

Item No.	Action Initiation Date	Councilmember or Staff Member	Topic of Follow-up	Department Assigned
I	1/9/2018	Village Council	SW 136 Street Bike Lane and Bridge Project	Public Works Department
Status	<p>August 30, 2022: Village Public Works Director and Village Manager received communication from Commissioner Regalado's office regarding the pending corrections to the project trees. County advised they will be replaced.</p> <p>August 18, 2022: Village Manager met with Commissioner Regalado and advised her of the deficiencies related to the trees that were planted as part of the project.</p> <p>June 2022: Public Works Director communicated with Commissioner Regalado's Office and with County Public Works Department and provided a spreadsheet with the trees that were planted and deficiencies.</p> <p>May 2022: The Public Works Director communicated with the representative of Palmetto Bay Public Works about the landscaping of the median on 136 Street near US 1. The County has been advised about concerns regarding the landscaping that was installed which is not what was specified in the original project. The County's Project Manager advised the contractor has been notified the landscaping was not what was approved and specified.</p> <p>March 2022: According to email communications with the County, nothing new to report with regard to the Bridge Project.</p> <p>February 2022: 136 ST Bike Lane is 80% complete. They are working on area around Home Depot/US1. Bridge Project is on hold until FPL issue is resolved.</p> <p>September 20, 2021: County advised the project plans are at 90%, and County is working out utility relocations and finalizing right of way issues.</p> <p>September 15, 2021: Village was notified that the bridge project would be delayed for 8 to 12 months from September 15, 2021, due to a conflict with the utility company.</p> <p>July 12, 2021: Shared use path project has commenced.</p> <p>March 4, 2021: The Village received notification from Miami-Dade County that the start date for construction of the shared used path was July 12, 2021. The County anticipates the project will last 300 days – with substantial completion in 240 days.</p> <p>February 3, 2021: The Village Manager requested an update regarding this project from the Office of the County Manager. The Village has been advised that the project is expected to commence in 4-6 weeks.</p> <p>June 23, 2020: Public Works Director attended a virtual meeting regarding the bridge replacement. County advised the construction plans for the bridge would be completed in July. Construction is scheduled to commence in the Summer of 2021 and be completed by Spring 2022 (8 months).</p> <p>May 2020: County notified that construction plans were developed to extend sidewalk from 82 Avenue west to the driveway for the Home Depot property.</p> <p>February 2020: New revised construction plans we completed. Project has been put out to bid.</p> <p>January 28, 2020: The County Public Works Department hosted a public meeting at Palmetto Bay Village Hall to allow resident review of the final construction plans at 7:00 p.m. Project Consultant advised the Public Works Director that a change order to include the extended sidewalk from 82 Ct to the Home Depot property would be added after construction plans are bid.</p> <p>December 30, 2019: Village Manager asked the Public Works Director to follow up with the Village of Palmetto Bay to obtain the cost breakdown for their expenditures related to the two roundabouts and bridge.</p> <p>December 12, 2019: Village Manager requested that the Public Works Director contact the Village of Palmetto Bay Public Works Director to request a cost breakdown for all the funds expended by Palmetto Bay for projects on SW 136 Street (Roundabouts and bridge).</p> <p>December 11, 2019: The County Public Works Department hosted a public meeting to allow resident review of the final construction plans at</p>			

	<p>Suniland Park at 5:30 p.m.</p> <p>November 7, 2019: Mayor Corradino and Village Manager, Mayor Cunningham from Palmetto Bay met with representatives from the County to review the project.</p> <p>October 23, 2019: Public Works Director Spanioli met with County representatives to discuss the issue with tree removal along the Pinecrest side of the ROW. It was agreed that the trees will not be disturbed.</p> <p>September 23 and 25, 2019: Public Works Director Spanioli met with representatives from Miami-Dade County and Palmetto Bay to discuss plans for the shared-use bike lane on SW 136 Street. Discussed centered around a revised approach that would involve construction of a shared use path along the entire length of 136 Street on the south side (Palmetto Bay) and nothing on the Pinecrest side. Miami-Dade County has also indicated that two roundabouts will be installed at the intersections of 67 Avenue and Old Cutler Road.</p> <p>June 6, 2019: The Village Manager met with representatives from Miami-Dade County to review the details of the SW 136 Street Project and in particular the bridge replacement. Based on discussions, with Palmetto Bay representatives and the County, project engineers will add lighting elements to the structure with smart technology.</p> <p>October 2018: A Joint Participation Agreement between the Village of Palmetto Bay and Miami-Dade County should be approved by the Board of County Commissioners. Once the agreement with Palmetto Bay is fully executed, design will commence for the project.</p> <p>January 9, 2018: The Village Council authorized the Mayor to enter into a Joint Participation Agreement with Miami-Dade County for the construction of bicycle facilities on SW 136 Street.</p> <p>January 24, 2017: Miami-Dade County held a public meeting about the proposed project at Howard Elementary School. The Village delivered door hangers to the residents that are directly adjacent to the proposed bike lane along SW 136th Street.</p> <p>December 2016: The Village sent out a letter to all affected residents about the proposed SW 136 Street Bike Lane Project being spear headed by Miami-Dade County with collaboration from both Pinecrest and Palmetto Bay. The proposed project would add dedicated bike lanes on each side of SW 136 Street adjacent to the travel lanes from approximately SW 83 Avenue to Old Cutler Road. This would widen the roadway by 4' on each side. From SW 83 Avenue to US-1, the County is proposing sharrows due to R/W constraints. This bike path would connect the bikeway along the bus way with the newly reconstructed Old Cutler bike trail. The total estimated project cost is \$2.4 million. Pinecrest received a grant from FDOT for \$1 million for comprehensive bicycle within the Village that is being matched with Village funds. Currently, Miami-Dade County has Road Impact Fee funds that are allocated for the resurfacing of SW 136 Street and our funds would be used for the bicycle lane widening on the Pinecrest side of the R/W. Palmetto Bay would have to make a contribution for their side of the R/W.</p> <p>November 4, 2016: Public Works Director met with Miami-Dade County representatives to discuss the possibility of repurposing MPO funding for bike lanes within the Village (originally intended for the SW 104 Street Project and other roadways) toward the proposed SW 136 Street Bike Lane Project.</p>			
2	2/12/2019	Village Council	Pinecrest Gardens ADA Compliant Playground Restroom	Office of the Village Manager
Status	<p>Project Substantially Completed</p> <p>December 3, 2022: Grand opening of Upper Garden Project.</p> <p>September 7, 2022: Punch list item meeting with the Construction Contractor for completion of the project. The only matter that is still pending is the review of the fire line and fire suppression system for the barn. The due date for review of the plans and final approval is September 8th.</p> <p>Upon receipt of approval from the Fire Department, the contractor will complete the installation of both systems.</p>			

April 30, 2022: Construction has been completed for the playground, restrooms, sensory garden and picnic areas. 99% of the petting zoo is also completed.

February 2022: Curbs are complete and pathways have begun. All playground equipment has been installed. All underground work, including grease traps is complete. Animal pods and barn roof shingles are in –process.

January 2022: Window installation has begun in the restrooms and barn. Inspiration Center roof trusses have been installed and roof expected to be completed in the next 2 weeks

November 5, 2021: The majority of the landscaping for the project has been installed. The light poles are currently being installed.

October 2021: Contractor is completing exterior walls for the Inspiration Center. All the drainage and septic systems for the Upper Garden Project will be installed by mid-October. Restroom and barn facility are mostly completed, awaiting delivery of windows and doors.

September 2021: Construction is ongoing. The Playground structure, restrooms, animal enclosures and pods have been built. Finishes are in process for those facilities. The Inspiration Center footers have been poured.

April 12, 2021: Playground structure has been received and installation commenced.

April 6, 2021: The majority of the trees have been relocated. Awaiting grading to be completed to finish relocation of two specimen oaks. Septic systems are still under County review. Underground plumbing and electrical are being installed.

March 30, 2021: Playground structure has been completed and in shipping process.

March 1, 2021: Foundation work has commenced. Weekly progress meetings will take place as construction continues.

February 26, 2021: Demolition of the upper garden was completed.

February 16, 2021: Miami-Dade County is in the process of reviewing the Master Permit for construction of the septic systems that will service the animal enclosure, restrooms and Inspiration Center.

February 2, 2021: Demolition of the upper garden is approximately 90% complete.

January 28, 2021: The Village Manager, Assistant Manager and Pinecrest Gardens senior staff, met with representatives from Lunacon (contractor) and design team representatives for a kick-off meeting.

January 27, 2021: Contract for construction was awarded by the Village Council at a special meeting.

January 11, 2021: Demolition of the existing playground and restroom facility commenced. Demolition is expected to take approximately 2 weeks to complete.

January 7, 2021: Bid responses were received. A total of for proposals were received.

December 28, 2020: Landscape relocation and removal commenced.

December 2020: Construction bid was advertised. Pre-bid conference was held on December 7, 2020 and a total of 11 companies attended the meeting.

December 1, 2020: Demolition plans have been approved and permitted. Demolition is expected to take place beginning Mid-December. Construction plans for project have been submitted to the Village’s Building and Planning Department for permit review.

October 14, 2020: Council approved the purchase of the playground equipment for the Upper Garden Project.

September 22, 2020: Council discussed funding for the project during budget hearing.

September 8, 2020: Council discussed funding for the construction of the project during budget hearing.

September 1, 2020: Received final construction drawings for the building structures. Building plans are undergoing review by the Building and Planning Department.

July 2, 2020: Village Manager, Public Works Director, Assistant Village Manager, Pinecrest Gardens Director and Assistant Building Official met with landscape architect to review 50% completed construction plans and provide input.

	<p>April 30, 2020: Village Manager authorized borings and survey work necessary or the development of the construction plans.</p> <p>March 10, 2020: The Village Manager and Assistant Village Manager had a phone conference with Douglas Thompson, Project consultant and provided input on the petting zoo buildings based on the discussions the Council had during its workshop.</p> <p>March 6, 2020: The Village Council discussed the project during the Strategic Planning Workshop and agreed on preliminary concepts for the improvements. Construction documents phase implementation will commence.</p> <p>February 11, 2020: The Village Council will consider the financing plan and discuss how to proceed with the project.</p> <p>January 2020: Village Manager presented the Village Council with a Project Financing Plan during Strategic Plan workshop.</p> <p>November 27, 2019: Village Manager, Assistant Village Manager and Pinecrest Gardens Director met with the consultant to provide direction with regard to the development of bid-ready, construction plans for the phased implementation of the improvements with a priority given to the playground and restroom construction.</p> <p>November 12, 2019: Master Plan was presented to the Village Council.</p> <p>October 31, 2019: Master Plan will be finalized and readied for presentation to the Village Council.</p> <p>October 22, 2019: Consultant team will meet with Village Manager, Assistant Village Manager and Pinecrest Gardens Director regarding ongoing development of the Master Plan.</p> <p>October 8, 2019: Consultant team met with Village Manager, Assistant Village Manager, Pinecrest Gardens Director and Environmental Education Coordinator to review the preliminary site layout and Master Plan concepts.</p> <p>September 18 and 19, 2019: Consultant team met with Village staff to review programming needs for the space and to brainstorm about concepts and vision for the Master Plan that will inform the construction documents.</p> <p>September 11, 2019: Consultant did an onsite evaluation of the facility.</p> <p>August 30, 2019: The Village Manager held the contract signing meeting and preliminary discussions on next steps for commencement of the project.</p> <p>August 24, 2019: The Village Manager received authorization to execute an agreement with Landscape DE for an amount not to exceed \$300,000 to complete the Master Plan (\$50,000) and construction documents (\$250,000) for the ADA improvements to the upper garden, including new petting zoo, new Inspiration Center, new playground and new restrooms. Funding for this project has been spread over two years. The Village has also received \$250,000 from the State and has committed a \$200,000 Match for the construction of some of the improvements.</p> <p>June 2019: The Village Manager received authorization to negotiate a price with the top ranked architectural firm – Landscape DE.</p> <p>March 18, 2019: The Village received 5 responses to the Request for Qualification. Staff committee is in the process of reviewing the submittals.</p> <p>February 20, 2019: A request for qualification for architects was issued for the design of the Upper Garden Playground and Petting Zoo Area.</p> <p>February 12, 2019: The Village Council approved the issuance of a bond Resolution 2019-13 that will in part fund the improvements.</p>			
3	5/1/2021	Village Council	Gary Matzner Park	Office of the Village Manager and Parks and Recreation
Status	<p>December 13, 2022: Additional designs will be submitted to the Village Council for its consideration.</p> <p>November 8, 2022: The conceptual designs were presented to the Village Council during its regular meeting for its consideration. Council directed that additional designs be developed that were more natural and passive.</p> <p>September 7, 2022: The Village is hosting a community meeting to present the results of the Gary Matzner Park survey at Evelyn Greer Park. Residents will be afforded the opportunity to provide additional input to the design team.</p> <p>August 24, 2022: The Village initiated a community survey to obtain input regarding the elements that would be included in the conceptual design</p>			

	<p>of the park. The deadline for submittal of the survey responses was on this date. 956 survey responses were received and are being analyzed by the design team.</p> <p>July 11, 2022: Award of the contract for development of the conceptual design of the park.</p> <p>April 2022: The Village will advertise request for qualifications for the development of a conceptual design for the park.</p> <p>February 8, 2022: Village Council approved the Parks and Recreation Master Plan.</p> <p>January 2022: Parks and Recreation Master Plan on Village Council agenda for consideration, but further information was requested.</p> <p>November 2021: Anticipate putting out a request for qualifications to pick a consultant to develop a conceptual design for the Gary Matzner Park.</p> <p>October 15, 2021: Commencement of final landscaping improvements to the site. The site will be used for potable water project staging.</p> <p>October 4, 2021: Director Mattes met with landscaping company to walk the property to review landscaping needs and receive a quote to provide safe open space and remove any dead trees and vines.</p> <p>September 1, 2021: Demolition of all the structures on the property have been completed. One electric service pole remains on the property.</p> <p>May 6, 2021: Asbestos inspection was conducted ahead of demolition.</p> <p>May 5, 2021: Contract for demolition has been awarded. Awaiting FPL disconnection of utilities and asbestos survey.</p> <p>April 28, 2021: The Village received proposals for demolition of the structures on the park property.</p>			
4	11/9/2021	Village Council	Kendall Drive Shared Use Path	Public Works Department
Status	<p>December 2022: Anticipate completion of the construction documents.</p> <p>November 15, 2022: Community meeting was held to provide residents with a second opportunity to provide input on the project design.</p> <p>October 28, 2022: The Village Manager sent letters out to affected residents and petitioners providing a project update with facts about latest draft plans and providing a date for review of the 60% plans in a community meeting.</p> <p>October 25, 2022: The Public Works Director received the draft final project plans.</p> <p>October 11, 2022: The Office of the Village Clerk received a petition opposing the project.</p> <p>September 25, 2022: Public Works Director will coordinate a meeting with the affected residents to review the 60% plans. Letter will be sent out to residents advising of the actual impact of the project including number of trees to be removed, relocated and replaced.</p> <p>September 7, 2022: Public Works Director received revised plans. Plans will be forwarded to the Parks and Recreation Department for coordination with the Gary Matzner Park conceptual design consultant.</p> <p>June 22, 2022: Affected resident meeting to review preliminary design will be held in mid-June.</p> <p>June 2, 2022: Public Works Director will be meeting with the design consultants.</p> <p>February 1, 2022: Agreement was executed and work has begun. Process, including public meetings, is expected to take approximately 12 months.</p> <p>January 2022: Attorneys on both sides are reviewing the agreement.</p> <p>December 6, 2021: The Village Attorney is currently reviewing the contract document.</p> <p>November 9, 2021: The Village Council authorized the Village Manager to enter into an agreement with Kimley Horn Associates, Inc. for the design of the Kendall Drive Shared Use Path.</p>			
5	3/26/2021	Village Council	Potable Water Project	Public Works Department
Status	<p>November 30, 2022: More than 500 tons of asphalt have been placed as part of the restoration process. All roads that have had new water mains installed will be milled and resurfaced with 1-inch-thick new asphalt. This asphalt restoration process will continue until the project is complete.</p>			

November 23, 2022: More than 74% of the proposed new water lines have been installed since the project began in January 2022. The following sub-Phases have all (100%) of the proposed water main, fire hydrants, and laterals installed. These sub-Phases are pending testing and restoration (unless otherwise noted): Phase 1-A (flushing, pressure & Bac-T testing complete, As-builts accepted by WASD, swale restoration in progress, milling and resurfacing of affected streets began the week of 11/14); Phase 1-B (flushing, pressure & Bac-T testing complete, As-builts accepted by WASD, swale restoration in progress, milling and resurfacing of affected streets began the week of 11/14); Phase 1-C (flushing and pressure test complete, Bac-T testing complete, As-builts accepted by WASD, swale restoration in progress, milling & resurfacing of affected streets to being the week of 11/28); Phase 1-D (flushing complete, pressure test complete, As-builts submitted to WASD and are being revised); Phase 2-A (flushing in-progress, As-builts submitted to WASD); Phase 2-B (flushing in-progress); Phase 2-D (flushing complete, pressure test complete, As-builts submitted to WASD and are being revised); Phase 3-A and Phase 3-B. Following are the status of the remaining sub-Phases with percentage complete for installation of water mains, Fire hydrants, and laterals shown in parenthesis: Phase 2-C (44%), Phase 3-C (60%) Phase 3-D (97%), Phase 4-A (0% - WASD permit under review), Phase 4-B (0% - WASD permit received), Phase 4-C (0% - WASD permit received), and Phase 4-D (0% - WASD permit received).

September 12, 2022: The permit for the 2C Phase of the Potable Water Project is approved. Residents should start to see movement by the end of this week as the surveyors begin to mark the roads. Two crews will be assigned to the construction, as this is the largest sub-phase of the project. Approximately 60% of the proposed new water lines have been installed since the project began in January 2022. The following sub-Phases have all 100%) of the proposed water main, fire hydrants, and laterals installed. These sub-phases are pending testing and restoration: Phase 1-A, Phase 1-B, Phase 1-C, Phase 1-D, Phase 2-A, Phase 2-B, Phase 2-D and Phase 3-A. Following are the status of the remaining sub-phases with percentage completion in parentheses: Phase 2-C (0% - WASD permit received 9-12-22 - Beginning of construction pending); Phase 3-B (60 %); Phase 3-C (0%); Phase 3-D (5%); Phase 4-A (0% - WASD permit pending); Phase 4-B (0% - WASD permit received); Phase 4-C (0% - WASD permit pending) and Phase 4-D (0% - WASD permit received). Construction on sub-phase 2C will begin in the next two weeks.

June 16, 2022: All water mains, laterals, and fire hydrants have been installed in Phase I (A, B, C, D). All tests for Phase I (A, B, C, D) are complete including pressure and Bac-T. As-built, swale restoration, road restoration, and WASD conveyance are pending for all of Phase I (A, B, C, D). Phase 2A has started and is more than 15% complete.

May 20, 2022: Water main pipe installation for Phases 1A and 1B are 100% complete. Phase 1C is more than 90% complete. Installation on Phase 1D recently commenced and is about 60% complete. The contractor is testing all the newly installed pipes to ensure they meet Water & Sewer Dept. (WASD) standards. Phase 2A is scheduled to commence soon. Once the roads have been milled and resurfaced and WASD has accepted the newly installed infrastructure, residents will be able to begin the process of connecting their service lines with the newly installed meter boxes and meters. All of Phase I will need to be accepted by WASD before any connections by residents can commence.

May 5, 2022: Water main pipe installation for Phases 1A and 1B are 100% complete. Phase 1C is more than 90% complete. Installation on Phase 1D is just getting started. The contractor is testing all of the newly installed pipes to ensure they meet Miami-Dade County Water & Sewer Department (WASD) standards. Once the roads have been milled and resurfaced and WASD has accepted the newly installed infrastructure, residents will be able to begin the process of connecting their service lines with newly installed meter boxes and meters.

March 18, 2022: Phase 1A is more than 74% complete, Phase 1B is more than 49% complete, and Phase 1C is more than 19% complete. Phase 1D will be commencing within a few weeks. To date: 11,342 LF of watermain, 76 service lines, and 18 fire hydrants have been installed.


January 3, 2022: Potable Water Project construction commenced. The Potable Water Project is organized into 16 Phases numbered 1A, 1B, 1C, 1D, 2A, 2B, 2C, 2D, 3A, 3B, 3C, 3D, 4A, 4B, 4C, 4D. The project will be installed in the numbered sequence of the 16 Phases. Before construction begins in each Phase, residents will receive a letter from the Village delivered by the contractor with about 7 days of notice that the construction is starting.

	<p>October 1, 2021: Construction is scheduled to commence on January 3, 2022.</p> <p>May 11, 2021: Village Council unanimously approved the establishment of a special assessment to complete Miami-Dade County's potable water and fire hydrant system in the Village. Approximately 725 homes in the Village still do not have access to the county's potable water system and rely on wells.</p> <p>March 26, 2021: Pinecrest will receive about \$8.1 million from the American Rescue Plan legislation. This money has very specific rules on how and when it must be spent. It can be spent on infrastructure projects such as water, sewer and broadband projects. It must be spent by December 31, 2024. We are focusing on completing our water and fire hydrant system because it is a primary long-term goal that has not been fully accomplished, and it fits tightly into the rules for how this money can be spent. This effort has been a top priority since our incorporation in 1996.</p>			
6	1/11/2022	Village Council	Coral Pine Park Phase 2	Parks and Recreation Department
	<p>February 2024: Expect Project completion.</p> <p>June 2023: Expect commencement of project.</p> <p>April 2023: Anticipate issuance of bond/bank loan to pay for construction of project.</p> <p>January 2022: Expect completion of the design documents and schedule a meeting with the community to review the final draft document.</p> <p>November 30, 2022: In 2014, Village Council adopted the Coral Pine Park Master Plan and divided the construction of the approved improvements into two phases. Phase 1, which included a new tennis center and playground, was completed in 2016. This project is for the design of Phase 2 which includes a new 900 square foot multi-purpose room. The design and construction documents are in its final stages and are expected to be completed in early December.</p> <p>April 12, 2022: The Village Council approved execution of the contract with AECOM.</p> <p>January 11, 2022: The Village Council authorized the Manager to negotiate with #2 ranked firm AECOM for development of construction design plans for phase 2 of Coral Pine Park improvements.</p>			



Yocelyn Galiano, ICMA-CM
Village Manager
manager@pinecrest-fl.gov

MEMORANDUM
Office of the Village Manager

DATE: December 2, 2022
TO: The Honorable Mayor and Members of the Village Council
FROM: Yocelyn Galiano, ICMA-CM, Village Manager 
RE: Employee Vaccine Incentive Program

It is the policy of the Village of Pinecrest to provide a safe work environment for our employees, visitors, and the public, especially during emergency situations like the Coronavirus (“COVID-19”) pandemic. To that end, the Village wants to incentivize vaccination for employees and, as such, provides Vaccination Incentive Pay to eligible employees whose duties and assignments were relied upon to maintain continuity of all critical operations. Vaccination Incentive Pay will be provided to eligible employees in accordance with the American Rescue Plan Act of 2021 (“ARPA”) which, among other things, appropriated federal monies for local governments to cover expenditures incurred due to the COVID-19 pandemic.

The purpose of this policy is to maintain a safer workplace by minimizing the community transmission of Coronavirus (“COVID-19”) amongst employees, visitors, and the population at large by compensating employees who voluntarily choose to be vaccinated.

The following table illustrates participation in the Voluntary Employee Vaccine Incentive Program:

FullyVax	Booster	# of EE's Participated	As of (Date)	% 185 EEs	Running Total	As of Date	# of EE Not Yet Eligible
56	87	143	4/18/2022	77%	\$186,000		
59	87	146	4/22/2022	79%	\$190,000		
60	89	149	5/3/2022	80.54%	\$192,500		
59	90	149	5/31/2022	80.54%	\$199,000		
60	91	151	7/6/2022	81.62%	\$202,000	7/6/2022	24
61	92	153	7/21/2022	82.70%	\$205,000	7/21/2022	24
59	94	153	7/27/2022	82.70%	\$206,000	7/27/2022	24
61	94	155	8/24/2022	83.78%	\$208,000	8/24/2022	28
60	97	157	9/29/2022	84.86%	\$215,500	9/29/2022	26
61	98	159	10/31/2022	85.95%	\$221,000	10/31/2022	22
62	98	160	11/28/2022	86.49%	\$228,500	11/28/2022	19



As the table shows, since the initial roll-out of the program on March 14, 2022, seventeen employees who were not originally vaccinated, opted to do so to take advantage of the incentive pay. In order to be eligible for this program, an employee must have been employed by the Village for a minimum of six months. Currently, there are a total of 19 employees who are not yet eligible to participate.

/yg



Yocelyn Galiano, ICMA-CM
Village Manager
manager@pinecrest-fl.gov

MEMORANDUM
Office of the Village Manager

DATE: December 1, 2022
TO: The Honorable Mayor and Members of the Village Council
FROM: Yocelyn Galiano, ICMA-CM, Village Manager
RE: Communications Division November 2022 Monthly Report

The division's overarching goal is to produce high-quality, engaging, and vibrant communication campaigns that position the Village as the official source of information for Pinecrest residents and visitors. The division is augmented by interdepartmental collaboration, consultants and software that streamlines work processes.

Active Communication Projects:

- US 1 Vision Plan
- Website Upgrade
- Tropical Nights
- Potable Water Updates
- Village Council Updates
- Pinecrest Parkway (US 1) Updates
- FPL Updates
- Special Edition of Pinecrest Sun
- Jazz Promotion
- Halloween
- VOP Logo

Each project/campaign requires interdepartmental collaboration, and a combination of all the following services: creative direction, communications plan, marketing strategy, photography, video, multi-media editing, graphic design, copy writing, copy editing, website update, organic social media, paid digital ads, email marketing, media outreach, signage, and metrics reporting.

Included in the following pages is a monthly report from Zencity, the Village's AI digital listening tool. Additionally included are e-newsletter statistics, social media analytics and a snapshot of the communications division's project schedule.



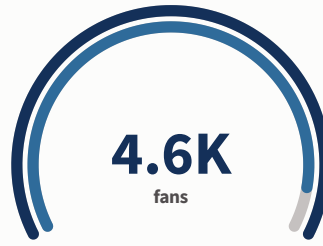


2022 YOY (fiscal calendar)

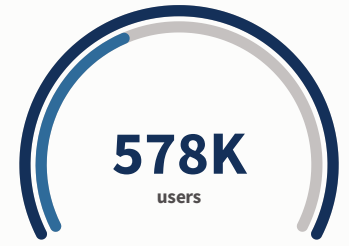
Comparison between **Oct 01, 2021 - Sep 30, 2022** and **Oct 01, 2020 - Sep 30, 2021**

 **YOY 2021-2022 | Pinecrest Government Facebook Brand Awareness and Engagement**

 Fans



 Total reach

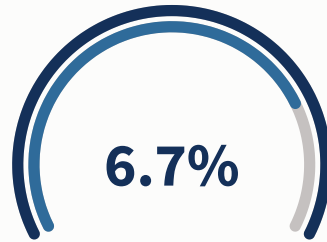


 Page impressions

776K
impressions


↗ 103% from 383K

 Page engagement rate



★ *"A good social media engagement rate on Facebook can be as little as 1% to 2% according to industry experts."~ Adobe*

Page engagement rate is the daily proportion of people who engaged with any content from your Pages (clicked, liked, shared, or commented), as a percentage of the people who saw it.

 **YOY 2021-2022 | Pinecrest Government Instagram Brand Awareness and Engagement**

 Followers

4.9K
followers

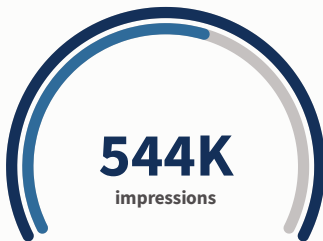
↗ 26.3% from 3.9K

 Profile reach

313K
users

↗ 86.7% from 168K

 Profile impressions



 Post engagement rate

3.34%
engagement rate

↘ 3.8% from 3.47%

👍 *"Social media marketing experts agree that strong engagement falls around 1% to 5%." ~ Hootsuite*

Post Engagement Rate is the average engagement rate for all posts, calculated as the sum of engagement rates for each post divided by the number of posts. The engagement rate for a post is the percentage of interactions on it (likes, comments, and saves for a photo, video, carousel, or reel post) out of the number of people who viewed it.

Volume of Conversations

9% ▲

Compared to the monthly average

3,658 Interactions analyzed

Sentiment Analysis



Trending Topics

Compared to the monthly average

Interactions

Topic	Change	Interactions
Public Safety	▲ 14%	865
Political Affairs	▲ 15%	514
Animal Care and Control	▲ 1,113%	402
Local Economy	▲ 21%	376
Parks and Recreation	▲ 53%	367

Leading Projects



Public Safety

▲ 3.80%

870 Interactions analyzed



Sense of Community

▼ -14.40%

661 Interactions analyzed



Parks and Recreation

▲ 26.87%

526 Interactions analyzed



accepted bounced **viewed** engaged shared growth forwards marked as spam

Promotion	Total Views	Unique Views	Details
Howl-O-Ween ...	5638	4217	Stats
10/29 Join our friend...	1403	955	Stats
October 26 Potab...	1512	974	Stats
US 1 Plan Messag...	4642	3250	Stats
Summary of 10/12...	1891	1139	Stats
10/12 Special Villa...	2569	1637	Stats
Summary of 10/11...	1608	1014	Stats
10/10 Potable Wat...	1788	1137	Stats
Family fun, cult movie...	1783	1139	Stats
Advance for 10/11...	1818	1158	Stats
Advance for Speci...	1501	943	Stats

10/31 | Happy Halloween!

Item	Assigned To	Person	Status	Due Date	Department	Category
Amy's Holiday Toy Drive Poster	ADAM	AP	Done	Fri, Oct 28	Village	Design Edit
FitCrest Page / Halloween Tile	MICHELLE	JW +2	Done	Mon, Oct 31	Parks & Rec	Website Update
POC Landing Page Edits	MICHELLE & ADAM	JW +3	Done	Mon, Oct 31	Parks & Rec	Website Update
GS Badge Day	ELIS		Done	Mon, Oct 31	Pinecrest Gardens	Social Media
PD - Elevator Access After Hours Sign	ADAM	AP	Done	Mon, Oct 31	Police Department	Design
Edit FB ad 11/7	MICHELLE	MH	Done	Mon, Oct 31	Village	Social Ad
Antonio Adolfo & Carol Saboya FB Event	ELIS		Done	Mon, Oct 31	Pinecrest Gardens	Social Media
Happy Halloween	ELIS		Done	Mon, Oct 31	Pinecrest Gardens	Social Media
PG Jazz Banner Revision	ADAM	AP	Done	Mon, Oct 31	Pinecrest Gardens	Design
PG Jazz Banner Preflight Print	ADAM	AP	Done	Mon, Oct 31	Pinecrest Gardens	Print
US 1 Vision Plan Meetings email	MICHELLE	MH	Done	Tue, Nov 1	Village	Email Marketing
SUP Update	MICHELLE	MH	Done	Tue, Nov 1	Village	Write Copy
Splash 'N Play closed	ELIS		Done	Tue, Nov 1	Pinecrest Gardens	Social Media
Kendall Drive SUP Web Banner Graphic	ADAM	AP	Done	Tue, Nov 1	Village	Design
SUP Webpage	MICHELLE	MH	Done	Tue, Nov 1	Village	Website Update
SUP background news item	MICHELLE	MH	Done	Tue, Nov 1	Village	Website Update
SUP save the date 11/15 News item	MICHELLE	MH	Done	Tue, Nov 1	Village	Website Update
SUP latest details News item	MICHELLE	MH	Done	Tue, Nov 1	Village	Website Update
SUP calendar item	MICHELLE	MH	Done	Tue, Nov 1	Village	Website Update
Edit PG Pinecrest Sun Copy	MICHELLE	MH	Done	Tue, Nov 1	Pinecrest Gardens	Edit Copy
PG - Jazz Will Call Redesign	ADAM	AP	Done	Tue, Nov 1	Pinecrest Gardens	Design
PG Will Call Stanchion Preflight Print	ADAM	AP	Done	Tue, Nov 1	Pinecrest Gardens	Print
Jazz social media toolkit	ADAM	AP +3	Done	Tue, Nov 1	Pinecrest Gardens	Follow Up
Evelyn Greer Playground Ribbon Cutting	ADAM, JEREMIAH & MICHELLE	AP +2	Done	Tue, Nov 1	Village	Video/Photo
Shared Use Path on Homepage	MICHELLE	MH	Done	Tue, Nov 1	Village	Website Update
PG Logo Media Kit Assembly	ADAM	AP	Done	Wed, Nov 2	Pinecrest Gardens	Design
US 1 Vision Plan Meetings email	MICHELLE	MH	Done	Thu, Nov 3	Village	Email Marketing
Drone Pictures	ADAM	AP	Done	Fri, Nov 4	Pinecrest Gardens	Video/Photo
name tags for Council, Yocie, Steve, you and me	ADAM	AP	Done	Thu, Nov 3	Village	Follow Up
FOPG - Logo	ADAM	AP +2	Done	Wed, Nov 2	Pinecrest Gardens	Follow Up
Post Evelyn Greer Ribbon Cutting	MICHELLE	MH	Done	Wed, Nov 2	Village	Social Media
Curate Evelyn Greer Ribbon Cutting Photos	MICHELLE	MH	Done	Wed, Nov 2	Village	Social Media
Post photo of CM Kraft last day	MICHELLE	MH	Done	Wed, Nov 2	Village	Social Media
Cutler Bay Theatre Post	ELIS		Done	Wed, Nov 2	Pinecrest Gardens	Social Media
Miami Youth Orchestra Post	ELIS		Done	Fri, Nov 4	Pinecrest Gardens	Social Media
Name Tags Preflight Print	ADAM	AP	Done	Thu, Nov 3	Village	Print
Update Future Pinecrest buttons	MICHELLE	MH	Done	Thu, Nov 3	Village	Website Update
Update Future Pinecrest Friendly URL	MICHELLE	MH	Done	Thu, Nov 3	Village	Website Update
Update Jazz Friendly URL	MICHELLE	MH	Done	Thu, Nov 3	Pinecrest Gardens	Website Update
Build Future Pinecrest Web Page	MICHELLE	MH	Done	Thu, Nov 3	Village	Website Update
Create WEB Version of Sun SE	ADAM	AP	Done	Fri, Nov 4	Village	Design
Upper Garden Photo/Video Shoot for Promo	ADAM & JEREMIAH	AP	Done	Fri, Nov 4	Pinecrest Gardens	Video/Photo
+ Add Item						

Item	Assigned To	Person	Status	Due Date	Department	Category
Building and Planning Etrakit Website Image	ADAM	AP	Done	Fri, Oct 14	IT	Design
Howl-O-Ween Signs	ADAM	AP	Done	Tue, Oct 18	Pinecrest Gardens	Design
Plan for Overflow Meetings	MICHELLE	MH	Done	Thu, Oct 20	Village	Meeting
PG - Jazz Eddie Palmieri Street Sign Preflight Print	ADAM	AP	Done	Mon, Oct 24	Pinecrest Gardens	Print
PG - Jazz Season Materials Meeting	ADAM	AP	Done	Mon, Oct 24	Pinecrest Gardens	Meeting
PG - Generic Overflow Parking A-Frame Design	ADAM	AP	Done	Mon, Oct 24	Pinecrest Gardens	Design
VOP New Logo Refinement	ADAM	AP	Done	Mon, Oct 24	Village	Design
10/12 Mayors message email	MICHELLE	MH	Done	Mon, Oct 24	Council	Email Marketing
Jazz Eddie Palmieri 57th Avenue Banner	ADAM	AP	Done	Mon, Oct 24	Pinecrest Gardens	Design
Rocky Horror Ticket Giveaway	ELIS		Done	Tue, Oct 25	Pinecrest Gardens	Social Media
PG Howl Sign Preflight Print	ADAM	AP	Done	Tue, Oct 25	Pinecrest Gardens	Print
10/12 Mayors Message Paid Social	MICHELLE	MH	Done	Tue, Oct 25	Village	Social Ad
10/12 Mayors Message social	MICHELLE	MH	Done	Tue, Oct 25	Council	Social Media
Halloween Events E-blast	ADAM	+2	Done	Tue, Oct 25	Pinecrest Gardens	Email Marketing
Xavier Cortada Gallery Opening	ELIS		Done	Wed, Oct 26	Pinecrest Gardens	Social Media
FITCrest 5K & Dino Dash Sign	ADAM	AP +3	Done	Wed, Oct 26	Parks & Rec	Design
P&R 5K / Dino Dash Poster Pre-Flight Print	ADAM	AP	Done	Wed, Oct 26	Parks & Rec	Print
10/12 Mayors Message design	MICHELLE	MH	Done	Wed, Oct 26	Council	Design
US 1 Vision Plan Meetings social ad	MICHELLE	MH	Done	Wed, Oct 26	Village	Social Ad
Rocky Horror Signature Drink Post	ELIS		Done	Wed, Oct 26	Pinecrest Gardens	Social Media
Send Granicus VOP Branding and logo	MICHELLE	MH	Done	Wed, Oct 26	Village	Granicus Website Update
Howl-O-Ween Tickets Giveaway IG	ELIS		Done	Thu, Oct 27	Pinecrest Gardens	Social Media
Village Seal Resize for Council Agendas 300x300, ...	ADAM	AP	Done	Thu, Oct 27	Clerk	Design
Cross promote Howl-O-Ween on VOP Enews	MICHELLE	MH	Done	Fri, Oct 28	Pinecrest Gardens	Email Marketing
Cros Promote Howl-O-Ween on Parks Email	MICHELLE	MH	Done	Fri, Oct 28	Pinecrest Gardens	Email Marketing
Howl Carousel + Know Before You Go	ELIS		Done	Fri, Oct 28	Pinecrest Gardens	Social Media
Track or Treat Photography	ADAM	GZ +2	Done	Fri, Oct 28	Parks & Rec	Video/Photo
Howl-O-Ween Last Minute Push E-blast	MICHELLE & ADAM	+2	Done	Fri, Oct 28	Pinecrest Gardens	Email Marketing
Web Update - Howl-O-Ween Page	MICHELLE & ADAM	MH AP	Done	Fri, Oct 28, 12:00 PM	Pinecrest Gardens	Website Update
Howl It's Puppy Day Post	ELIS		Done	Sat, Oct 29	Pinecrest Gardens	Social Media
Eddie Palmieri	MICHELLE	MH	Cancelled	Mon, Oct 31	Pinecrest Gardens	Social Ad
business mixer post - date TBA	MICHELLE	MH	Cancelled		Village	Social Media

+ Add Item

10/17 | We can manage whatever comes up

Item	Assigned To	Person	Status	Due Date	Department	Category
Manhattan Transfer	MICHELLE		Done	Mon, Oct 10	Pinecrest Gardens	Social Ad
Orchestra Miami	MICHELLE		Done	Tue, Oct 11	Pinecrest Gardens	Social Ad
Howl-O-Ween	MICHELLE		Done	Wed, Oct 12	Pinecrest Gardens	Social Ad
Rocky Horror Picture Show	MICHELLE		Done	Thu, Oct 13	Pinecrest Gardens	Social Ad
Jazz Bar TV Digital Sign	ADAM		Done	Thu, Oct 13	Pinecrest Gardens	Design
Parks Senior Games Photo/Video Archive & Distrib...	ADAM		Done	Mon, Oct 17	Pinecrest Gardens	Archive-Log-Captuer
PG EDU Lesson Plan Graphic Elements	ADAM		Done	Mon, Oct 17	Pinecrest Gardens	Design
Halloween Flu Post	MICHELLE		Done	Tue, Oct 18	Village	Social Media
Update business directory	MICHELLE		Done	Tue, Oct 18	Village	Website Update
Update PD page accreditation	MICHELLE		Done	Tue, Oct 18	Police Department	Website Update
Final VOP Logo selection by VC	MICHELLE		Done	Tue, Oct 18	Village	Branding
Share Mixed Use tweet and FB	MICHELLE		Done	Tue, Oct 18	Village	Social Media
10/12 Summary ENews	MICHELLE		Done	Wed, Oct 19	Village	Email Marketing
10/12 Summary	MICHELLE		Done	Wed, Oct 19	Village	Website Update
Water Update	MICHELLE		Done	Wed, Oct 19	Village	Write Copy
Water Update	MICHELLE		Done	Wed, Oct 19	Village	Design
Water Update	MICHELLE		Done	Wed, Oct 19	Village	Social Media
Water Update	MICHELLE		Done	Wed, Oct 19	Village	Website Update
Water Update News item	MICHELLE		Done	Wed, Oct 19	Village	Website Update
November Art Openings Flyer	ADAM		Cancelled	Wed, Oct 19	Pinecrest Gardens	Design
10/12 Summary	MICHELLE		Done	Wed, Oct 19	Village	Social Media
10/12 Summary	MICHELLE		Done	Wed, Oct 19	Village	Write Copy
10/12 Summary	MICHELLE		Done	Wed, Oct 19	Village	Design
Jazz Sponsor Sign	ADAM		Done	Wed, Oct 19	Pinecrest Gardens	Design
PG Jazz Will Call Sign Edit 22-23	ADAM		Working on it	Wed, Oct 19	Pinecrest Gardens	Design
PG Jazz Signs (Will Call + Thanks)- Preflight Print	ADAM		Done	Thu, Oct 20	Pinecrest Gardens	Print
Give Mad Mimi Access to Gardens Director	ADAM & MICHELLE		Done	Fri, Oct 21	Pinecrest Gardens	Email Marketing
10/12 Mayors Message edit	MICHELLE		Done	Fri, Oct 21	Council	Edit Copy
US 1 Vision Plan Meetings email			Done	Tue, Oct 25	Village	Email Marketing

10/10 | Today is going to be a great day.

Item	Assigned To	Person	Status	Due Date	Department	Category
Halloween Events E-blast	MICHELLE	MH	Done	Tue, Oct 4	Pinecrest Gardens	Email Marketing
Eblast Lost in Space Last chance, buy your tickets!	LACEY & MICHELLE	+2	Cancelled	Thu, Oct 6	Pinecrest Gardens	Email Marketing
Lost in Space - Sold Out!	ELIS		Done	Fri, Oct 7	Pinecrest Gardens	Social Media
The Paper Tree House	ELIS		Done	Fri, Oct 7	Pinecrest Gardens	Social Media
Curious Gardener Herbolology Workshop	MICHELLE	LB	Done	Fri, Oct 7	Pinecrest Gardens	Social Ad
Halloween Events Page	MICHELLE	MH	Done	Mon, Oct 10	Village	Website Update
Halloween VOP enews	MICHELLE	MH	Done	Mon, Oct 10	Village	Email Marketing
Water Update	MICHELLE	MH	Done	Mon, Oct 10	Village	Email Marketing
Water Update - davids update to update	MICHELLE	MH	Done	Mon, Oct 10	Village	Website Update
Create LinkedIn Page for PG	MICHELLE	MH	Done	Mon, Oct 10	Pinecrest Gardens	Follow Up
Senior Games Photography Pickle Ball	ADAM	GZ +2	Done	Mon, Oct 10	Parks & Rec	Video/Photo
Curious Gardener Herbolology	ELIS		Done	Mon, Oct 10	Pinecrest Gardens	Social Media
Howl-O-Ween 57th Avenue Banner	ADAM	AP	Done	Mon, Oct 10	Pinecrest Gardens	Design
Garden Sign	ADAM	AP	Done	Mon, Oct 10	Pinecrest Gardens	Design
PG - Howl O Ween Sign Preflight Print	ADAM	AP	Done	Tue, Oct 11	Pinecrest Gardens	Print
PG - Upper Gardens Open Preflight Print	ADAM	AP	Done	Tue, Oct 11	Pinecrest Gardens	Print
Pinecrest Shooting/Barcade	MICHELLE	MH	Done	Tue, Oct 11	Police Department	Media Outreach
Pinecrest Shooting/Barcade	MICHELLE	MH	Done	Tue, Oct 11	Police Department	Write Copy
10/11VC Council Meeting	MICHELLE	MH	Done	Tue, Oct 11	Village	Meeting
10/11VC Council Meeting	MICHELLE	MH	Done	Tue, Oct 11	Village	Write Copy
Senior Games Photography - Bag Toss	ADAM	AP	Done	Tue, Oct 11	Parks & PG	Video/Photo
Senior Games Photography - Basketball	ADAM	AP	Done	Wed, Oct 12	Parks & PG	Video/Photo
10/11VC Council Meeting	MICHELLE	MH	Done	Wed, Oct 12	Village	Design
10/11VC Council Meeting	MICHELLE	MH	Done	Wed, Oct 12	Village	Email Marketing
10/11VC Council Meeting	MICHELLE	MH	Done	Wed, Oct 12	Village	Social Media
10/11VC Council Meeting	MICHELLE	MH	Done	Wed, Oct 12	Village	Website Update
PG Calendar - Digital Version Design	ADAM	AP	Done	Wed, Oct 12	Pinecrest Gardens	Design
PG Digital Calendar Website Upload	ADAM	AP	Done	Wed, Oct 12	Pinecrest Gardens	Website Update
PG Logo Update	ADAM	AP	Done	Wed, Oct 12	Pinecrest Gardens	TVC Traffic
Mini cow name post	ELIS		Done	Wed, Oct 12	Pinecrest Gardens	Social Media
PCC Council Presentation Filming	ADAM	AP	Done	Wed, Oct 12	Council	Video/Photo
Council Meeting Video Recording	ADAM	AP	Done	Wed, Oct 12	Council	Video/Photo
Senior Games Photography - Tennis	ADAM	AP	Done	Thu, Oct 13	Parks & PG	Video/Photo
Council Meeting Video Edit Compile	ADAM	AP	Done	Thu, Oct 13	Council	Video/Photo
PG A-Frame (Splash-Play-Exit) Preflight Print	ADAM	AP	Done	Thu, Oct 13	Pinecrest Gardens	Print
Rocky Horror - Buy your tickets now! Selling out f...	ELIS		Done	Thu, Oct 13	Pinecrest Gardens	Social Media
Jazz Bar Menu Sign Preflight Print	ADAM	AP	Done	Fri, Oct 14	Pinecrest Gardens	Print

PG Dogs Allowed Sign Preflight Print	ADAM	AP	Done	Fri, Oct 14	Pinecrest Gardens	Print
Senior Games Photography - Awards Ceremony	ADAM	AP	Done	Fri, Oct 14	Parks & PG	Video/Photo
Senior Games Photography - Race Walk	ADAM	AP	Done	Fri, Oct 14	Parks & PG	Video/Photo
The Guido H. Inguanzo Award Check Design	ADAM	AP	Done	Fri, Oct 14	Village	Design
Community News - Jazz Series Sponsor Logos	ADAM	AP	Done	Fri, Oct 14	Pinecrest Gardens	Video/Photo
The Guido H. Inguanzo Award Check Print & Glue	ADAM	AP	Done	Fri, Oct 14	Village	Print
Jazz program Manhattan Transfer	ADAM	AP	Done	Fri, Oct 14	Pinecrest Gardens	Design
PG Jazz Program - TMT Preflight Print	ADAM	AP	Done	Fri, Oct 14	Pinecrest Gardens	Print
Steve Tyrell FB Event	ELIS		Done	Fri, Oct 14	Pinecrest Gardens	Social Media
Jazz Bar Stanchion Sign	ADAM	AP	Done	Mon, Oct 17	Pinecrest Gardens	Design
No Dogs Allowed Signs	ADAM	AP	Done	Fri, Oct 21	Pinecrest Gardens	Design
+ Add Item						



Marie Arteaga-Nariño
Finance Director
finance@pinecrest-fl.gov

MEMORANDUM

Department of Finance

DATE: December 1, 2022
TO: The Honorable Mayor and Village Council
FROM: Yocelyn Galiano, ICMA-CM, Village Manager
RE: November Budget Highlights

Below are noteworthy items for the months of October 2022 and November 2022:

- The Building permit revenue through October was \$382,364.60 an increase of \$98,168.53 or 34.5% from the previous year.
- Community Center revenue through October was \$120,784.72 an increase of \$28,779.04 or 31.3% from the previous year.
- Pinecrest Garden revenue through October was \$78,806.27 a decrease of \$41,744.87 or -34.6% from the previous year. Grants received thus far in the fiscal year were \$37,500.00.
- The tree account has a balance of \$61,429.49 as of November 30, 2022.
- The red light camera revenue through November was \$132,017.87 and invoices through October is \$0.
- The Village received \$1,656,487.74 for Hurricane Irma claim with FEMA. The amount of \$53,676.45 has been obligated and is under review by the state for remittance
- The Village won the arbitration hearing concerning the Hurricane Irma Debris pick for \$1,509,716.82 and an additional \$9,871.69 for the personnel time.
- Due to the Covid 19 Pandemic, \$199,538.55 has been spent, \$35,134.67 has been reimbursed and \$111,343.86 is receivable. The remaining amount of \$19,460.95 is under review while \$33,599.07 has been denied.
- The Village received the second half of the American Rescue Plan Act, \$4,796,926, for a total of \$9,593,852.
- Village Council also donated \$10,000.00 from the Grants & Aide budget line as follows:
 - Economic Development Council of South Miami Dade





Budget by Organization Report

Through 11/30/22
 Prior Fiscal Year Activity Excluded
 Summary Listing

Organization	Adopted Budget	Budget Amendments	Amended Budget	Current Month Transactions	YTD Encumbrances	YTD Transactions	Budget - YTD Transactions	% Used/ Rec'd	Prior Year Total
Fund 001 - General Fund									
REVENUE									
Department 000 - .	31,332,860.00	.00	31,332,860.00	4,501,599.85	.00	5,551,468.36	25,781,391.64	18	32,137,673.36
REVENUE TOTALS	\$31,332,860.00	\$0.00	\$31,332,860.00	\$4,501,599.85	\$0.00	\$5,551,468.36	\$25,781,391.64	18%	\$32,137,673.36
EXPENSE									
Department 000 - .	3,003,090.00	.00	3,003,090.00	.00	.00	.00	3,003,090.00	0	4,092,627.21
Department 511 - Village Council	137,845.00	.00	137,845.00	16,593.27	.00	16,651.54	121,193.46	12	137,601.16
Department 512 - Administrative	1,398,875.00	.00	1,398,875.00	116,665.38	49,996.25	175,945.48	1,172,933.27	16	1,255,299.82
Department 513 - Finance Department	452,540.00	5,000.00	457,540.00	38,500.22	.00	65,338.16	392,201.84	14	414,179.89
Department 514 - Village Attorney	660,000.00	.00	660,000.00	3,991.50	.00	3,991.50	656,008.50	1	733,650.80
Department 519 - General Government	2,375,655.00	.00	2,375,655.00	156,206.49	51,628.29	377,907.10	1,946,119.61	18	2,273,019.47
Department 521 - Police Department	11,712,285.00	131,142.00	11,843,427.00	1,064,246.83	679,477.22	1,626,556.29	9,537,393.49	19	10,997,179.39
Department 524 - Building, Planning & Zoning -BPZ	3,500,975.00	90,000.00	3,590,975.00	238,129.99	159,865.00	385,693.07	3,045,416.93	15	3,069,943.43
Department 525 - Emergency and Disaster Relief	.00	.00	.00	.00	.00	.00	.00	+++	.00
Department 539 - Public Works	1,037,185.00	.00	1,037,185.00	77,979.09	.00	121,528.97	915,656.03	12	779,046.74
Department 572 - Parks and Recreation	3,625,605.00	28,815.00	3,654,420.00	301,750.52	64,201.33	418,256.99	3,171,961.68	13	3,447,787.75
Department 575 - Pinecrest Gardens	3,230,600.00	.00	3,230,600.00	289,279.43	.00	462,221.58	2,768,378.42	14	3,075,928.92
EXPENSE TOTALS	\$31,134,655.00	\$254,957.00	\$31,389,612.00	\$2,303,342.72	\$1,005,168.09	\$3,654,090.68	\$26,730,353.23	15%	\$30,276,264.58
Fund 001 - General Fund Totals									
REVENUE TOTALS	31,332,860.00	.00	31,332,860.00	4,501,599.85	.00	5,551,468.36	25,781,391.64	18%	32,137,673.36
EXPENSE TOTALS	31,134,655.00	254,957.00	31,389,612.00	2,303,342.72	1,005,168.09	3,654,090.68	26,730,353.23	15%	30,276,264.58
Fund 001 - General Fund Totals	\$198,205.00	(\$254,957.00)	(\$56,752.00)	\$2,198,257.13	(\$1,005,168.09)	\$1,897,377.68	(\$948,961.59)		\$1,861,408.78



Budget by Organization Report

Through 11/30/22
 Prior Fiscal Year Activity Excluded
 Summary Listing

Organization	Adopted Budget	Budget Amendments	Amended Budget	Current Month Transactions	YTD Encumbrances	YTD Transactions	Budget - YTD Transactions	% Used/ Rec'd	Prior Year Total
Fund 101 - Stormwater Utility Fund									
REVENUE									
Department 000 - .	1,233,000.00	.00	1,233,000.00	393,125.92	.00	719,023.36	513,976.64	58	2,625,944.47
REVENUE TOTALS	\$1,233,000.00	\$0.00	\$1,233,000.00	\$393,125.92	\$0.00	\$719,023.36	\$513,976.64	58%	\$2,625,944.47
EXPENSE									
Department 538 - Stormwater	6,001,080.00	1,369,407.00	7,370,487.00	244.17	1,035,219.03	(10,887.23)	6,346,155.20	14	565,883.07
EXPENSE TOTALS	\$6,001,080.00	\$1,369,407.00	\$7,370,487.00	\$244.17	\$1,035,219.03	(\$10,887.23)	\$6,346,155.20	14%	\$565,883.07
Fund 101 - Stormwater Utility Fund Totals									
REVENUE TOTALS	1,233,000.00	.00	1,233,000.00	393,125.92	.00	719,023.36	513,976.64	58%	2,625,944.47
EXPENSE TOTALS	6,001,080.00	1,369,407.00	7,370,487.00	244.17	1,035,219.03	(10,887.23)	6,346,155.20	14%	565,883.07
Fund 101 - Stormwater Utility Fund Totals	(\$4,768,080.00)	(\$1,369,407.00)	(\$6,137,487.00)	\$392,881.75	(\$1,035,219.03)	\$729,910.59	(\$5,832,178.56)		\$2,060,061.40



Budget by Organization Report

Through 11/30/22
 Prior Fiscal Year Activity Excluded
 Summary Listing

Organization	Adopted Budget	Budget Amendments	Amended Budget	Current Month Transactions	YTD Encumbrances	YTD Transactions	Budget - YTD Transactions	% Used/ Rec'd	Prior Year Total
Fund 102 - Transportation Fund									
REVENUE									
Department 000 - .	469,620.00	.00	469,620.00	39,445.31	.00	39,939.73	429,680.27	9	463,596.90
REVENUE TOTALS	\$469,620.00	\$0.00	\$469,620.00	\$39,445.31	\$0.00	\$39,939.73	\$429,680.27	9%	\$463,596.90
EXPENSE									
Department 000 - .	.00	.00	.00	.00	.00	.00	.00	+++	.00
Department 541 - Transportation	643,730.00	195,000.00	838,730.00	21,108.45	.00	24,088.45	814,641.55	3	440,937.34
EXPENSE TOTALS	\$643,730.00	\$195,000.00	\$838,730.00	\$21,108.45	\$0.00	\$24,088.45	\$814,641.55	3%	\$440,937.34
Fund 102 - Transportation Fund Totals									
REVENUE TOTALS	469,620.00	.00	469,620.00	39,445.31	.00	39,939.73	429,680.27	9%	463,596.90
EXPENSE TOTALS	643,730.00	195,000.00	838,730.00	21,108.45	.00	24,088.45	814,641.55	3%	440,937.34
Fund 102 - Transportation Fund Totals	(\$174,110.00)	(\$195,000.00)	(\$369,110.00)	\$18,336.86	\$0.00	\$15,851.28	(\$384,961.28)		\$22,659.56



Budget by Organization Report

Through 11/30/22
 Prior Fiscal Year Activity Excluded
 Summary Listing

Organization	Adopted Budget	Budget Amendments	Amended Budget	Current Month Transactions	YTD Encumbrances	YTD Transactions	Budget - YTD Transactions	% Used/ Rec'd	Prior Year Total
Fund 103 - Police Education Fund									
REVENUE									
Department 000 - .	9,000.00	.00	9,000.00	219.67	.00	275.18	8,724.82	3	6,535.23
REVENUE TOTALS	\$9,000.00	\$0.00	\$9,000.00	\$219.67	\$0.00	\$275.18	\$8,724.82	3%	\$6,535.23
EXPENSE									
Department 521 - Police Department	14,175.00	.00	14,175.00	.00	.00	.00	14,175.00	0	1,854.00
EXPENSE TOTALS	\$14,175.00	\$0.00	\$14,175.00	\$0.00	\$0.00	\$0.00	\$14,175.00	0%	\$1,854.00
Fund 103 - Police Education Fund Totals									
REVENUE TOTALS	9,000.00	.00	9,000.00	219.67	.00	275.18	8,724.82	3%	6,535.23
EXPENSE TOTALS	14,175.00	.00	14,175.00	.00	.00	.00	14,175.00	0%	1,854.00
Fund 103 - Police Education Fund Totals	(\$5,175.00)	\$0.00	(\$5,175.00)	\$219.67	\$0.00	\$275.18	(\$5,450.18)		\$4,681.23



Budget by Organization Report

Through 11/30/22
 Prior Fiscal Year Activity Excluded
 Summary Listing

Organization	Adopted Budget	Budget Amendments	Amended Budget	Current Month Transactions	YTD Encumbrances	YTD Transactions	Budget - YTD Transactions	% Used/ Rec'd	Prior Year Total
Fund 104 - Police Forfeiture Fund									
REVENUE									
Department 000 - .	.00	.00	.00	.00	.00	12.48	(12.48)	+++	42.14
REVENUE TOTALS	\$0.00	\$0.00	\$0.00	\$0.00	\$0.00	\$12.48	(\$12.48)	+++	\$42.14
EXPENSE									
Department 521 - Police Department	.00	.00	.00	.00	.00	.00	.00	+++	10,547.80
EXPENSE TOTALS	\$0.00	\$0.00	\$0.00	\$0.00	\$0.00	\$0.00	\$0.00	+++	\$10,547.80
Fund 104 - Police Forfeiture Fund Totals									
REVENUE TOTALS	.00	.00	.00	.00	.00	12.48	(12.48)	+++	42.14
EXPENSE TOTALS	.00	.00	.00	.00	.00	.00	.00	+++	10,547.80
Fund 104 - Police Forfeiture Fund Totals	\$0.00	\$0.00	\$0.00	\$0.00	\$0.00	\$12.48	(\$12.48)		(\$10,505.66)



Budget by Organization Report

Through 11/30/22
 Prior Fiscal Year Activity Excluded
 Summary Listing

Organization	Adopted Budget	Budget Amendments	Amended Budget	Current Month Transactions	YTD Encumbrances	YTD Transactions	Budget - YTD Transactions	% Used/ Rec'd	Prior Year Total
Fund 105 - Hardwire, 911 Fund									
REVENUE									
Department 000 - .	13,500.00	.00	13,500.00	.00	.00	43.67	13,456.33	0	75,835.59
REVENUE TOTALS	\$13,500.00	\$0.00	\$13,500.00	\$0.00	\$0.00	\$43.67	\$13,456.33	0%	\$75,835.59
EXPENSE									
Department 521 - Police Department	30,380.00	.00	30,380.00	33.21	.00	4,794.48	25,585.52	16	68,625.74
EXPENSE TOTALS	\$30,380.00	\$0.00	\$30,380.00	\$33.21	\$0.00	\$4,794.48	\$25,585.52	16%	\$68,625.74
Fund 105 - Hardwire, 911 Fund Totals									
REVENUE TOTALS	13,500.00	.00	13,500.00	.00	.00	43.67	13,456.33	0%	75,835.59
EXPENSE TOTALS	30,380.00	.00	30,380.00	33.21	.00	4,794.48	25,585.52	16%	68,625.74
Fund 105 - Hardwire, 911 Fund Totals	(\$16,880.00)	\$0.00	(\$16,880.00)	(\$33.21)	\$0.00	(\$4,750.81)	(\$12,129.19)		\$7,209.85



Budget by Organization Report

Through 11/30/22
 Prior Fiscal Year Activity Excluded
 Summary Listing

Organization	Adopted Budget	Budget Amendments	Amended Budget	Current Month Transactions	YTD Encumbrances	YTD Transactions	Budget - YTD Transactions	% Used/ Rec'd	Prior Year Total
Fund 106 - Wireless, 911 Fund									
REVENUE									
Department 000 - .	80,000.00	.00	80,000.00	.00	.00	54.19	79,945.81	0	89,018.86
REVENUE TOTALS	\$80,000.00	\$0.00	\$80,000.00	\$0.00	\$0.00	\$54.19	\$79,945.81	0%	\$89,018.86
EXPENSE									
Department 521 - Police Department	117,255.00	.00	117,255.00	128.17	.00	18,504.05	98,750.95	16	66,373.17
EXPENSE TOTALS	\$117,255.00	\$0.00	\$117,255.00	\$128.17	\$0.00	\$18,504.05	\$98,750.95	16%	\$66,373.17
Fund 106 - Wireless, 911 Fund Totals									
REVENUE TOTALS	80,000.00	.00	80,000.00	.00	.00	54.19	79,945.81	0%	89,018.86
EXPENSE TOTALS	117,255.00	.00	117,255.00	128.17	.00	18,504.05	98,750.95	16%	66,373.17
Fund 106 - Wireless, 911 Fund Totals	(\$37,255.00)	\$0.00	(\$37,255.00)	(\$128.17)	\$0.00	(\$18,449.86)	(\$18,805.14)		\$22,645.69



Budget by Organization Report

Through 11/30/22
 Prior Fiscal Year Activity Excluded
 Summary Listing

Organization	Adopted Budget	Budget Amendments	Amended Budget	Current Month Transactions	YTD Encumbrances	YTD Transactions	Budget - YTD Transactions	% Used/ Rec'd	Prior Year Total
Fund 107 - CITT Public Transit Fund									
REVENUE									
Department 000 - .	1,278,080.00	.00	1,278,080.00	8,000.00	.00	10,151.94	1,267,928.06	1	1,234,687.07
REVENUE TOTALS	\$1,278,080.00	\$0.00	\$1,278,080.00	\$8,000.00	\$0.00	\$10,151.94	\$1,267,928.06	1%	\$1,234,687.07
EXPENSE									
Department 541 - Transportation	1,409,870.00	.00	1,409,870.00	100,428.93	.00	100,678.88	1,309,191.12	7	757,359.20
EXPENSE TOTALS	\$1,409,870.00	\$0.00	\$1,409,870.00	\$100,428.93	\$0.00	\$100,678.88	\$1,309,191.12	7%	\$757,359.20
Fund 107 - CITT Public Transit Fund Totals									
REVENUE TOTALS	1,278,080.00	.00	1,278,080.00	8,000.00	.00	10,151.94	1,267,928.06	1%	1,234,687.07
EXPENSE TOTALS	1,409,870.00	.00	1,409,870.00	100,428.93	.00	100,678.88	1,309,191.12	7%	757,359.20
Fund 107 - CITT Public Transit Fund Totals	(\$131,790.00)	\$0.00	(\$131,790.00)	(\$92,428.93)	\$0.00	(\$90,526.94)	(\$41,263.06)		\$477,327.87



Budget by Organization Report

Through 11/30/22
 Prior Fiscal Year Activity Excluded
 Summary Listing

Organization	Adopted Budget	Budget Amendments	Amended Budget	Current Month Transactions	YTD Encumbrances	YTD Transactions	Budget - YTD Transactions	% Used/ Rec'd	Prior Year Total
Fund 108 - Prepaid Phone 911 Fund									
REVENUE									
Department 000 - .	16,510.00	.00	16,510.00	.00	.00	15.48	16,494.52	0	23,549.73
REVENUE TOTALS	\$16,510.00	\$0.00	\$16,510.00	\$0.00	\$0.00	\$15.48	\$16,494.52	0%	\$23,549.73
EXPENSE									
Department 521 - Police Department	26,175.00	.00	26,175.00	28.62	.00	4,131.51	22,043.49	16	17,569.90
EXPENSE TOTALS	\$26,175.00	\$0.00	\$26,175.00	\$28.62	\$0.00	\$4,131.51	\$22,043.49	16%	\$17,569.90
Fund 108 - Prepaid Phone 911 Fund Totals									
REVENUE TOTALS	16,510.00	.00	16,510.00	.00	.00	15.48	16,494.52	0%	23,549.73
EXPENSE TOTALS	26,175.00	.00	26,175.00	28.62	.00	4,131.51	22,043.49	16%	17,569.90
Fund 108 - Prepaid Phone 911 Fund Totals	(\$9,665.00)	\$0.00	(\$9,665.00)	(\$28.62)	\$0.00	(\$4,116.03)	(\$5,548.97)		\$5,979.83



Budget by Organization Report

Through 11/30/22
 Prior Fiscal Year Activity Excluded
 Summary Listing

Organization	Adopted Budget	Budget Amendments	Amended Budget	Current Month Transactions	YTD Encumbrances	YTD Transactions	Budget - YTD Transactions	% Used/ Rec'd	Prior Year Total
Fund 109 - Police Impact Fee Fund									
REVENUE									
Department 000 - .	10,000.00	.00	10,000.00	.00	.00	1,346.74	8,653.26	13	27,830.99
REVENUE TOTALS	\$10,000.00	\$0.00	\$10,000.00	\$0.00	\$0.00	\$1,346.74	\$8,653.26	13%	\$27,830.99
EXPENSE									
Department 521 - Police Department	10,000.00	.00	10,000.00	.00	.00	.00	10,000.00	0	16,619.95
EXPENSE TOTALS	\$10,000.00	\$0.00	\$10,000.00	\$0.00	\$0.00	\$0.00	\$10,000.00	0%	\$16,619.95
Fund 109 - Police Impact Fee Fund Totals									
REVENUE TOTALS	10,000.00	.00	10,000.00	.00	.00	1,346.74	8,653.26	13%	27,830.99
EXPENSE TOTALS	10,000.00	.00	10,000.00	.00	.00	.00	10,000.00	0%	16,619.95
Fund 109 - Police Impact Fee Fund Totals	\$0.00	\$0.00	\$0.00	\$0.00	\$0.00	\$1,346.74	(\$1,346.74)		\$11,211.04



Budget by Organization Report

Through 11/30/22
 Prior Fiscal Year Activity Excluded
 Summary Listing

Organization	Adopted Budget	Budget Amendments	Amended Budget	Current Month Transactions	YTD Encumbrances	YTD Transactions	Budget - YTD Transactions	% Used/ Rec'd	Prior Year Total
Fund 110 - Parks Impact Fee Fund									
REVENUE									
Department 000 - .	40,000.00	.00	40,000.00	2,388.39	.00	7,041.66	32,958.34	18	144,934.30
REVENUE TOTALS	\$40,000.00	\$0.00	\$40,000.00	\$2,388.39	\$0.00	\$7,041.66	\$32,958.34	18%	\$144,934.30
EXPENSE									
Department 572 - Parks and Recreation	40,000.00	.00	40,000.00	.00	.00	.00	40,000.00	0	.00
Department 575 - Pinecrest Gardens	.00	.00	.00	.00	.00	.00	.00	+++	.00
EXPENSE TOTALS	\$40,000.00	\$0.00	\$40,000.00	\$0.00	\$0.00	\$0.00	\$40,000.00	0%	\$0.00
Fund 110 - Parks Impact Fee Fund Totals									
REVENUE TOTALS	40,000.00	.00	40,000.00	2,388.39	.00	7,041.66	32,958.34	18%	144,934.30
EXPENSE TOTALS	40,000.00	.00	40,000.00	.00	.00	.00	40,000.00	0%	.00
Fund 110 - Parks Impact Fee Fund Totals	\$0.00	\$0.00	\$0.00	\$2,388.39	\$0.00	\$7,041.66	(\$7,041.66)		\$144,934.30



Budget by Organization Report

Through 11/30/22
 Prior Fiscal Year Activity Excluded
 Summary Listing

Organization	Adopted Budget	Budget Amendments	Amended Budget	Current Month Transactions	YTD Encumbrances	YTD Transactions	Budget - YTD Transactions	% Used/ Rec'd	Prior Year Total
Fund 111 - Municipal Services Impact Fee									
REVENUE									
Department 000 - .	45,000.00	.00	45,000.00	12,524.00	.00	15,303.60	29,696.40	34	70,196.27
REVENUE TOTALS	\$45,000.00	\$0.00	\$45,000.00	\$12,524.00	\$0.00	\$15,303.60	\$29,696.40	34%	\$70,196.27
EXPENSE									
Department 519 - General Government	45,000.00	.00	45,000.00	2,259.00	405.00	14,867.55	29,727.45	34	12,615.92
EXPENSE TOTALS	\$45,000.00	\$0.00	\$45,000.00	\$2,259.00	\$405.00	\$14,867.55	\$29,727.45	34%	\$12,615.92
Fund 111 - Municipal Services Impact Fee Totals									
REVENUE TOTALS	45,000.00	.00	45,000.00	12,524.00	.00	15,303.60	29,696.40	34%	70,196.27
EXPENSE TOTALS	45,000.00	.00	45,000.00	2,259.00	405.00	14,867.55	29,727.45	34%	12,615.92
Fund 111 - Municipal Services Impact Fee Totals	\$0.00	\$0.00	\$0.00	\$10,265.00	(\$405.00)	\$436.05	(\$31.05)		\$57,580.35



Budget by Organization Report

Through 11/30/22
 Prior Fiscal Year Activity Excluded
 Summary Listing

Organization	Adopted Budget	Budget Amendments	Amended Budget	Current Month Transactions	YTD Encumbrances	YTD Transactions	Budget - YTD Transactions	% Used/ Rec'd	Prior Year Total
Fund 112 - Stormwater Impact Fee Fund									
REVENUE									
Department 000 - .	125,200.00	.00	125,200.00	14,833.95	.00	23,484.63	101,715.37	19	170,321.52
REVENUE TOTALS	\$125,200.00	\$0.00	\$125,200.00	\$14,833.95	\$0.00	\$23,484.63	\$101,715.37	19%	\$170,321.52
EXPENSE									
Department 538 - Stormwater	125,000.00	.00	125,000.00	.00	.00	.00	125,000.00	0	.00
EXPENSE TOTALS	\$125,000.00	\$0.00	\$125,000.00	\$0.00	\$0.00	\$0.00	\$125,000.00	0%	\$0.00
Fund 112 - Stormwater Impact Fee Fund Totals									
REVENUE TOTALS	125,200.00	.00	125,200.00	14,833.95	.00	23,484.63	101,715.37	19%	170,321.52
EXPENSE TOTALS	125,000.00	.00	125,000.00	.00	.00	.00	125,000.00	0%	.00
Fund 112 - Stormwater Impact Fee Fund Totals	\$200.00	\$0.00	\$200.00	\$14,833.95	\$0.00	\$23,484.63	(\$23,284.63)		\$170,321.52



Budget by Organization Report

Through 11/30/22
 Prior Fiscal Year Activity Excluded
 Summary Listing

Organization	Adopted Budget	Budget Amendments	Amended Budget	Current Month Transactions	YTD Encumbrances	YTD Transactions	Budget - YTD Transactions	% Used/ Rec'd	Prior Year Total
Fund 201 - Debt Service Fund									
REVENUE									
Department 000 - .	2,462,600.00	.00	2,462,600.00	46,995.05	.00	48,090.70	2,414,509.30	2	2,419,617.40
REVENUE TOTALS	\$2,462,600.00	\$0.00	\$2,462,600.00	\$46,995.05	\$0.00	\$48,090.70	\$2,414,509.30	2%	\$2,419,617.40
EXPENSE									
Department 000 - .	2,462,600.00	.00	2,462,600.00	.00	.00	.00	2,462,600.00	0	2,418,634.21
EXPENSE TOTALS	\$2,462,600.00	\$0.00	\$2,462,600.00	\$0.00	\$0.00	\$0.00	\$2,462,600.00	0%	\$2,418,634.21
Fund 201 - Debt Service Fund Totals									
REVENUE TOTALS	2,462,600.00	.00	2,462,600.00	46,995.05	.00	48,090.70	2,414,509.30	2%	2,419,617.40
EXPENSE TOTALS	2,462,600.00	.00	2,462,600.00	.00	.00	.00	2,462,600.00	0%	2,418,634.21
Fund 201 - Debt Service Fund Totals	\$0.00	\$0.00	\$0.00	\$46,995.05	\$0.00	\$48,090.70	(\$48,090.70)		\$983.19



Budget by Organization Report

Through 11/30/22
 Prior Fiscal Year Activity Excluded
 Summary Listing

Organization	Adopted Budget	Budget Amendments	Amended Budget	Current Month Transactions	YTD Encumbrances	YTD Transactions	Budget - YTD Transactions	% Used/ Rec'd	Prior Year Total
Fund 301 - Capital Projects Fund									
REVENUE									
Department 000 - .	6,780,990.00	.00	6,780,990.00	8,312.00	.00	48,171.96	6,732,818.04	1	14,433,430.74
REVENUE TOTALS	\$6,780,990.00	\$0.00	\$6,780,990.00	\$8,312.00	\$0.00	\$48,171.96	\$6,732,818.04	1%	\$14,433,430.74
EXPENSE									
Department 000 - .	42,000.00	.00	42,000.00	.00	.00	.00	42,000.00	0	38,525.00
Department 511 - Village Council	.00	.00	.00	.00	.00	.00	.00	+++	.00
Department 519 - General Government	65,040.00	7,446,138.00	7,511,178.00	1,156,700.99	5,265,389.78	793,195.51	1,452,592.71	81	4,901,643.68
Department 521 - Police Department	.00	322,913.00	322,913.00	330,962.73	.00	330,962.73	(8,049.73)	102	22,487.57
Department 524 - Building, Planning & Zoning -BPZ	.00	.00	.00	.00	.00	.00	.00	+++	25,517.00
Department 539 - Public Works	1,000,000.00	190,850.00	1,190,850.00	.00	.00	.00	1,190,850.00	0	286,513.23
Department 572 - Parks and Recreation	5,191,520.00	2,741,006.00	7,932,526.00	.00	639,639.00	.00	7,292,887.00	8	1,307,855.24
Department 575 - Pinecrest Gardens	964,530.00	228,916.00	1,193,446.00	30,603.55	255,836.79	(75,175.39)	1,012,784.60	15	3,868,290.62
EXPENSE TOTALS	\$7,263,090.00	\$10,929,823.00	\$18,192,913.00	\$1,518,267.27	\$6,160,865.57	\$1,048,982.85	\$10,983,064.58	40%	\$10,450,832.34
Fund 301 - Capital Projects Fund Totals									
REVENUE TOTALS	6,780,990.00	.00	6,780,990.00	8,312.00	.00	48,171.96	6,732,818.04	1%	14,433,430.74
EXPENSE TOTALS	7,263,090.00	10,929,823.00	18,192,913.00	1,518,267.27	6,160,865.57	1,048,982.85	10,983,064.58	40%	10,450,832.34
Fund 301 - Capital Projects Fund Totals									
	(\$482,100.00)	(\$10,929,823.00)	(\$11,411,923.00)	(\$1,509,955.27)	(\$6,160,865.57)	(\$1,000,810.89)	(\$4,250,246.54)		\$3,982,598.40
Grand Totals									
REVENUE TOTALS	43,896,360.00	.00	43,896,360.00	5,027,444.14	.00	6,464,423.68	37,431,936.32	15%	53,923,214.57
EXPENSE TOTALS	49,323,010.00	12,749,187.00	62,072,197.00	3,945,840.54	8,201,657.69	4,859,251.22	49,011,288.09	21%	45,104,117.22
Grand Totals	(\$5,426,650.00)	(\$12,749,187.00)	(\$18,175,837.00)	\$1,081,603.60	(\$8,201,657.69)	\$1,605,172.46	(\$11,579,351.77)		\$8,819,097.35

INVESTMENT RETURNS

SOURCE	21-Dec	22-Jan	22-Feb	22-Mar	22-Apr	22-May	22-Jun	22-Jul	22-Aug	22-Sep	20-Oct	20-Nov	Investment***
STATE POOL	0.13%	0.13%	0.15%	0.40%	0.45%	0.92%	1.56%	1.89%	2.43%	3.07%	3.22%	3.97%	VILLAGE
T-BILLS													
6 Months	0.19%	0.43%	0.65%	1.02%	1.35%	1.48%	2.44%	2.90%	3.25%	3.82%	4.34%	4.54%	NA
3 Months	0.05%	0.20%	0.32%	0.51%	0.81%	1.05%	1.66%	2.42%	2.87%	3.22%	3.91%	4.27%	NA
National Rates													
One Year	0.14%	0.14%	0.19%	0.19%	0.22%	0.24%	0.33%	0.52%	0.65%	0.76%	0.98%	1.16%	NA
PRIME RATE	3.25%	3.25%	3.25%	3.50%	3.50%	4.00%	4.75%	5.50%	5.50%	6.25%	6.25%	7.00%	NA
CONSUMER PRICE IN	278.8	281.1	283.7	287.5	289.1	292.3	296.3	296.3	296.2	296.8	298.0		NA
Plus/Minus Year Ago	7.0%	7.5%	7.9%	8.5%	8.3%	8.6%	9.1%	8.5%	8.3%	8.2%	7.7%		NA
MORTGAGE/SECURITIES *													
30 Years -													
Fannie Mae (FNMA)	2.63%	3.09%	3.58%	4.43%	4.66%	4.65%	5.30%	4.75%	5.18%	6.41%	6.55%	5.96%	NA
NAPM ** / ISM	58.7	57.6	58.6	57.1	55.4	56.1	53.0	52.8	52.8	50.9	50.2		NA

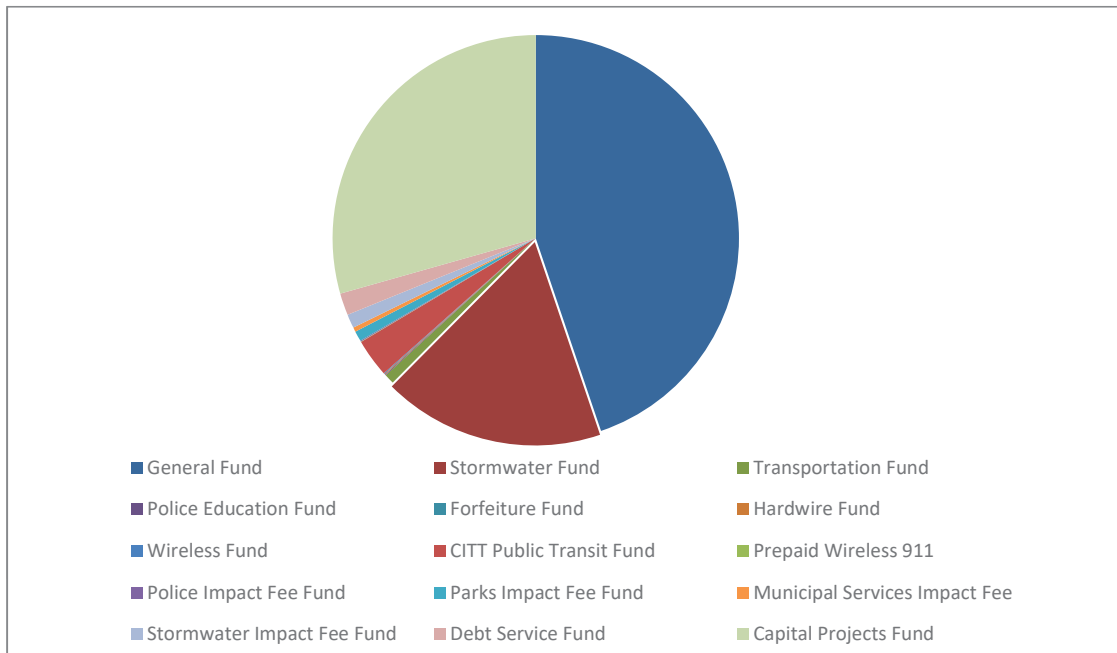
* Mortgage/Securities Return Principal and Interest on a Monthly BJune

** Institute for Supply Management, a reading of under 50 denotes contraction and a reading of above 50 denotes expansion in the manufacturing sector of the economy.

*** Only the investments with the notation "Village" are currently in place, the others are presented for comparison purposes.

**Cash Summary
FY 2023
November 30, 2022**

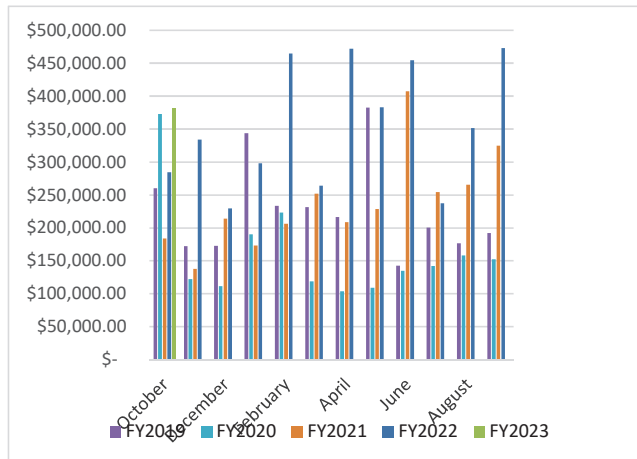
Fund #	Description of Fund	Total	City National	State Investment Pool
001	General Fund	\$ 12,239,556	\$ 2,577,285	\$ 9,662,271
101	Stormwater Fund	\$ 4,815,497	\$ 4,309,380	\$ 506,117
102	Transportation Fund	\$ 214,857	\$ 214,857	
103	Police Education Fund	\$ 22,282	\$ 22,282	
104	Forfeiture Fund	\$ 13	\$ 13	
105	Hardwire Fund	\$ 17,324	\$ 17,324	
106	Wireless Fund	\$ 21,411	\$ 21,411	
107	CITT Public Transit Fund	\$ 832,733	\$ 832,733	
108	Prepaid Wireless 911	\$ 6,123	\$ 6,123	
109	Police Impact Fee Fund	\$ 23,149	\$ 23,149	
110	Parks Impact Fee Fund	\$ 219,028	\$ 219,028	
111	Municipal Services Impact Fee	\$ 100,941	\$ 100,941	
112	Stormwater Impact Fee Fund	\$ 296,220	\$ 296,220	
201	Debt Service Fund	\$ 482,568	\$ 482,568	
301	Capital Projects Fund	\$ 8,025,553	\$ 6,721,493	\$ 1,304,060
Totals		\$ 27,317,254	\$ 15,844,806	\$ 11,472,448



**Building Permit Revenues
FY 2018-Present**

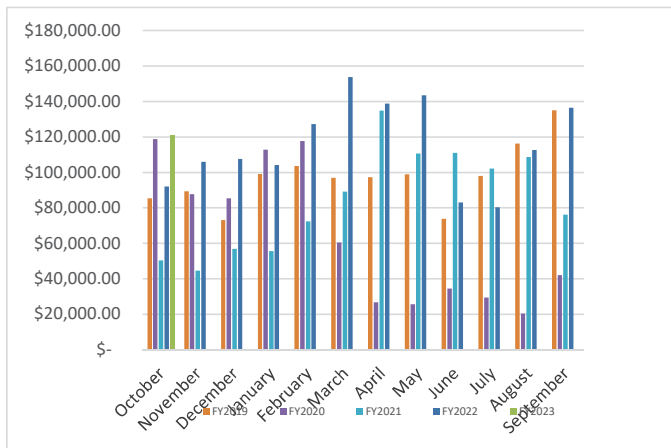
322.000

	FY2019	FY2020	FY2021	FY2022	FY2023
October	\$ 260,228.01	\$ 372,905.11	\$ 183,745.84	\$ 284,196.07	\$ 382,364.60
November	\$ 171,992.67	\$ 121,838.69	\$ 137,541.94	\$ 333,988.54	
December	\$ 172,631.89	\$ 111,233.71	\$ 214,051.63	\$ 229,621.59	
January	\$ 343,754.99	\$ 189,876.84	\$ 173,247.94	\$ 297,805.14	
February	\$ 233,351.51	\$ 223,076.90	\$ 206,303.66	\$ 464,680.57	
March	\$ 231,184.60	\$ 118,754.22	\$ 251,999.44	\$ 263,899.70	
April	\$ 216,360.49	\$ 103,684.34	\$ 208,688.52	\$ 472,184.53	
May	\$ 382,465.57	\$ 108,891.20	\$ 228,701.59	\$ 383,297.87	
June	\$ 142,230.75	\$ 134,816.40	\$ 407,437.73	\$ 454,839.34	
July	\$ 200,337.50	\$ 141,905.11	\$ 254,125.18	\$ 237,354.79	
August	\$ 176,293.69	\$ 158,188.50	\$ 265,216.93	\$ 351,555.30	
September	\$ 191,970.02	\$ 152,367.77	\$ 324,573.94	\$ 473,249.93	
Totals	\$ 2,722,801.69	\$ 1,937,538.79	\$ 2,855,634.34	\$ 4,246,673.37	\$ 382,364.60



347.100

	FY2019	FY2020	FY2021	FY2022	FY2023
October	\$ 85,354.17	\$ 118,686.24	\$ 50,305.88	\$ 92,005.68	\$ 120,784.72
November	\$ 89,209.37	\$ 87,585.40	\$ 44,526.26	\$ 105,980.97	
December	\$ 73,000.18	\$ 85,345.55	\$ 56,820.26	\$ 107,452.93	
January	\$ 99,024.14	\$ 112,784.32	\$ 55,454.55	\$ 104,153.19	
February	\$ 103,510.00	\$ 117,581.09	\$ 72,340.82	\$ 127,123.34	
March	\$ 96,838.88	\$ 60,377.21	\$ 89,176.62	\$ 153,757.93	
April	\$ 97,297.48	\$ 26,687.09	\$ 134,824.66	\$ 138,821.75	
May	\$ 98,926.81	\$ 25,645.99	\$ 110,531.84	\$ 143,518.09	
June	\$ 73,755.95	\$ 34,438.85	\$ 111,045.09	\$ 82,889.54	
July	\$ 97,949.10	\$ 29,373.95	\$ 102,080.95	\$ 80,290.33	
August	\$ 116,175.85	\$ 20,412.81	\$ 108,611.52	\$ 112,647.65	
September	\$ 134,937.58	\$ 42,046.88	\$ 76,065.16	\$ 136,479.87	
Totals	#REF!	\$ 1,165,979.51	\$ 760,965.38	\$ 1,011,783.61	\$ 120,784.72





Budget Performance Report

Fiscal Year to Date 10/31/22

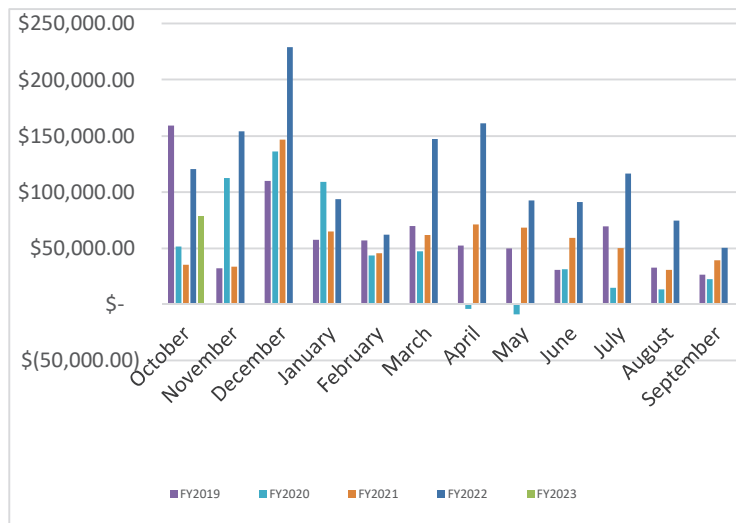
Include Rollup Account and Rollup to Object

Account	Account Description	Adopted Budget	Budget Amendments	Amended Budget	Current Month Transactions	YTD Encumbrances	YTD Transactions	Budget - YTD Transactions	% Rec'd	Prior Year Total
REVENUE										
Fund 001 - General Fund										
Department 000 - .										
Division 00 - .										
347	Culture									
347.100	Culture Community Center, Control	1,164,520.00	.00	1,164,520.00	.00	.00	.00	1,164,520.00	0	.00
347.101	Culture CC Building Rentals	.00	.00	.00	4,307.25	.00	4,307.25	(4,307.25)	+++	44,217.17
347.102	Culture CC Field Rentals	.00	.00	.00	525.00	.00	525.00	(525.00)	+++	6,365.50
347.103	Culture CC User League Fees	.00	.00	.00	.00	.00	.00	.00	+++	16,398.75
347.104	Culture CC Camps	.00	.00	.00	210.00	.00	210.00	(210.00)	+++	244,962.35
347.105	Culture CC Concession Sales	.00	.00	.00	60.00	.00	60.00	(60.00)	+++	635.25
347.107	Culture CC Classes, Member	.00	.00	.00	71,314.11	.00	71,314.11	(71,314.11)	+++	641,531.58
347.108	Culture CC Trainer Fees	.00	.00	.00	1,600.00	.00	1,600.00	(1,600.00)	+++	12,000.00
347.109	Culture CC Day Passes	.00	.00	.00	740.00	.00	740.00	(740.00)	+++	10,760.30
347.113	Culture CC Memberships, One Week	.00	.00	.00	560.00	.00	560.00	(560.00)	+++	8,610.00
347.116	Culture CC, Special Events	.00	.00	.00	.00	.00	.00	.00	+++	1,892.45
347.123	Culture CC Senior Trips/Tours	.00	.00	.00	140.00	.00	140.00	(140.00)	+++	4,945.00
347.126	Culture CC Mind & Body Classes	.00	.00	.00	6,865.00	.00	6,865.00	(6,865.00)	+++	52,669.00
347.127	Culture CC Non- Resident Membership	.00	.00	.00	4,982.40	.00	4,982.40	(4,982.40)	+++	49,018.90
347.128	Culture CC Resident Memberships	.00	.00	.00	31,405.60	.00	31,405.60	(31,405.60)	+++	318,357.40
347.130	Culture CC Vending Machines	.00	.00	.00	.00	.00	.00	.00	+++	76.81
347.199	Culture CC Credit Card Fees	.00	.00	.00	(1,924.64)	.00	(1,924.64)	1,924.64	+++	(27,279.32)
347 - Culture Totals		\$1,164,520.00	\$0.00	\$1,164,520.00	\$120,784.72	\$0.00	\$120,784.72	\$1,043,735.28	10%	\$1,385,161.14
Division 00 - . Totals		\$1,164,520.00	\$0.00	\$1,164,520.00	\$120,784.72	\$0.00	\$120,784.72	\$1,043,735.28	10%	\$1,385,161.14
Department 000 - . Totals		\$1,164,520.00	\$0.00	\$1,164,520.00	\$120,784.72	\$0.00	\$120,784.72	\$1,043,735.28	10%	\$1,385,161.14
REVENUE TOTALS		\$1,164,520.00	\$0.00	\$1,164,520.00	\$120,784.72	\$0.00	\$120,784.72	\$1,043,735.28	10%	\$1,385,161.14
Fund 001 - General Fund Totals										
REVENUE TOTALS		1,164,520.00	.00	1,164,520.00	120,784.72	.00	120,784.72	1,043,735.28	10%	1,385,161.14
EXPENSE TOTALS		.00	.00	.00	.00	.00	.00	.00	+++	.00
Fund 001 - General Fund Totals		\$1,164,520.00	\$0.00	\$1,164,520.00	\$120,784.72	\$0.00	\$120,784.72	\$1,043,735.28		\$1,385,161.14
Grand Totals										
REVENUE TOTALS		1,164,520.00	.00	1,164,520.00	120,784.72	.00	120,784.72	1,043,735.28	10%	1,385,161.14
EXPENSE TOTALS		.00	.00	.00	.00	.00	.00	.00	+++	.00
Grand Totals		\$1,164,520.00	\$0.00	\$1,164,520.00	\$120,784.72	\$0.00	\$120,784.72	\$1,043,735.28		\$1,385,161.14

**Pinecrest Gardens Revenues
FY 2019-Present**

347.300

	FY2019	FY2020	FY2021	FY2022	FY2023
October	\$ 159,277.30	\$ 51,674.33	\$ 35,413.56	\$ 120,551.14	\$ 78,806.27
November	\$ 32,203.39	\$ 112,668.57	\$ 33,563.16	\$ 154,247.36	
December	\$ 109,984.35	\$ 136,215.50	\$ 146,743.69	\$ 228,960.70	
January	\$ 57,626.46	\$ 109,193.23	\$ 65,023.82	\$ 93,963.02	
February	\$ 56,961.89	\$ 43,630.72	\$ 45,724.98	\$ 62,258.25	
March	\$ 69,960.32	\$ 47,487.74	\$ 61,847.88	\$ 147,394.91	
April	\$ 52,603.25	\$ (3,996.21)	\$ 71,173.37	\$ 161,418.96	
May	\$ 49,966.05	\$ (8,785.23)	\$ 68,457.73	\$ 92,822.09	
June	\$ 30,720.29	\$ 31,386.92	\$ 59,478.76	\$ 91,335.08	
July	\$ 69,628.97	\$ 14,999.48	\$ 50,123.66	\$ 116,502.86	
August	\$ 32,746.80	\$ 13,552.96	\$ 30,832.49	\$ 74,666.62	
September	\$ 26,443.55	\$ 22,636.10	\$ 39,341.74	\$ 50,437.45	
Totals Without Grants					
Grants	\$ 748,122.62	\$ 570,664.11	\$ 707,724.84	\$ 1,394,558.44	\$ 78,806.27
Grants YTD	\$ 30,853.10	\$ 74,564.00	\$ 394,462.95	\$ 131,698.50	\$ 37,500.00
Donations YTD	\$ 35,900.00	\$ -	\$ 5,000.00	\$ 10,313.00	\$ -
Total Revenues incl Grants	\$ 814,875.72	\$ 645,228.11	\$ 1,107,187.79	\$ 1,536,569.94	\$ 116,306.27





Budget Performance Report

Fiscal Year to Date 10/31/22

Include Rollup Account and Rollup to Object

Account	Account Description	Adopted Budget	Budget Amendments	Amended Budget	Current Month Transactions	YTD Encumbrances	YTD Transactions	Budget - YTD Transactions	% Used/ Rec'd	Prior Year Total
REVENUE										
Fund 001 - General Fund										
Department 000 - .										
Division 00 - .										
347	Culture									
347.300	Culture Pinecrest Gardens, Control	1,775,000.00	.00	1,775,000.00	.00	.00	.00	1,775,000.00	0	.00
347.301	Culture PG Corporate Sponsorship	.00	.00	.00	3,000.00	.00	3,000.00	(3,000.00)	+++	108,000.00
347.302	Culture PG Farmers Market	.00	.00	.00	.00	.00	.00	.00	+++	40,800.00
347.308	Culture PG Memberships, Annual Passes	.00	.00	.00	5,260.00	.00	5,260.00	(5,260.00)	+++	41,401.00
347.309	Culture PG Concessions, Iguana Bite	.00	.00	.00	1,753.28	.00	1,753.28	(1,753.28)	+++	3,244.76
347.310	Culture PG Concessions, Events	.00	.00	.00	5,028.99	.00	5,028.99	(5,028.99)	+++	44,323.57
347.312	Culture PG Banyan Bowl Ticket Sales	.00	.00	.00	.00	.00	.00	.00	+++	163,965.23
347.313	Culture PG Fine Arts Festival, Booths	.00	.00	.00	2,589.84	.00	2,589.84	(2,589.84)	+++	11,344.29
347.315	Culture PG Eggstravaganza, Tickets	.00	.00	.00	.00	.00	.00	.00	+++	24,780.48
347.316	Culture PG Eggstravaganza, Baskets	.00	.00	.00	.00	.00	.00	.00	+++	(900.00)
347.317	Culture PG Eggstravaganza Booths	.00	.00	.00	.00	.00	.00	.00	+++	1,360.00
347.318	Culture PG Howl-O-Ween Parade Tickets	.00	.00	.00	2,158.50	.00	2,158.50	(2,158.50)	+++	9,171.50
347.319	Culture PG General Admissions	.00	.00	.00	25,312.00	.00	25,312.00	(25,312.00)	+++	215,368.06
347.320	Culture PG Senior Admissions	.00	.00	.00	1,056.00	.00	1,056.00	(1,056.00)	+++	14,144.63
347.325	Culture PG Movie Tickets	.00	.00	.00	.00	.00	.00	.00	+++	3,977.37
347.326	Culture PG Movie Concession	.00	.00	.00	.00	.00	.00	.00	+++	608.42
347.327	Culture PG Vending Machine Sales	.00	.00	.00	105.65	.00	105.65	(105.65)	+++	1,124.39
347.328	Culture PG Venue, Patio Rental	.00	.00	.00	475.00	.00	475.00	(475.00)	+++	10,825.00
347.330	Culture PG Venue, Lakeview Rental	.00	.00	.00	2,550.00	.00	2,550.00	(2,550.00)	+++	18,400.00
347.331	Culture PG Venue, Meadows Rental	.00	.00	.00	(942.00)	.00	(942.00)	942.00	+++	11,892.00
347.333	Culture PG Venue Rental, Hibiscus Rental	.00	.00	.00	150.00	.00	150.00	(150.00)	+++	15,462.00
347.334	Culture PG Venue Rental, Plant Societie	.00	.00	.00	150.00	.00	150.00	(150.00)	+++	10,565.00
347.335	Culture PG Banyan Bowl Rental	.00	.00	.00	5,111.00	.00	5,111.00	(5,111.00)	+++	49,305.61
347.336	Culture PG Original Entrance Rental	.00	.00	.00	500.00	.00	500.00	(500.00)	+++	9,024.50
347.337	Culture PG Parking Lot Rental	.00	.00	.00	360.00	.00	360.00	(360.00)	+++	4,716.00
347.338	Culture PG Commercial Video - Photo	.00	.00	.00	600.00	.00	600.00	(600.00)	+++	6,100.00
347.339	Culture PG Girl Scouts Programs	.00	.00	.00	90.00	.00	90.00	(90.00)	+++	1,285.00
347.341	Culture PG Furniture Rental	.00	.00	.00	880.00	.00	880.00	(880.00)	+++	2,186.80
347.342	Culture PG Donations	.00	.00	.00	.00	.00	.00	.00	+++	12,089.64
347.343	Culture PG Fish Food	.00	.00	.00	584.00	.00	584.00	(584.00)	+++	6.00
347.345	Culture PG Field Trips	.00	.00	.00	12.00	.00	12.00	(12.00)	+++	3,381.00
347.347	Culture PG Classes and Programs	.00	.00	.00	23,290.32	.00	23,290.32	(23,290.32)	+++	78,423.07
347.352	Culture PG Holiday Festival Booths	.00	.00	.00	.00	.00	.00	.00	+++	5,410.00
347.354	Culture PG Nights of Lights Admission	.00	.00	.00	.00	.00	.00	.00	+++	253,954.18
347.356	Culture PG Hammock Pavilion	.00	.00	.00	(735.50)	.00	(735.50)	735.50	+++	17,400.00
347.357	Culture PG Summer Camps	.00	.00	.00	.00	.00	.00	.00	+++	153,066.00



Budget Performance Report

Fiscal Year to Date 10/31/22

Include Rollup Account and Rollup to Object

Account	Account Description	Adopted Budget	Budget Amendments	Amended Budget	Current Month Transactions	YTD Encumbrances	YTD Transactions	Budget - YTD Transactions	% Used/ Rec'd	Prior Year Total
Fund 001 - General Fund										
REVENUE										
Department 000 - .										
Division 00 - .										
347	Culture									
347.358	Culture Secret Garden	.00	.00	.00	.00	.00	.00	.00	+++	1,411.00
347.359	Culture PG Cypress Hall Rental	.00	.00	.00	125.00	.00	125.00	(125.00)	+++	61,787.50
347.360	Culture PG Cafe Sales	.00	.00	.00	1,508.64	.00	1,508.64	(1,508.64)	+++	7,407.46
347.361	Culture PG Star Wars Ticket Sales	.00	.00	.00	.00	.00	.00	.00	+++	9,273.84
347.362	Culture PG Star Wars Booth Sales	.00	.00	.00	.00	.00	.00	.00	+++	140.00
347.363	Culture PG Cottage Rental	.00	.00	.00	.00	.00	.00	.00	+++	1.00
347.399	Culture PG Credit card fees	.00	.00	.00	(2,166.45)	.00	(2,166.45)	2,166.45	+++	(31,466.50)
347 - Culture Totals		\$1,775,000.00	\$0.00	\$1,775,000.00	\$78,806.27	\$0.00	\$78,806.27	\$1,696,193.73	4%	\$1,394,759.80
Division 00 - . Totals		\$1,775,000.00	\$0.00	\$1,775,000.00	\$78,806.27	\$0.00	\$78,806.27	\$1,696,193.73	4%	\$1,394,759.80
Department 000 - . Totals		\$1,775,000.00	\$0.00	\$1,775,000.00	\$78,806.27	\$0.00	\$78,806.27	\$1,696,193.73	4%	\$1,394,759.80
REVENUE TOTALS		\$1,775,000.00	\$0.00	\$1,775,000.00	\$78,806.27	\$0.00	\$78,806.27	\$1,696,193.73	4%	\$1,394,759.80
Fund 001 - General Fund Totals										
REVENUE TOTALS		1,775,000.00	.00	1,775,000.00	78,806.27	.00	78,806.27	1,696,193.73	4%	1,394,759.80
EXPENSE TOTALS		.00	.00	.00	.00	.00	.00	.00	+++	.00
Fund 001 - General Fund Totals		\$1,775,000.00	\$0.00	\$1,775,000.00	\$78,806.27	\$0.00	\$78,806.27	\$1,696,193.73		\$1,394,759.80
Grand Totals										
REVENUE TOTALS		1,775,000.00	.00	1,775,000.00	78,806.27	.00	78,806.27	1,696,193.73	4%	1,394,759.80
EXPENSE TOTALS		.00	.00	.00	.00	.00	.00	.00	+++	.00
Grand Totals		\$1,775,000.00	\$0.00	\$1,775,000.00	\$78,806.27	\$0.00	\$78,806.27	\$1,696,193.73		\$1,394,759.80



Paul Buckler, R.A.
Building Official
building@pinecrest-fl.gov

Stephen R. Olmsted, AICP
Planning Director
planning@pinecrest-fl.gov

VILLAGE OF PINECREST
Department of Building and Planning

DATE: December 1, 2022
TO: The Honorable Mayor and Members of the Village Council
FROM: Yocelyn Galiano, ICMA-CM, Village Manager
RE: Building Division NOVEMBER 2022 Monthly Report

Building permit activity increased by 9.2% through November as compared to last year; inspections have decreased by 8.3% as compared to last year. The number of building code violations have increased by 50% through the month of November when compared to last year. The number of new homes remained the same through the month of November and valuation increased by 1.8%.

Plans review and permits for residential and commercial projects are proceeding under normal operations. Inspections for all permits is ongoing.





Leo Llanos, P.E.
 Building Official
 building@pinecrest-fl.gov

MEMORANDUM
 Department of Building and Planning

DATE: November 29, 2022
TO: Yocelyn Galiano, ICMA-CM, Village Manager
FROM: Paul W. Buckler, R.A., Building Official
RE: Building Division NOVEMBER 2022 Monthly Report

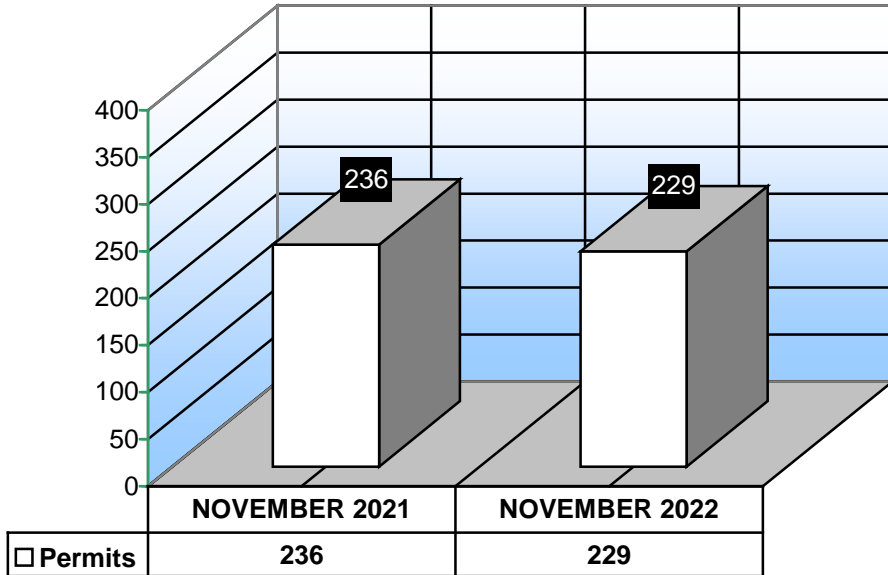
	NOVEMBER 2021	NOVEMBER 2022	10/01/21 - 11/30/2021 YTD	10/01/22 - 11/28/22 YTD
PERMITS ISSUED:				
Building	120	131	288	283
Electrical	48	32	99	84
Mechanical	25	27	41	51
Plumbing / LPGX	43	39	102	103
TOTAL PERMITS ISSUED:	236	229	530	521
VALUE OF CONSTRUCTION	18,450,371	18,785,386	27,420,390	26,785,604
PERMITS FOR NEW HOUSES	3	4	9	9
CERTIFICATE OF OCCUPANCY & CC'S	1	3	1	4
CERTIFICATE OF USE & OCCUPANCY	0	3	1	5
BUILDING CODE CASES	2	3	27	5
INSPECTIONS:				
Building & Roofing	959	1,133	1,989	2,445
Electrical	203	161	369	358
Mechanical	73	83	161	191
Plumbing / LPGX	209	187	424	419
TOTAL INSPECTIONS:	1,444	1,564	2,943	3,413



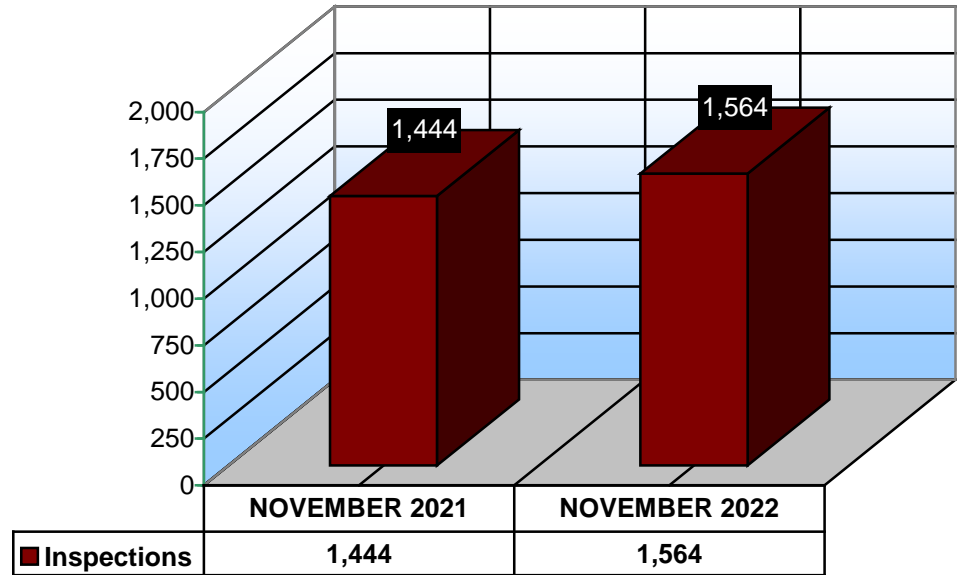
VILLAGE OF PINECREST
BUILDING & PLANNING DEPARTMENT

NOVEMBER 2022 MONTHLY REPORT
PERMITS AND INSPECTIONS

PERMITS ISSUED

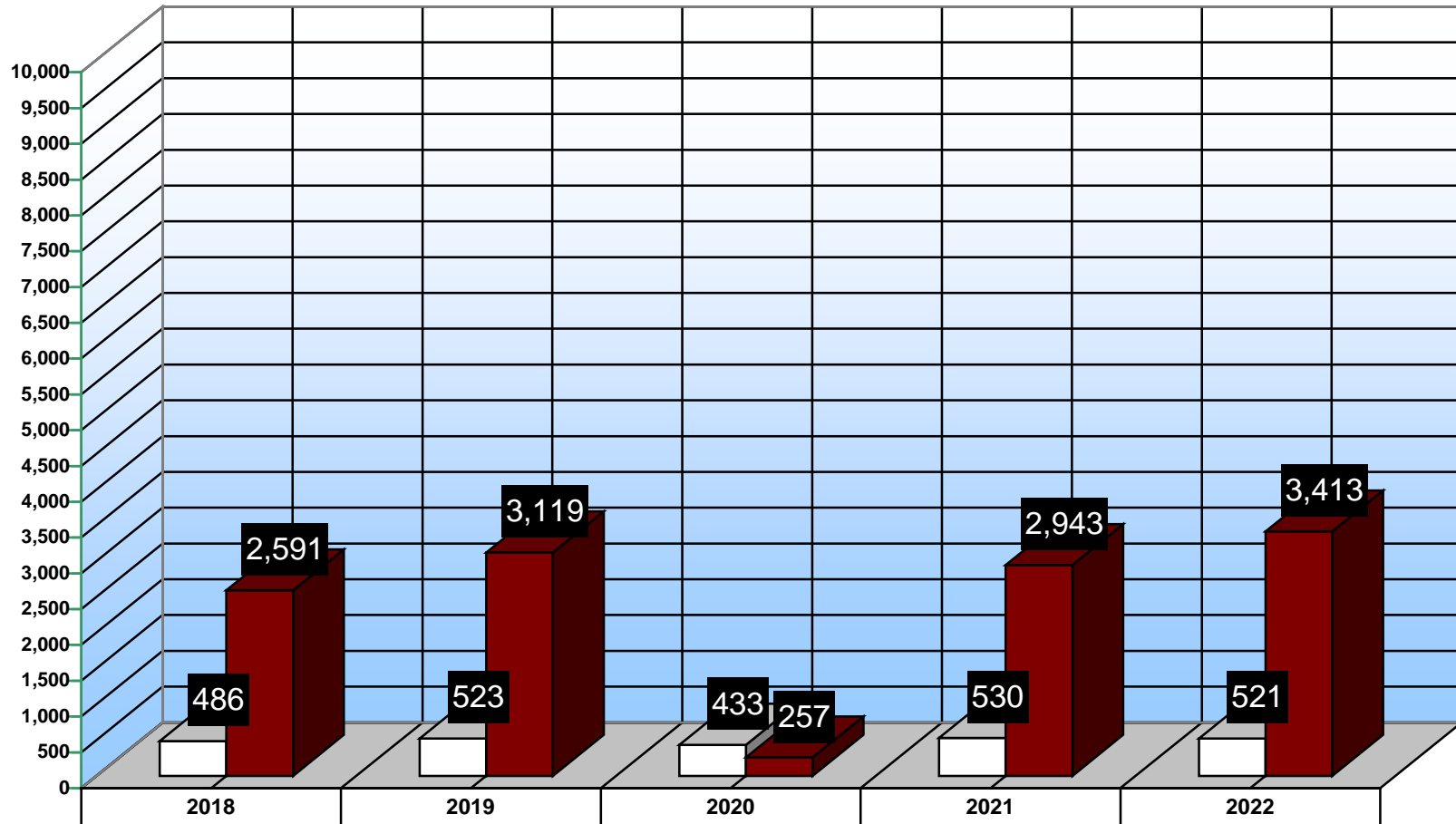


INSPECTIONS PERFORMED



VILLAGE OF PINECREST
 BUILDING & PLANNING DEPARTMENT

HISTORICAL REPORT
 PERMITS AND INSPECTIONS
 FISCAL YEARS - 2018 TO 2022
 OCTOBER 1ST THROUGH NOVEMBER 28TH



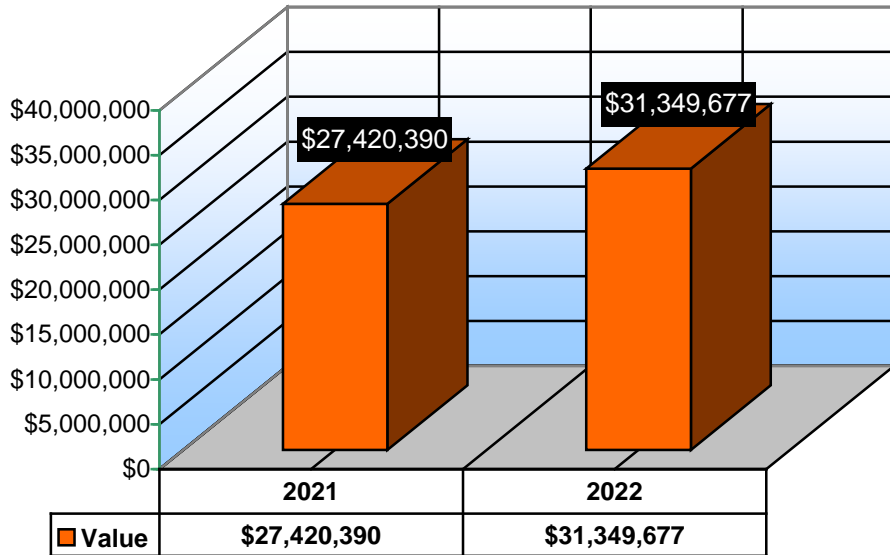
□ Permits	486	523	433	530	521
■ Inspections	2,591	3,119	257	2,943	3,413

VILLAGE OF PINECREST
BUILDING & PLANNING DEPARTMENT

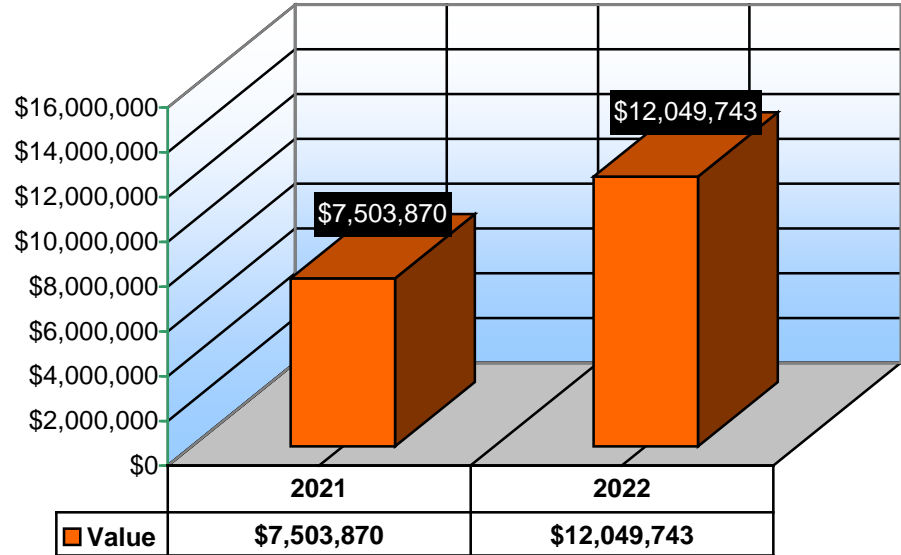
NOVEMBER 2022 MONTHLY REPORT
VALUE OF CONSTRUCTION & NUMBER OF NEW HOMES
FISCAL YEARS

OCTOBER 1ST THROUGH NOVEMBER 28TH

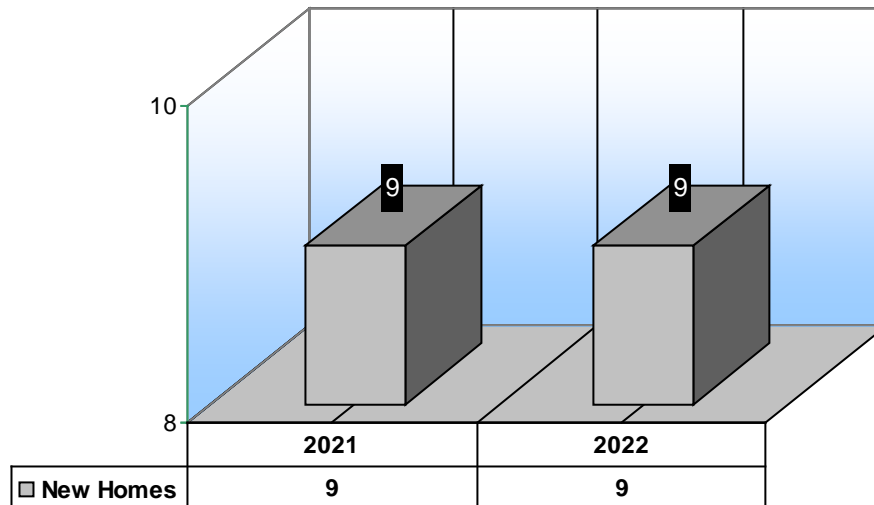
TOTAL VALUE OF CONSTRUCTION



VALUE OF CONSTRUCTION - NEW HOMES



NUMBER OF NEW HOMES PERMITTED





Stephen R. Olmsted, AICP
 Planning Director
 planning@pinecrest-fl.gov

MEMORANDUM

Department of Building and Planning

DATE: December 1, 2022
 TO: The Honorable Mayor and Members of the Village Council
 FROM: Yocelyn Galiano, ICMA-CM, Village Manager
 RE: Planning Division – November 2022 - Monthly Report

	November 2022	10/1/2020 11/30/2021 YTD	10/1/2021 - 11/30/2022 YTD
PLANNING			
Zoning Compliance – Plans Review	337	611	634
Zoning Letters/Code Interpretations	19	80	50
Zoning Permits	36	41	61
CODE COMPLIANCE			
Code Cases Opened	67 (62 Proactive)	219	254
Code Compliance Reminders	29	90	93
Notices to Appear Issued	51	52	90
Notice of Violation - Building	0	27	0
Landscaping, Local Business Tax, and Foreclosure Inspections	322	912	729
Civil Violations	3	13	6
Special Magistrate Cases	26	40	43
Total Unclosed Cases (Active): 420	N/A	N/A	N/A
LICENSES			
Business Tax – NEW	32	27	39
Business Tax – RENEWAL	51	186	134
TOTAL LICENSES (* reflects new & renewal licenses)	83	213	173



Commercial and Residential Development/Redevelopment

Within the Village of Pinecrest, commercial and residential development and redevelopment have been approved or proposed as follows:

1. Lexus of Kendall – Pre-owned – Kendall Toyota/Lexus of Kendall has applied for building permits for the construction of a one-story pre-owned sales building on the property located at 10601-10661 Pinecrest Parkway. Issuance of building permits is pending.
2. Temple Beth Am – Construction of a new two-story and three-story classroom building, and a new combined gymnasium, auditorium, cafeteria, and welcome center building are in progress.
3. Gulliver Schools, Inc. and Immanuel Presbyterian Church of Miami, Inc. – Construction of Crossbridge Church has been permitted. Gulliver has submitted plans for permitting and construction of the new parking garage and classrooms.
4. Bindor Townhomes – GREC Pinecrest – Building permits have been issued for construction of the approved townhouse development project located at 7520 SW 100 Street. Construction is in progress.
5. Volvo Dealership - 8525 Pinecrest Parkway - The Building and Planning Department has received plans for the remodeling and conversion of the former Mitsubishi Dealership to a new Volvo Dealership. Construction is in progress.
6. Temple Bet Shira – On Wednesday, July 27, 2022, staff issued a Certificate of Use and Occupancy to Temple Bet Shira and True North Classical Academy for an elementary school (Grades K through 5) at Temple Bet Shira, consistent with development orders previously approved by Miami-Dade County. True North anticipates a student enrollment of 100 students in its first year. Maximum enrollment and attendance are capped at 325 students.
7. Chick-Fil-A – Plans for development of a new Chick-Fil-A restaurant at 13001 Pinecrest Parkway have been submitted for review. Review comments have been provided and the application will be scheduled for consideration by the Village Council when complete.

Pinecrest Parkway (US 1) Vision Plan Update

The Village Council adopted the *Pinecrest Parkway (US 1) Vision Plan Update* and approved ordinances amending the Comprehensive Development Master Plan, Land Development Regulations, and Zoning Map at first reading on October 12, 2022. The proposed amendments to the Comprehensive Development Master Plan have been transmitted to the State Land Planning Agency and required reviewing agencies. The Land Planning Agency has no comments at this time. Second reading of the Ordinances is scheduled for December 13, 2022.

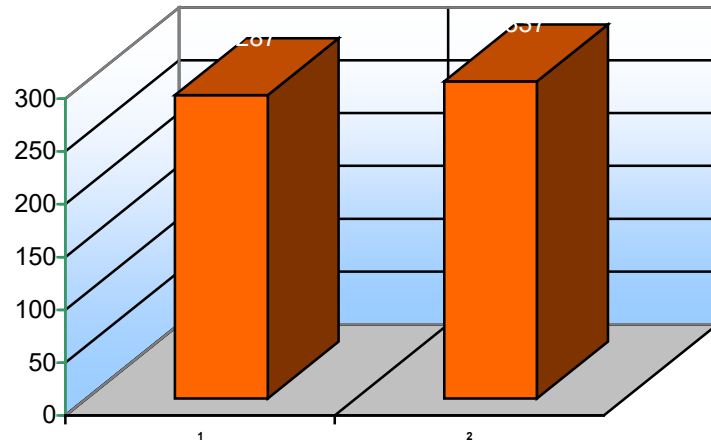
Palmetto Senior High School Renovation

Renovation and reconstruction of Miami-Palmetto Senior High School is currently in progress. A comprehensive progress report was provided to the Village Council on October 11, 2022.

VILLAGE OF PINECREST
 BUILDING & PLANNING DEPARTMENT

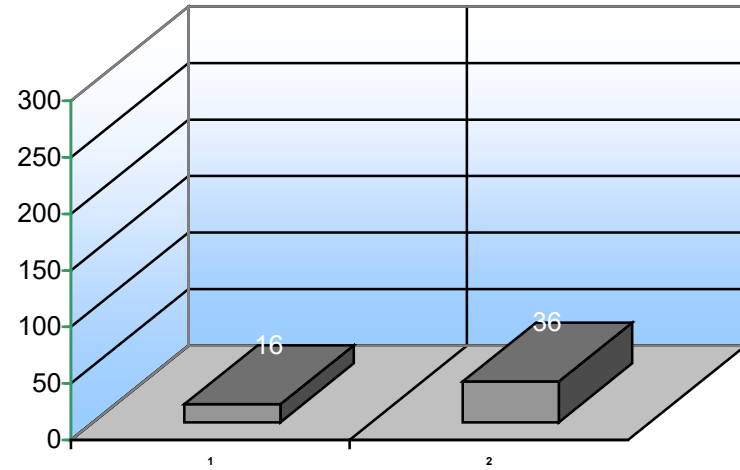
NOVEMBER 2022 MONTHLY REPORT
 ZONING COMPLIANCE PLANS REVIEWED AND ZONING PERMITS ISSUED
 10/31/2022 - 11/30/2022

ZONING PLANS REVIEWED



	NOVEMBER 2021	NOVEMBER 2022
Plan Review	287	337

ZONING PERMITS ISSUED

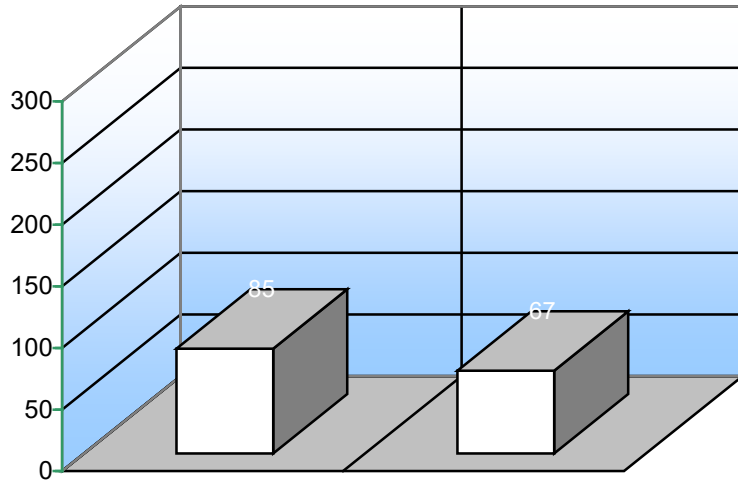


	NOVEMBER 2021	NOVEMBER 2022
Zoning Permits	16	36

VILLAGE OF PINECREST
 BUILDING & PLANNING DEPARTMENT

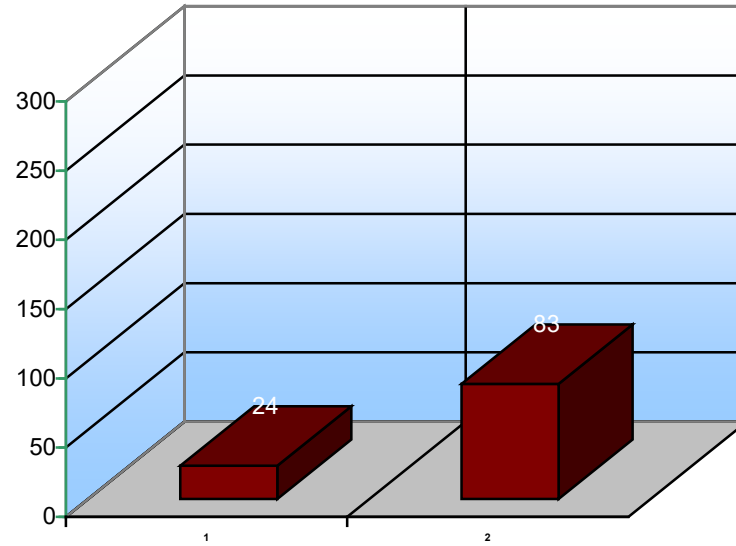
NOVEMBER 2022 MONTHLY REPORT
 CODE COMPLIANCE CASES OPENED AND BUSINESS TAX RECEIPTS ISSUED
 10/31/2022 - 11/30/2022

CODE CASES OPENED



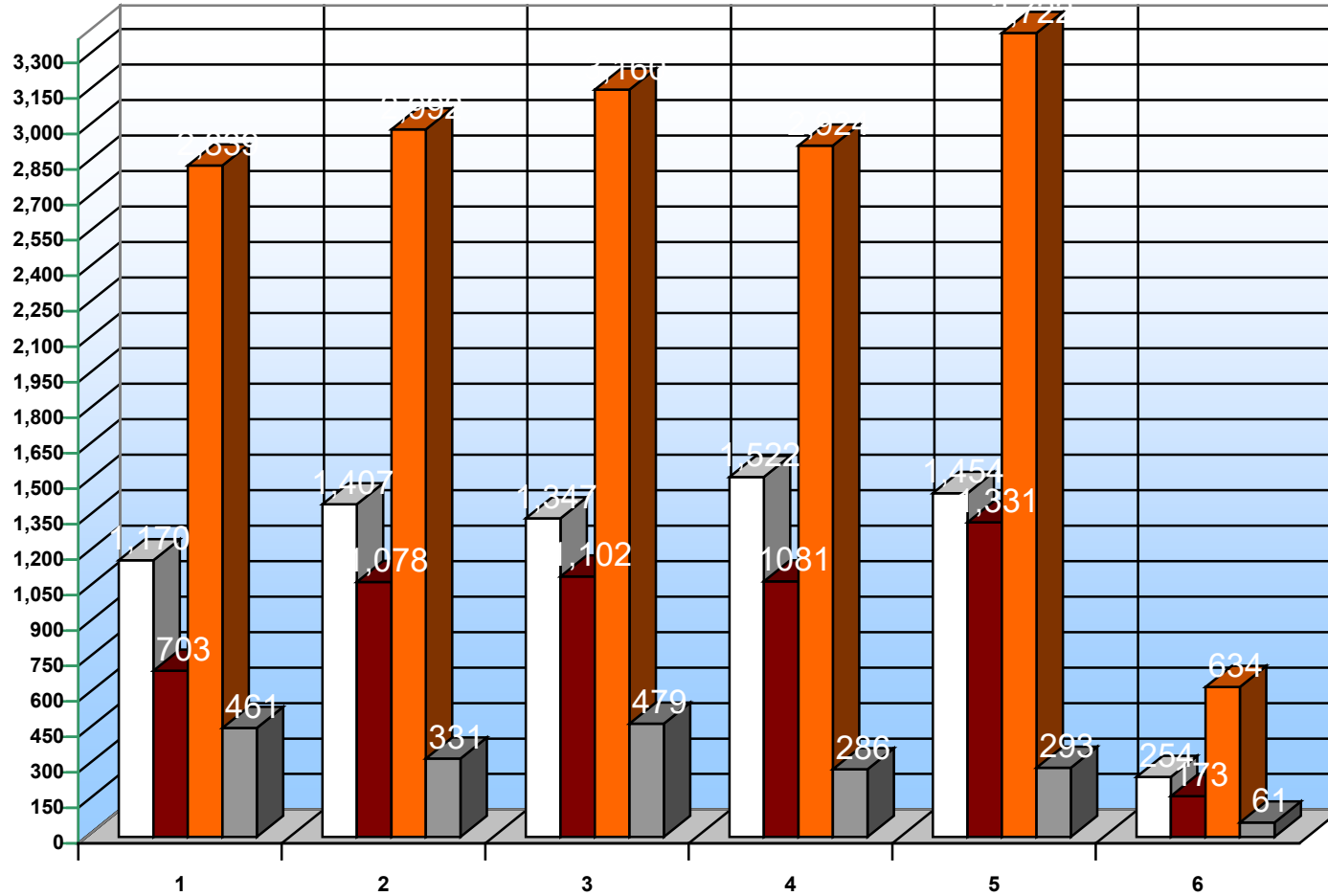
	NOVEMBER 2021	NOVEMBER 2022
□ Code	85	67

BUSINESS TAX RECEIPTS ISSUED



	NOVEMBER 2021	NOVEMBER 2022
■ Business Tax	24	83

**VILLAGE OF PINECREST BUILDING & PLANNING DEPARTMENT
 HISTORICAL REPORT
 CODE COMPLIANCE CASES OPENED, BUSINESS TAX RECEIPTS ISSUED
 ZONING COMPLIANCE PLANS REVIEWED AND ZONING PERMITS ISSUED
 FISCAL YEARS - 2017/18 TO 2022/23 - OCTOBER 1ST THROUGH SEPTEMBER 30TH**



	2017-2018	2018-2019	2019-2020	2020-2021	2021-2022	2022-2023
Code Cases	1,170	1,407	1,347	1,522	1,454	254
Business Tax	703	1,078	1,102	1,081	1,331	173
Plan Review	2,839	2,992	3,160	2,924	3,722	634
Zoning Permits	461	331	479	286	293	61



Robert C. Mattes, CPRE
Parks and Recreation Director
parks@pinecrest-fl.gov

MEMORANDUM
Department of Parks and Recreation

DATE: December 1, 2022
TO: The Honorable Mayor and Members of the Village Council
FROM: Yocelyn Galiano, ICMA-CM, Village Manager
RE: November 2022 Monthly Report

The Parks and Recreation Department honored local Veterans at the Veterans Day Ceremony at Veterans Wayside Park on November 11. Nineteen veterans participated in the ceremony, along with approximately seventy spectators. Special thanks to the volunteers who helped throughout the event, the Pinecrest Police Department's Honor Guard, Pinecrest Youth Advisory Committee, Vitas Healthcare, and Girl Scout Troop 1832.

The community center gym continues to see steady increases in membership. Membership is up by 86 members from last month and 342 members from November 2021. Staff maintains the facility to the highest standards and ensures members have a safe and clean environment for their exercise needs.



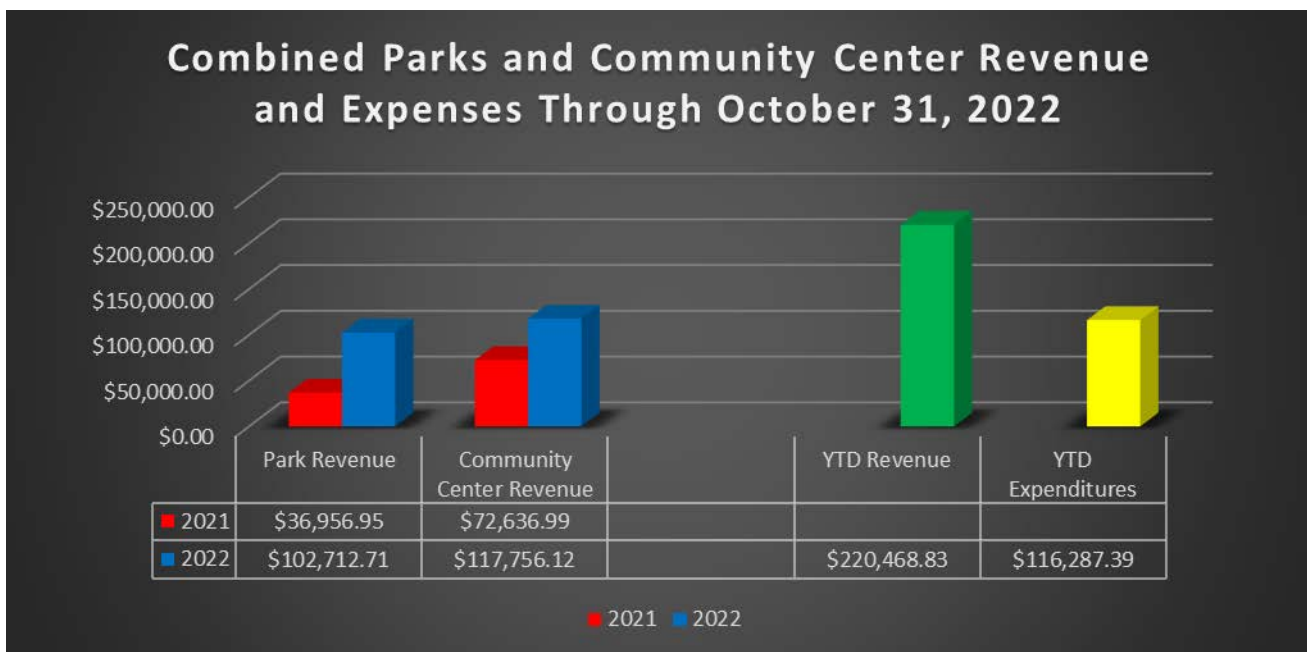
Veterans Day Ceremony



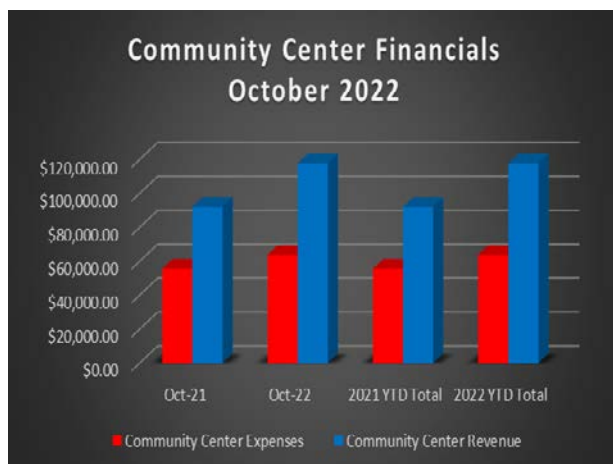
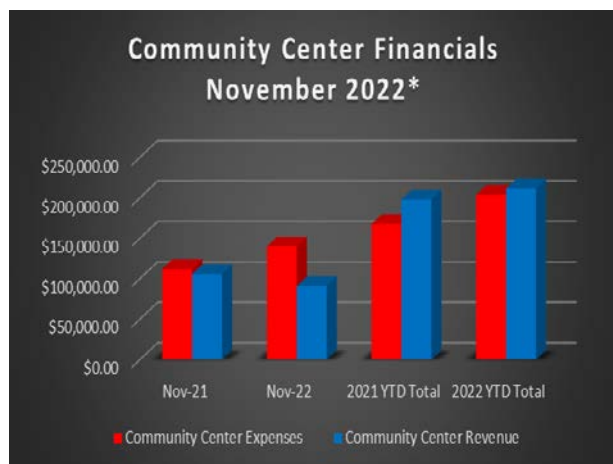
Community Center Gym



The following graphics represent general performance metrics for the Parks and Recreation Department and Pinecrest Community Center.

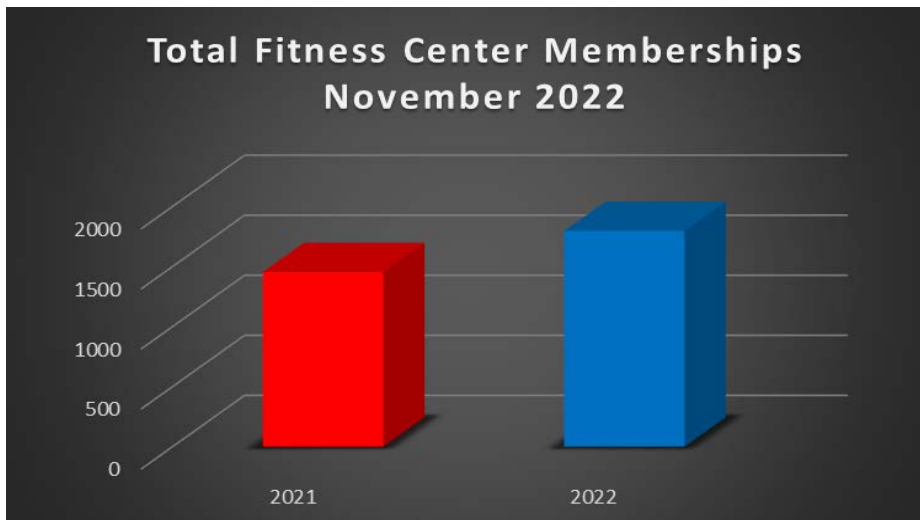
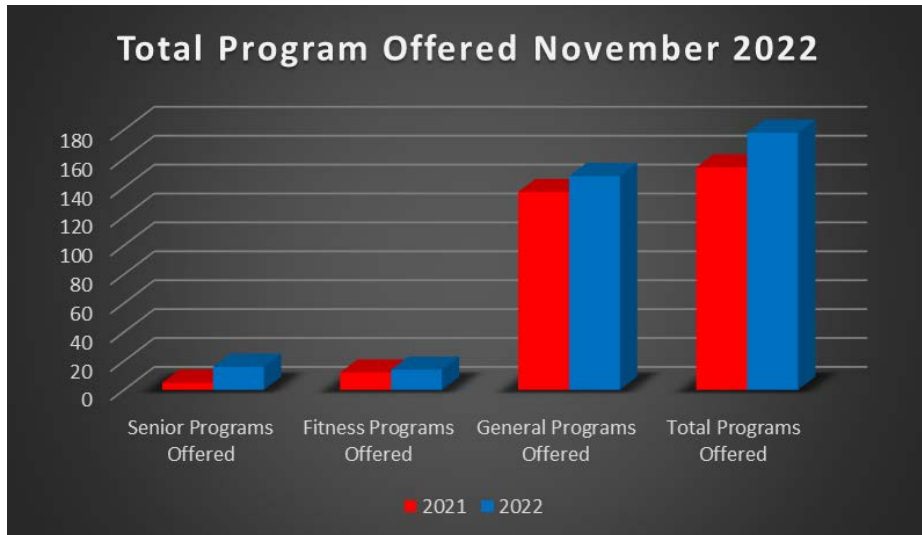
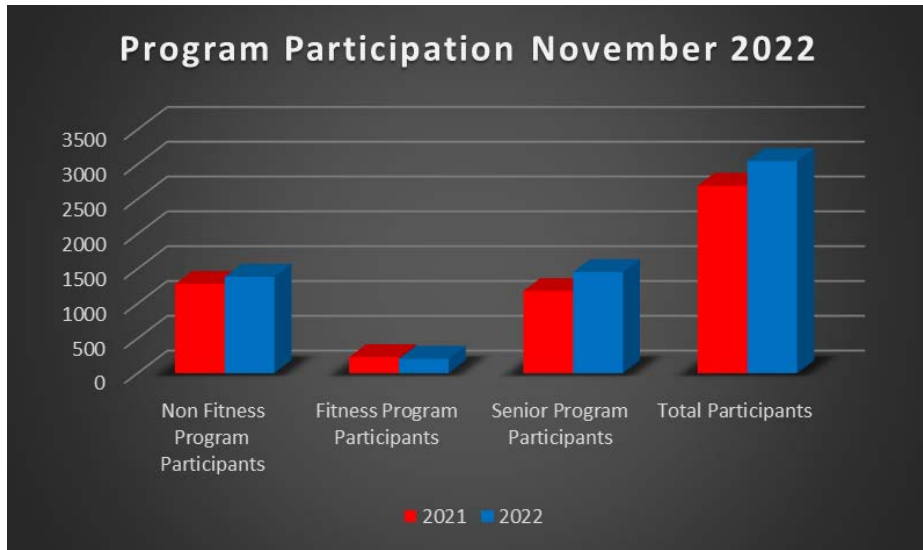


As of October 31, the Parks and Recreation Department was operating at **189.59% Fiscal Year cost recovery**. Please note that many programs require pre-payment for a set season longer than one month. This current recovery is exceptionally high, but it will level out when program providers are paid at the close of their season.

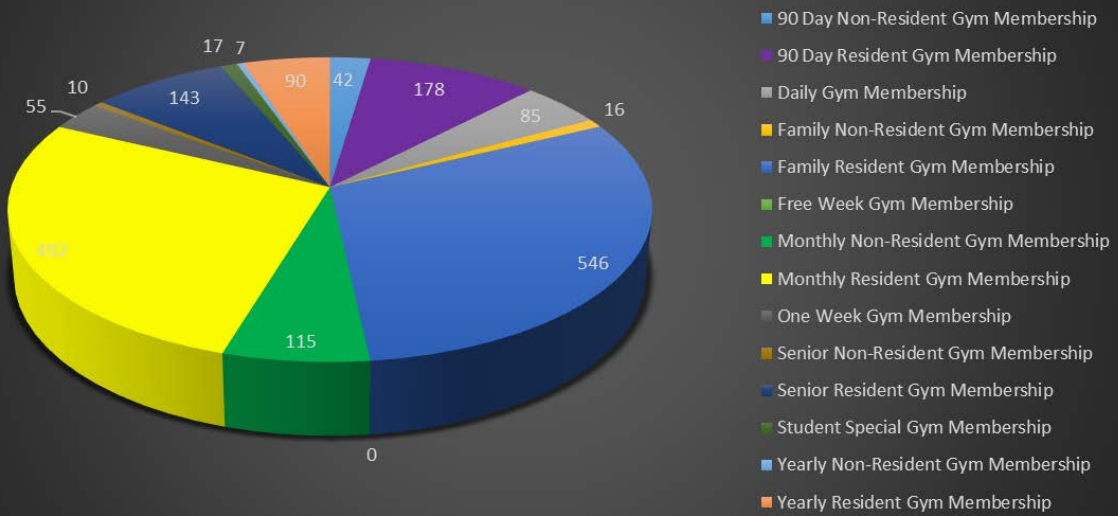


*Please note that the above graphic does not represent the final Community Center revenue or expenses for November. Updated November revenue and expenses will be reported in the December report.

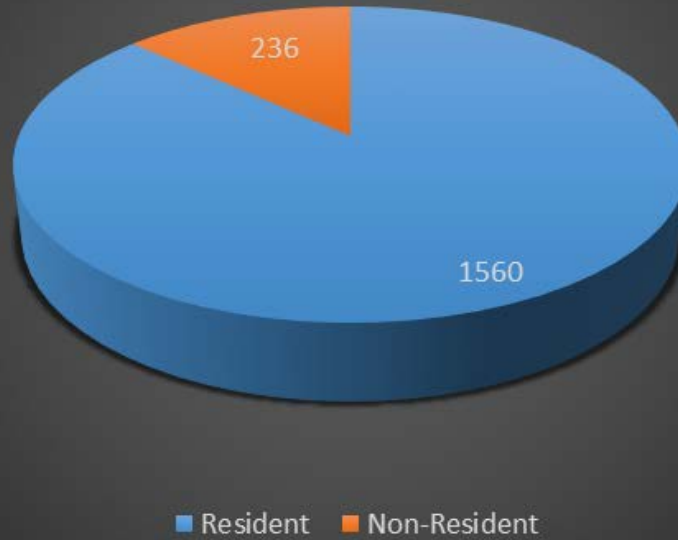
General Parks and Recreation Data



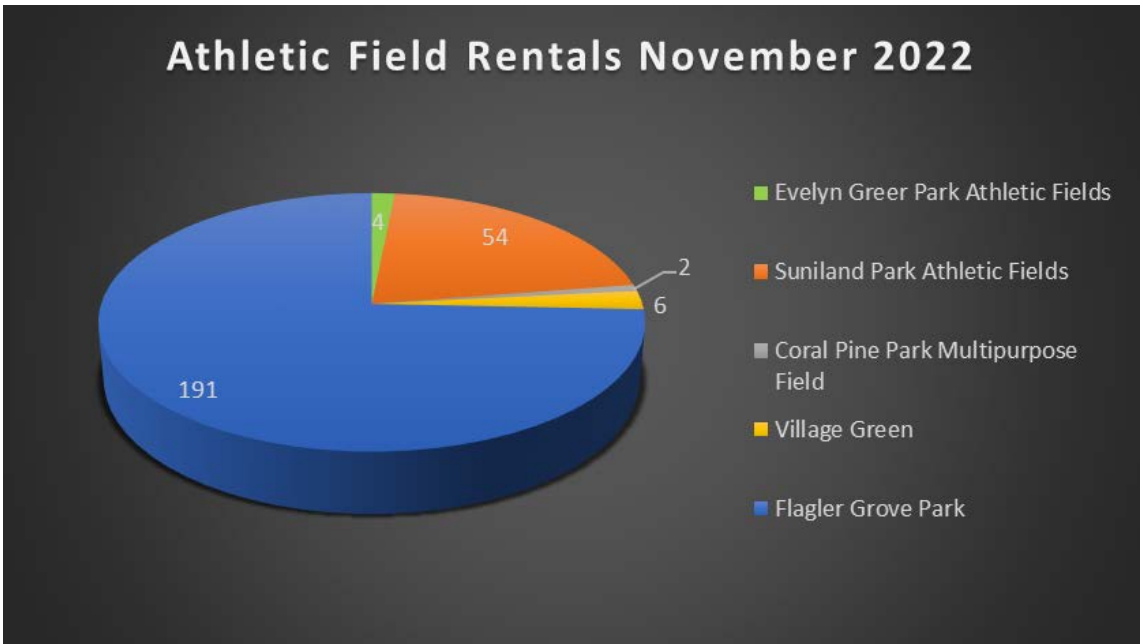
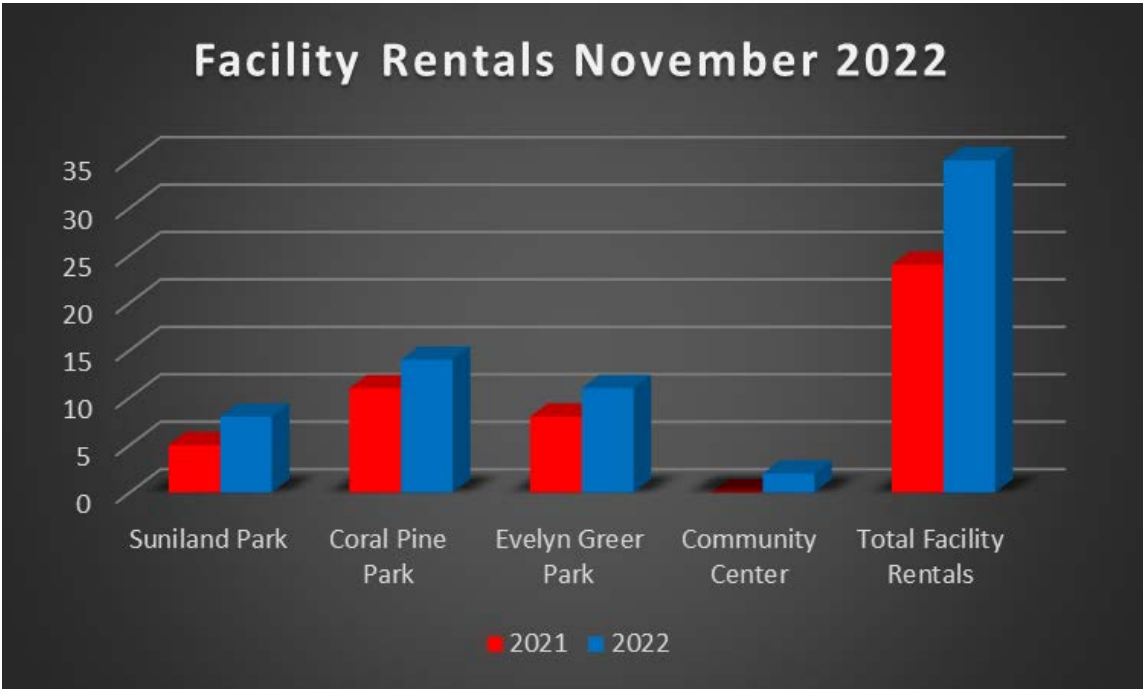
Fitness Center Membership Breakdown November 2022



Fitness Center Member Residency



In November 2022, 86.86% of gym members were Pinecrest Residents.



The Pincrest Parks and Recreation Department is proud to partner with various youth sports associations to offer opportunities for young people to learn new skills and develop their athletic proficiencies. The above field rental chart represents athletic field rentals outside of regular league play.



MEMORANDUM
Department of Public Works

DATE: December 1, 2022

TO: The Honorable Mayor and Members of the Village Council

FROM: Yocelyn Galiano Gomez, ICMA-CM, Village Manager

RE: Public Works Department November 2022 Monthly Report

Project Updates:

Street Trees

- 160 street trees have been planted this fiscal year, including 67 with the County Tree Grant of which the Village is responsible to pay for 30.

Drainage

- SW 58 Avenue Drainage Project–NTP issued 1/10/22; pre-con meeting held 2/2/2022; shop drawings approved; meeting with residents 3/31/22. Follow up meeting in May. Project complete.
- Palmetto Island Drainage Project – Field review with design staff held; meeting with residents held (2-24-22). Design in-progress. Quarterly report provided to FDEP. Field meeting with design consultant 6/2. FDEP Grant Report submitted 7/20/22. Advertise for Construction 8/3/22. Bid opening 9/2/22. Project awarded to Star Paving at the Sept. Council Meeting. Contractor has submitted shop drawings. NTP given, but construction start date TBD. Construction start 1/23.

Streetscape Projects

- Decorative street sign installation commenced on October 2019 and completion is scheduled for 2022. The project is 90% complete.

Grants

- FDOT County Incentive Grant Program (CIGP) application was submitted December 6.
- Vulnerability Assessment - grant submitted 2-28-22 – Approved for \$195,000 from FDEP. Consultant (BCC) proposal approved by Council at July meeting. Funds become available in September, consultant will be given NTP then. Kickoff meeting needs to be scheduled between FDEP, the Village and BCC.
- Neat Street Tree Grant (2022) – tree grant application submitted
- TA Grant for Kendall Drive SUP submitted February 2022. Power point was prepared and submitted on 3/16/22 for presentation on 3/31/22. FDOT awarded the Village \$1M for 2028.
- TA Grant for SW 77 Avenue Improvements submitted February 2022. Power point was prepared and submitted on 3/16/22 for presentation on 3/31/22.
- TA Grant for Red Road Safety submitted February 2022. Power point was prepared and submitted on 3/16/22 for presentation on 3/31/22.
- Village approved for a \$55,000 Planning Grant for SW 82 Ave Complete Streets from TPO as part of their Municipal Grant Program. A 20% match (minimum) is

required by the Village. County provided with interlocal agreement. Project will be started in January pending execution of agreement.

Traffic Studies and Signals Updates:

- Transportation Master Plan – Council approved the 2020 prioritization list. Public Works is implementing the Council approved prioritization list.
- Wayside Market – County has allowed use of pre-pandemic ped counts – design is underway.
- Red Road Linear Park – Safety study received. Meeting with Rob Mattes and Robert Ruano on 1/27/22 to discuss grant application priorities. Submitted grant to FDOT (see above).
- FDOT completed analysis of sidewalk connection at the NB SR826 ramp and determined that a sidewalk connection was not feasible
- MDC DTPW initiated a ped study for the intersection of Red Road and Kendall Drive. A conceptual plan was provided for the Village to approve. Plan is under review. County is evaluating the possibility of a roundabout.

Traffic Calming

- Traffic Circle: SW 128 Street and 82 Avenue, per TMP; preliminary schematic returned 1 in favor, 1 against, pending Council policy.
- Radar speed limit sign: installation on Red Road (SB) south of 128 St.- Installation complete.
- MDC is reviewing the feasibility of a traffic circle at Red and Kendall.
- SW 132 Street and 82 Avenue – Ballot results: unanimous opposed.
- Construction of the roundabouts on Ludlam and Old Cutler Road and on 136 St and 67th Ct. has started.

Sidewalk/ Bikeways

- SW 136th St SUP Project (County) – substantially complete. County has not provided update on remediation for sub-standard landscaping. Village provided DPTW and Comm. Regalado copy of PW's assessment of the installed landscaping. (Copy previously provided). Comm. Regalado's office has asked DTPW to provide remediation efforts for landscaping. PW will review progress to date. County has agreed to install landscaping per plan specs.
- SW 136th St Bridge Replacement Project (County) – construction delayed for 8-12 months (from 9/2021) due to FPL conflict/relocation. No updates from DPTW.
- SW 67 Ave SUP: from Howard Dr. to Kendall – budget estimate provided to VM
- Kendall Dr SUP: from Ludlam to Red Road – Kimley-Horn (KH) chosen as design consultant, fee proposal approved by Council, contract signed, field review with design team held 2-17-22. Design in progress. Met with councilmembers to review design standards implemented on Howard Drive as an example of what is NOT intended for Kendall SUP. Meeting with consultant 6/3. Meeting with residents 6/22. Meeting held with consultants 8/30. Expect 60% submittal and resident meeting end of October. TBAM property along Kendall will be conveyed to Village. Meeting with residents scheduled for 11/15. Residents concerns are on the December agenda.
- SW 77 Avenue sidewalk: from 107 St to 104 St, per TMP – project is in the design phase. Grant was submitted for this project.
- SW 100 St from 72 Ave to 73 Ct. sidewalk installation – project is in the design phase; project will include new large oak trees, as approved by Council w/ new

contract. Construction on the sidewalk will commence after the existing trees in conflict with the new sidewalk are removed. Construction will begin Jan/23

Utilities, Plan Reviews, Inspections – for the month of October

- Permits Reviewed - 152
 - Building (BL) – 94
 - Public Works (PW) – 25
 - Tree Permits (PZ) – 33
 - PW Final Inspection – 21

Development Projects

- Regions Bank – all utility work in the ROW complete – restoration of SW 124th St complete AND the pavement markings have been installed in the correct location – no work has been accepted by PWD.
- Gulliver – all utility work in the ROW is complete - ROW restoration on Kendall is complete.
- Gulliver Phase 2 - has started
- TBAM - all utility work in the ROW complete except for Fire Hydrant relocations. Several issues with the proposed restoration of Kendall Drive and SW 60th Ave. On SW 60th Ave the contractor neglected to install a planned retaining wall – no work has been accepted by PWD. On Kendall the design is incompatible with existing conditions. Working with TBAM to include SUP in ultimate design.
- Crossbridge Church - project has started
- Watermain Project – See attached weekly Progress Report
- Active FPL UG permits: 14

Maintenance Activities:

- Tree Crew
 - Tree canopy trimming Village wide is in progress.
 - Provide assistance to Downrite Engineering (Potable Water Project) to eliminate conflicts between equipment and tree canopy
 - Collect and dispose of palm fronds Village-wide. (on-going weekly)
- Pothole / Shoulder Repair – 2
- Sign Repair - 32
- Stormwater Drains Inspected - 76
- Shopping Carts Removed – 1
- Graffiti Removal – 1
- Sidewalk Installed – 2,700sq. ft.

Additional Tasks / Work Orders

- Village Hall Assignment – Pick up pallet for Asst. Mgr.
- Village Hall Assignment – Set up Council Chambers
- Village Hall Assignment – Move file cabinets for permit dept.
- Village Hall Assignment – Reset Council Chambers
- Village Hall Assignment - Assist with storage at Village Hall
- Village Hall Assignment - Install white board at PD
- Village Hall Assignment – Assemble end table for Chris Revilla

- Village Hall Assignment – Assemble stand for Nicole Tobias
- Village Hall Assignment – Home Depot run for materials
- Village Hall Assignment – hang “Riot Shield”’s in PD
- Village Hall Assignment – Pickup pallet at entrance of Village Hall
- Village Hall Assignment – Replace light bulbs in ladies’ room at PD
- Village Hall Assignment – Replace board on Sgt. Office at PD
- Village Hall Assignment – Assemble TV stand and install TV
- Village Hall Assignment – Move file cabinet for George
- Village Hall Assignment – Move desk
- Village Hall Assignment – Pick up no U-Turn sign on 112 St and US1

Potable Water Project Update:

More than **74%** of the proposed new water lines have been installed since the project began in January 2022.

The following sub-Phases have all (100%) of the proposed water main, fire hydrants, and laterals installed. These sub-Phases are pending testing and restoration (unless otherwise noted):

Phase 1-A (flushing, pressure & Bac-T testing complete, As-builts accepted by WASD, swale restoration in progress, milling and resurfacing of affected streets began the week of 11/14)

Phase 1-B (flushing, pressure & Bac-T testing complete, As-builts accepted by WASD, swale restoration in progress, milling and resurfacing of affected streets began the week of 11/14)

Phase 1-C (flushing and pressure test complete, Bac-T testing complete, As-builts accepted by WASD, swale restoration in progress, milling & resurfacing of affected streets to being the week of 11/28)

Phase 1-D (flushing complete, pressure test complete, As-builts submitted to WASD and are being revised)

Phase 2-A (flushing in-progress, As-builts submitted to WASD)

Phase 2-B (flushing in-progress)

Phase 2-D (flushing complete, pressure test complete, As-builts submitted to WASD and are being revised)

Phase 3-A (flushing has started)

Phase 3-B

Following are the status of the remaining sub-Phases with percentage complete for installation of water mains, Fire hydrants, and laterals shown in parenthesis:

Phase 2-C (44%)

Phase 3-C (60%)

Phase 3-D (97%)

Phase 4-A (0% - WASD permit under review)

Phase 4-B (0% - WASD permit received)

Phase 4-C (0% - WASD permit received)

Phase 4-D (0% - WASD permit received)

Construction on **sub-Phase 2C** is well under way with 3 crews working in this sub-Phase. Residents are advised to seek the advice of a plumber on where to best locate the proposed water meter box in the swale outside their property. Generally, the most efficient location of the meter box is on the same side of the house where the current well is located. This Sub-phase is the largest of the 16 Sub-phases with nearly 17,000 LF of pipe. This phase also consists of water mains that are all galvanized because of the high salinity levels in the water table. By early December at least one crew will begin working in Phase 4B.

More than 500 tons of asphalt have been placed as part of the restoration process. All roads that have had new water mains installed will be milled and resurfaced with 1” thick new asphalt. This asphalt restoration process will continue until the project is completed.

Residents of Phases **1A** and **1B** received a letter October 20 and residents of 1C and 1D received a letter November 17 from Public Works, outlining the procedure to follow to begin the process of obtaining their Water Agreement with WASD and how to obtain their plumbing permit from the Village Building Department. *As the project progresses, residents of each sub-Phase of the project will be notified when they can begin the Water Agreement process with WASD.*

More than 500 tons of asphalt have been placed as part of the restoration process. All roads that have had new water mains installed will be milled and resurfaced with 1” thick new asphalt. This asphalt restoration process will continue until the project is completed.



Yocelyn Galiano, ICMA-CM
Village Manager
manager@pinecrest-fl.gov

MEMORANDUM
Office of the Village Manager

DATE: November 21, 2022
TO: The Honorable Mayor and Members of the Village Council
FROM: Yocelyn Galiano, ICMA-CM, Village Manager
RE: **Police Department October 2022 Monthly Report**

	Oct - 21	Oct - 22	Jan - Oct 21	Jan - Oct 22
BAKER ACT-MENTAL	3	8	38	48
DECEASED PERSON	2	2	16	11
DISTURBANCE	61	58	532	485
DOMESTIC VIOLENCE	0	2	13	22
FALSE ALARMS	122	110	1177	1101
FRAUD/ECONOMIC CRIMES	13	13	92	81
FIELD INTERVIEWS	1	4	14	27
FOUND PROPERTY	1	5	18	13
MISSING PERSONS	1	0	4	3
NARCOTIC VIOLATIONS	0	1	3	2
INDECENT EXPOSURES	0	0	2	1
LEWD & LASCIVIOUS ACT	0	0	1	2
SIMPLE ASSAULT	1	1	27	29
SUSPICIOUS PERSON-VEHICLE	2	6	50	60
THEFT*	22	31	134	272
VANDALISM	3	1	23	29
VEHICLE RECOVERY	0	2	6	5
WARRANT ARRESTS	2	0	10	20
WEAPONS VIOLATION	0	0	0	0

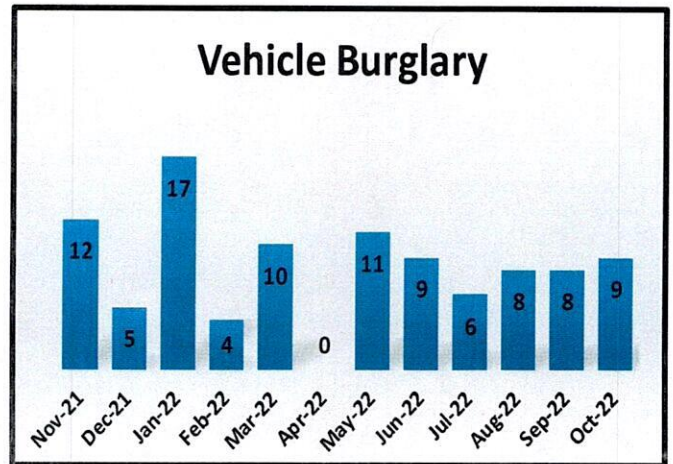
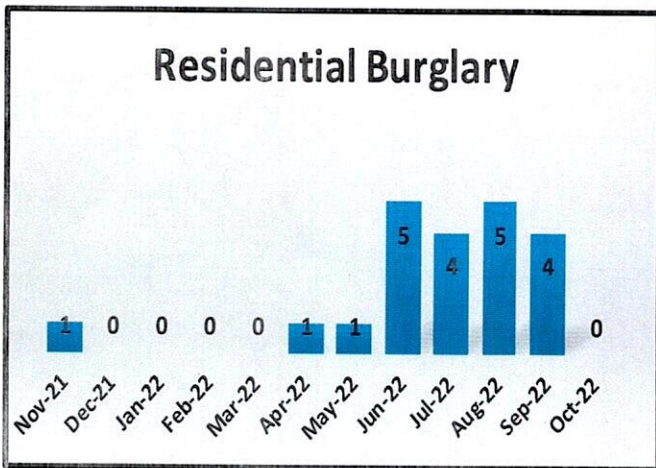
Note: * As of April 2022, Theft includes: Vehicle Burglary, Shoplifting, Theft, and Theft of Vehicle Parts (exterior)



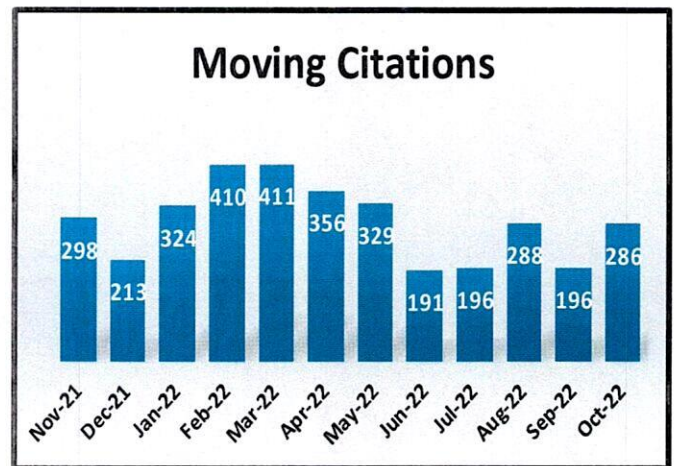
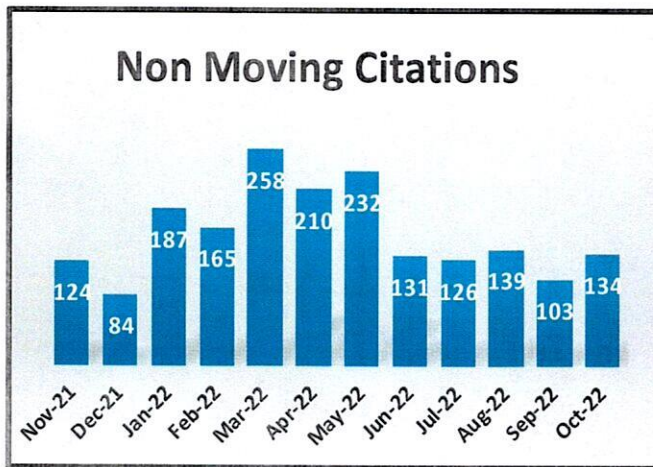
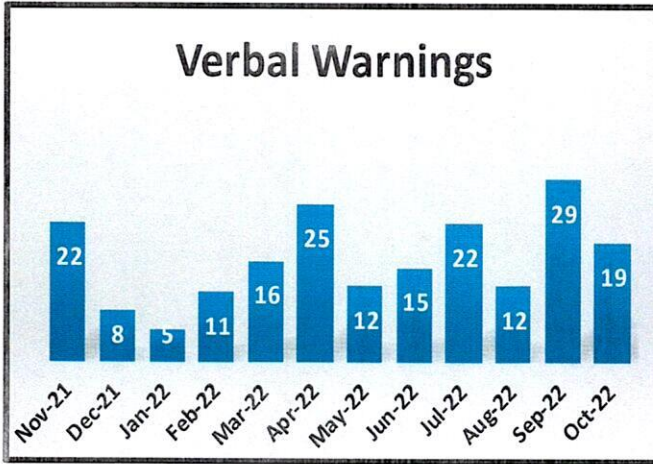
UCR CRIME FOR PINECREST (Rolling 12 Months)

Types of Crimes	Nov 2021	Dec 2021	Jan 2022	Feb 2022	Mar 2022	Apr 2022	May 2022	June 2022	July 2022	Aug 2022	Sept 2022	Oct 2022
Homicide	0	0	0	0	0	0	0	0	0	0	0	0
Forcible Rape	0	0	0	1	0	0	0	0	0	0	1	0
Robbery	1	0	0	1	0	0	1	0	1	0	0	0
Aggravated Assault	1	1	0	2	1	1	1	0	1	3	1	2
Burglary	3	0	0	0	0	1	1	5	4	5	4	0
Larceny	26	32	39	22	22	11	29	39	33	34	43	31
Arson	0	0	0	0	0	0	0	0	0	0	0	0
Auto Theft	5	2	4	1	0	1	2	1	3	4	1	4
Total Part 1	36	35	43	27	23	14	34	45	42	46	50	37

NOTE: Totals are subject to revision as the result of follow up investigation or reclassification by the detective bureau, and therefore may not accurately reflect the final official figures subsequently submitted to FDLE.



TRAFFIC ENFORCEMENT



TRAFFIC CRASHES

	Nov 2021	Dec 2021	Jan 2022	Feb 2022	Mar 2022	Apr 2022	May 2022	June 2022	July 2022	Aug 2022	Sept 2022	Oct 2022	Totals
Crashes Interior	48	51	41	30	43	35	47	41	34	48	42	41	501
Crashes -US 1	24	38	22	25	27	33	26	30	24	32	32	30	343

VEHICLE PATROL MILEAGE

August 2022	September 2022	October 2022
19,146	18,828	19,625

TRAINING

August 2022	September 2022	October 2022
268	482	350

The department attended a total of 350 hours of training in the month of October 2022. One Sergeant and twelve officers attended a Public Recording of Police Activities training at the station. Officers Marin and Ramos attended a Crisis Intervention Team course at the FDLE. Sergeant Oliva attended Struggle Well at the PBA. Officers Garcia and Moreno attended a Speed Measurement Course at the Miami Police Department. All sworn personnel completed the annual Firearms Qualifications at the Top Gun Range.

MEETINGS WITH OTHER AGENCIES AND CITIZEN GROUPS

- Oct 05 – Chief Cohen attended the Miami Dade County Association of Chiefs of Police meeting at the City of Miami
- Oct 06 – VSC Vivancos attended a Banyan Health Care meeting at the station.
- Oct 11 – Captain Bridges attended a meeting with ADT in reference the ALPR maintenance at the station.
- Oct 11 – Captain Cruz attended a LGBTQ Law Enforcement meeting at Evelyn Greer Park.
- Oct 12 – VSC Vivancos attended the CIT Steering Committee via Zoom.
- Oct 12 – VSC Vivancos attended DVFRT & CADR via Zoom.
- Oct 16 – Captain Cruz attended a Crime Watch meeting at 10900 SW 68 Ave.
- Oct 20 – Captain Cruz attended a Crime Watch meeting at 6763 SW 88 St.
- Oct 26 – Captain Cruz attended a 5000 Role Models of Excellence Project at the Miami Dolphins Stadium.

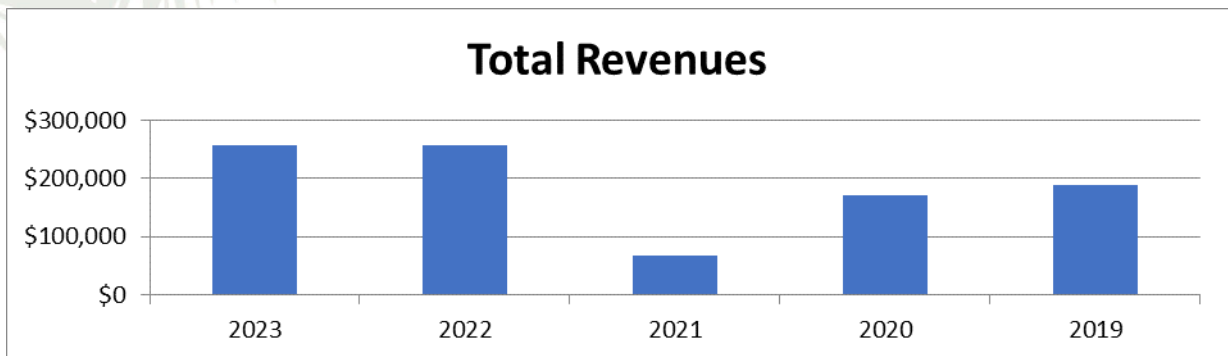
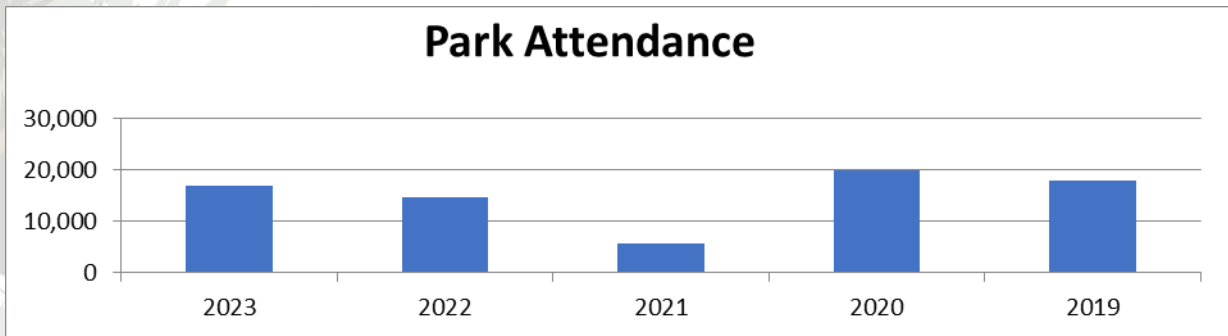
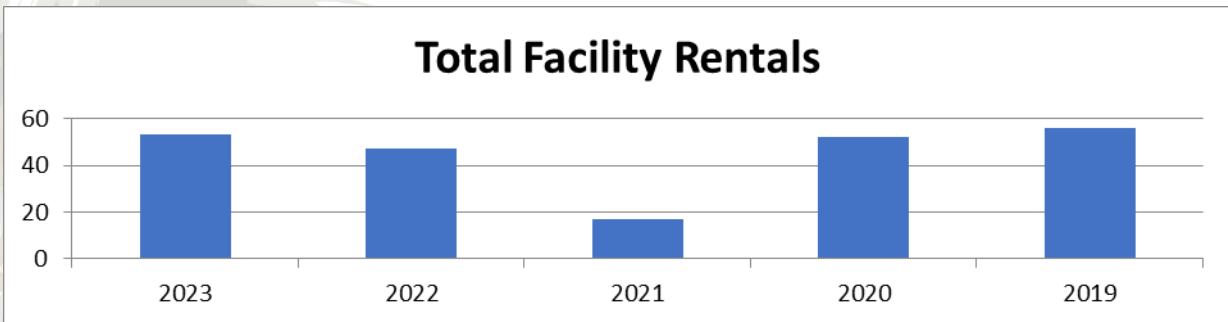


Cristina Blanco
Pinecrest Gardens Director
cblanco@pinecrest-fl.gov

MEMORANDUM
Pinecrest Gardens

DATE: December 1, 2022
TO: The Honorable Mayor and the Village Council
FROM: Yocelyn Galiano, ICMA-CM, Village Manager
RE: Pinecrest Gardens November 2022 Monthly Report

The following charts highlight five-year performance measures, YTD through October.



ADDENDUM
(For Council Review)
November Highlights

Banyan Bowl – Jazz Series

- Eddie Palmieri cancellation due to illness. Replaced with Multi Grammy and Latin Grammy Award winners, Gonzalo Rubalcaba and Aymee Nuviola. Despite the change in programming, they played to a sold-out audience.

Education

- Programming
 - PG Owned Programs
 - Little Lizards – November theme “Garden Edibles/Harvest” –
 - 11/2 - 12 participants.
 - 11/16 – 12 participants
 - 11/30 – 12 participants
 - Girl Scout Badge Day
 - 11/5 - Postponed due to low registrations.
 - Curious Gardner Workshops
 - 11/3 - Sip & Create – 12 participants.
 - 11/18 - Floral Arranging – 12 participants.
 - 11/30 - Private Sip & Create – 10 participants
 - Third Party Programs
 - Mommy & Me classes - Ongoing
 - Paper Tree House enrichment program - Ongoing
 - Paper Tree House Thanksgiving Break Camp – 34 participants.
 - Field Trips
 - 11/29 – K-2 Layers of the Rainforest School – 60 students.
- Other
 - 11/14 EAC Meeting
 - Learning Garden – ongoing maintenance and activations.

Banyan Bowl

- Garden Produced
 - 11/12 – Jazz, Gonzalo Rubalcaba – Sold Out
- Gardens Produced – Free Shows
 - 11/13 – She Jazz & the FIU Panthonics – estimated 30 people in audience.
- Outside Producers - Rentals
 - 11/4 – Cutler Bay Theater – estimated 150 people in audience.
 - 11/5 – Miami Youth Orchestra – estimated 150 people in audience.
 - 11/19 – Nene Kerr Dance Studio – estimated 200 people in audience.

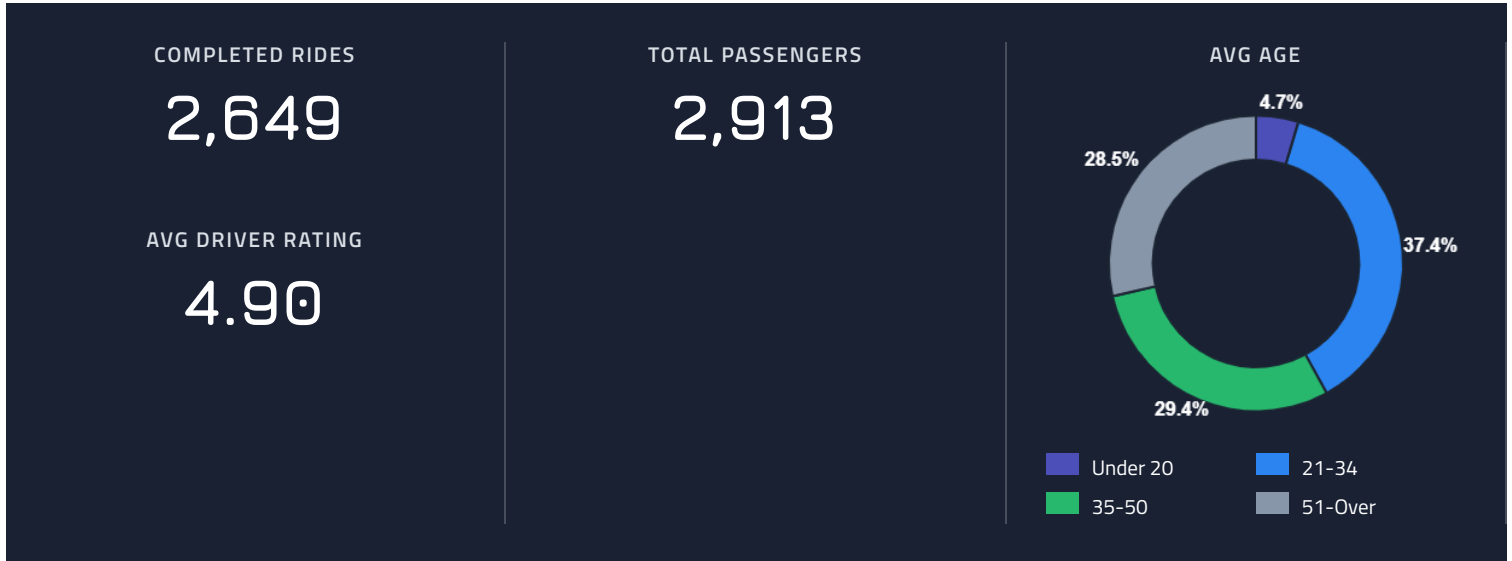
Horticulture

Various horticultural maintenance and planting tasks filled gardeners' November schedules

- The Inspiration Center overlook area adjacent to Swan Lake was prepared for planting.
- A lovely Brazilian Ironwood sapling was planted near the Tower, to complement the mature individual installed nearby several years ago. These trees provide effective shade for visitors using the picnic tables.
- Additional begonias were planted in the Karen Mashburn tribute bed, supported by the Garden Fund.
- The Swan Lake sump, the area that drains lakewater supplying the Lower Gardens ponds, was de-mucked and the outflow line completely cleaned of sediment. New valving was also installed, thus more than doubling the flow of water, and stabilizing the system. This is of great benefit to the aquatic life and water quality of the ponds.
- The Assistant Horticulturist continued writing user manuals for the collections database and GIS/mapping interface. The database software was also de-bugged and additional functionality was installed.
- Two Flag-tailed Prochilodus, a distinctive Amazonian species that in nature feeds on detritus and algae, were added to the pond community in the Lower Gardens.
- The Gardens-wide Autumn fertilizer application was completed.



Zone Summary

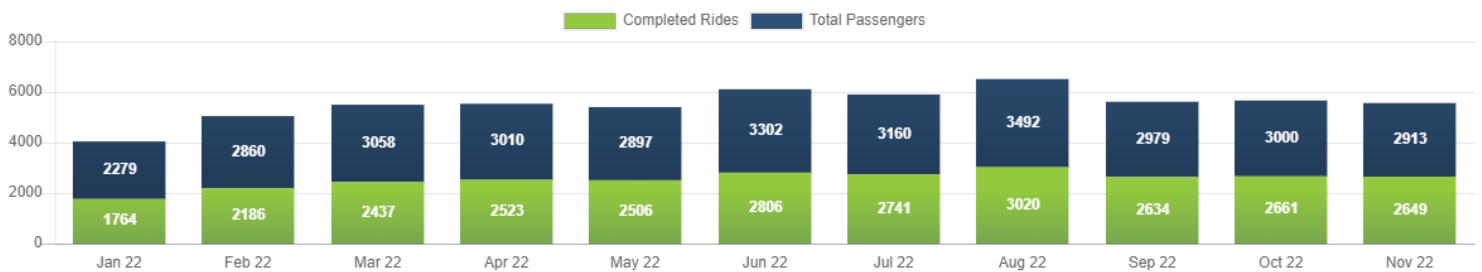


AVERAGE TIME	Ride request to selected 1.00m	Ride request to pickup 19.39m
--------------	---------------------------------------	--------------------------------------

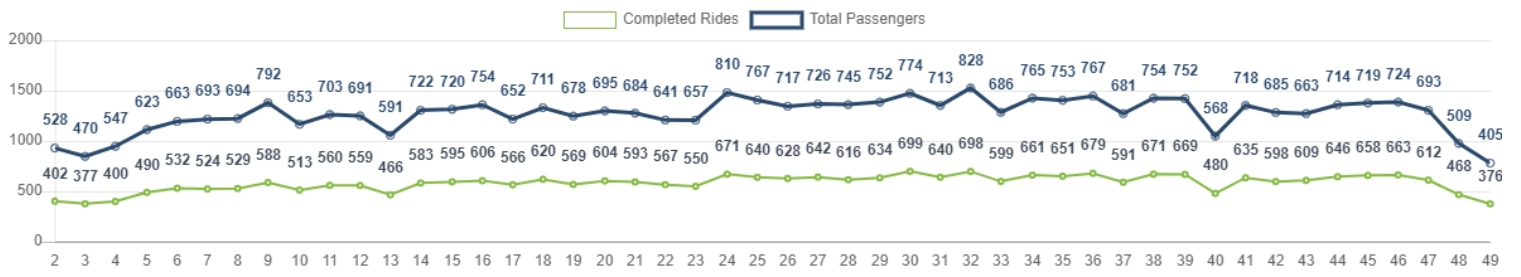
RIDES BY WAITING TIMES	0-10	10-15	15-20	20-30	30+
	Min 1292	Min 337	Min 289	Min 356	Min 375

APP RIDES 1,840	FLAG DOWN RIDES 809	MEN DRIVEN 258	FEMALE DRIVEN 2,679
---------------------------	-------------------------------	--------------------------	-------------------------------

PASSENGERS AND RIDES BY MONTH (YTD)



PASSENGERS AND RIDES BY WEEK (YTD)



CITT Report

TOTAL BOARDINGS

2,913

AVERAGE WEEKDAY BOARDINGS

131.67

AVERAGE MILES PER DAY WEEKDAY

300.9

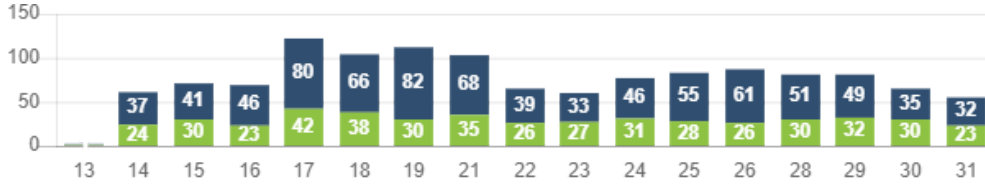
AVERAGE WEEKEND BOARDINGS

43

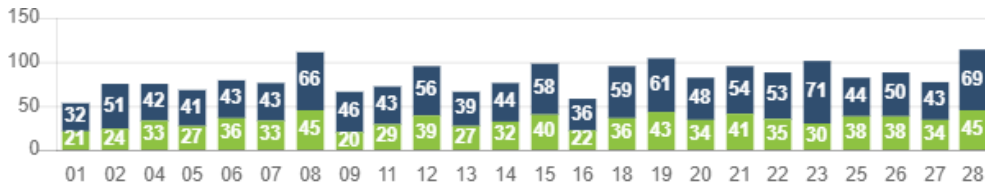
AVERAGE MILES PER DAY WEEKEND

66.75

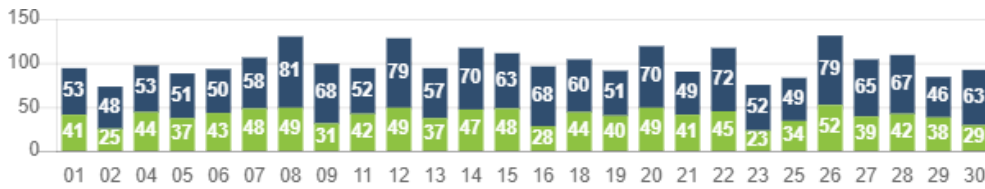
PASSENGERS AND RIDES - JANUARY



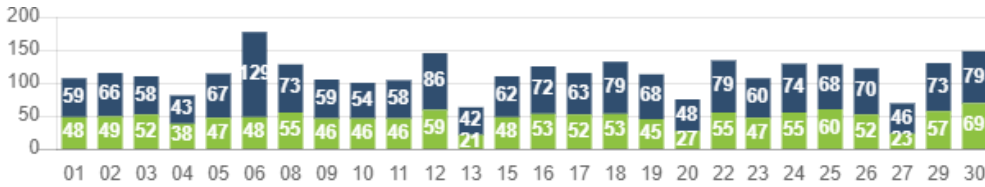
PASSENGERS AND RIDES - FEBRUARY



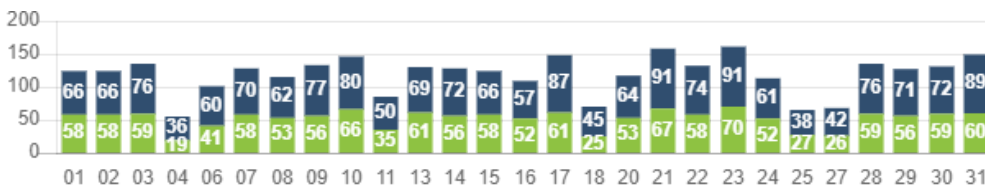
PASSENGERS AND RIDES - MARCH



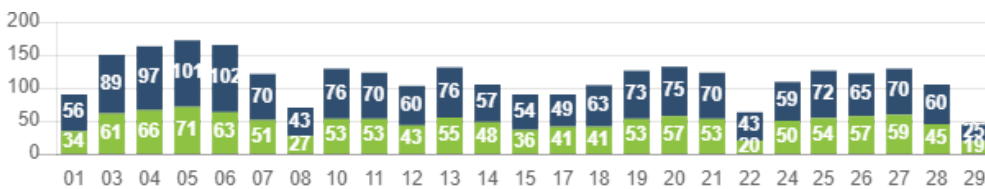
PASSENGERS AND RIDES - APRIL



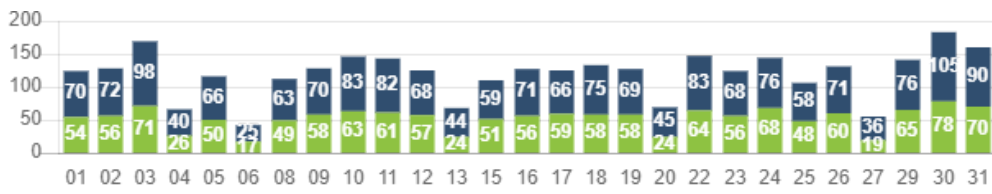
PASSENGERS AND RIDES - MAY



PASSENGERS AND RIDES - JUNE



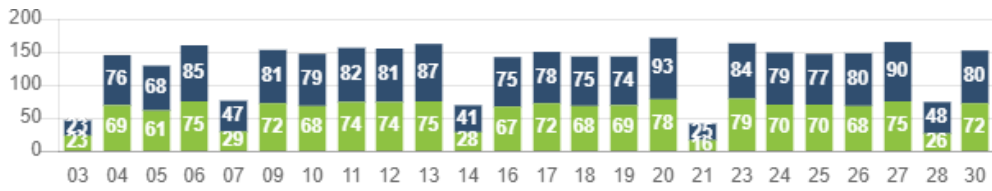
PASSENGERS AND RIDES - JULY



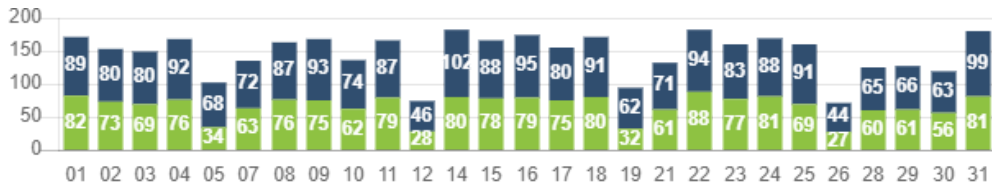
PASSENGERS AND RIDES - AUGUST



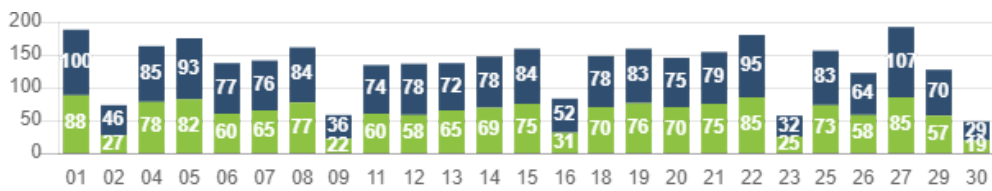
PASSENGERS AND RIDES - SEPTEMBER



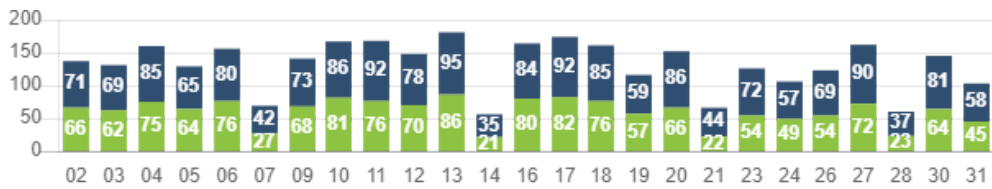
PASSENGERS AND RIDES - OCTOBER



PASSENGERS AND RIDES - NOVEMBER



PASSENGERS AND RIDES - DECEMBER

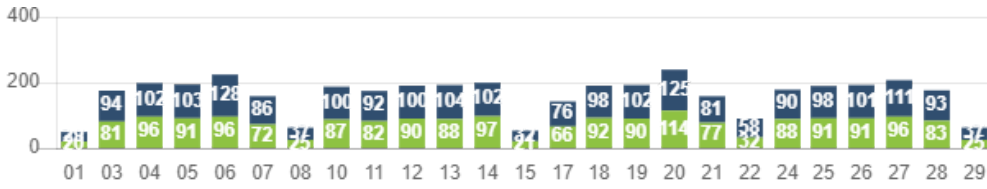


PASSENGERS AND RIDES - JANUARY

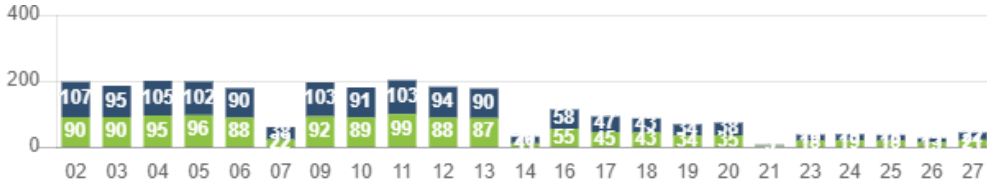


PASSENGERS AND RIDES - FEBRUARY

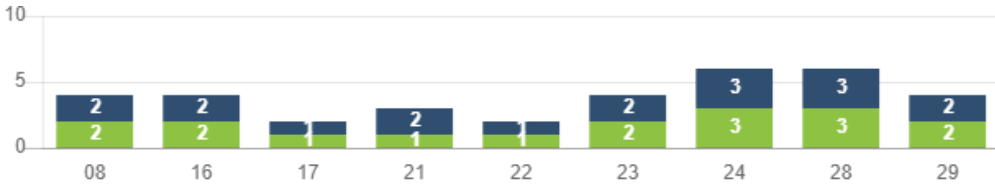
PASSENGERS AND RIDES - FEBRUARY



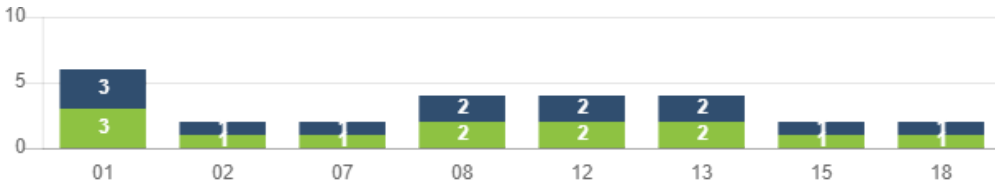
PASSENGERS AND RIDES - MARCH



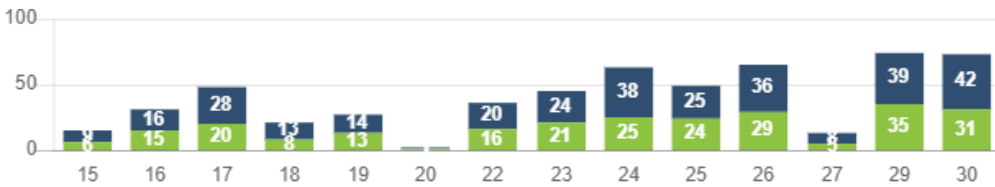
PASSENGERS AND RIDES - APRIL



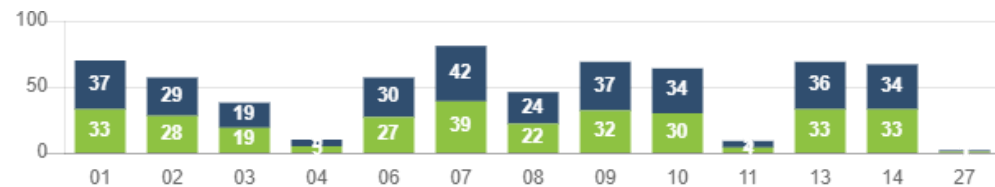
PASSENGERS AND RIDES - MAY



PASSENGERS AND RIDES - JUNE



PASSENGERS AND RIDES - JULY

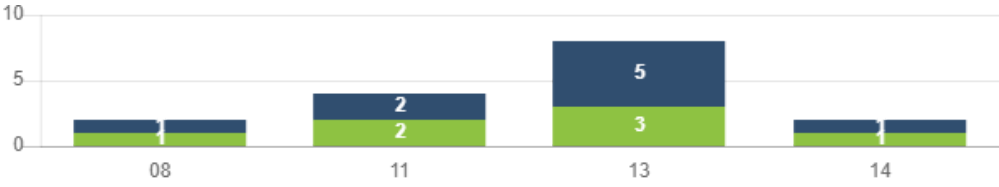


PASSENGERS AND RIDES - AUGUST

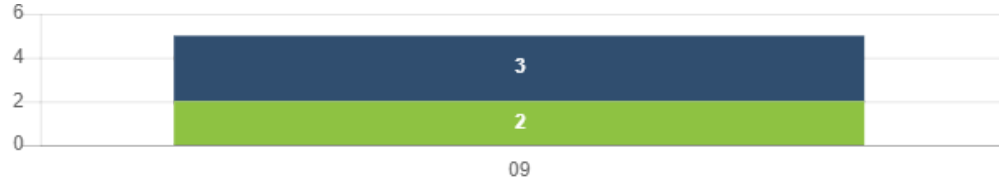




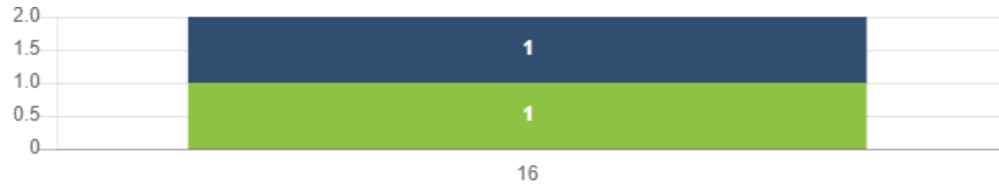
PASSENGERS AND RIDES - MAY



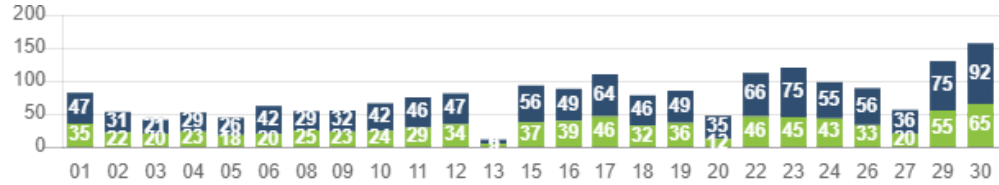
PASSENGERS AND RIDES - JUNE



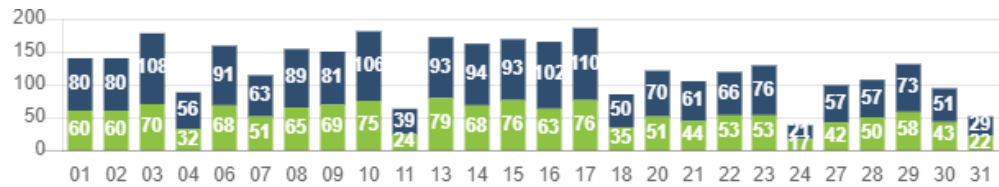
PASSENGERS AND RIDES - SEPTEMBER



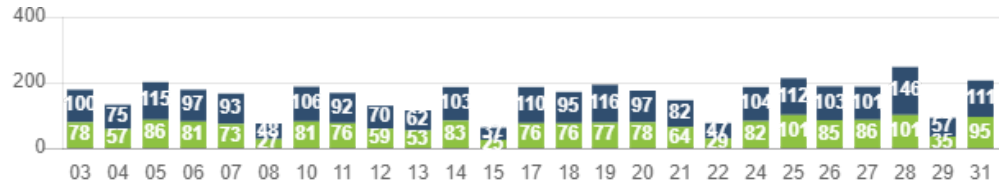
PASSENGERS AND RIDES - NOVEMBER



PASSENGERS AND RIDES - DECEMBER

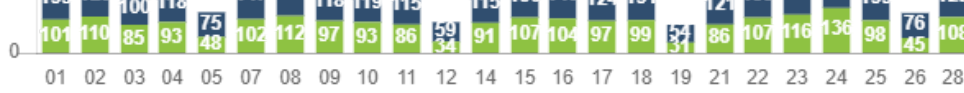


PASSENGERS AND RIDES - JANUARY

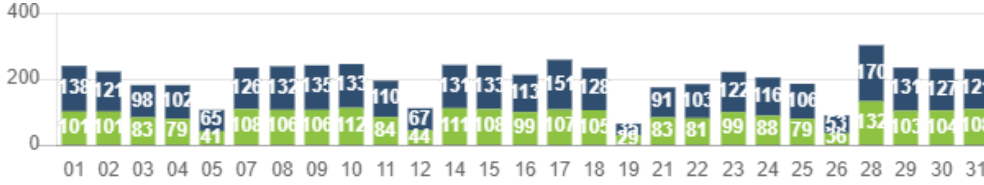


PASSENGERS AND RIDES - FEBRUARY

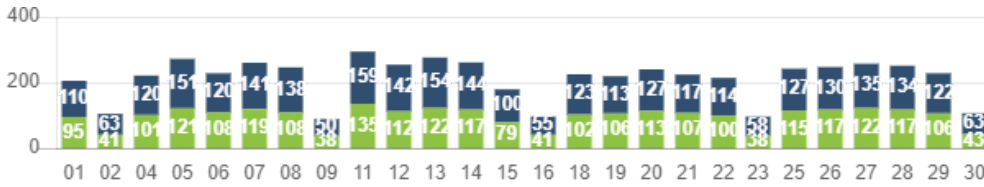




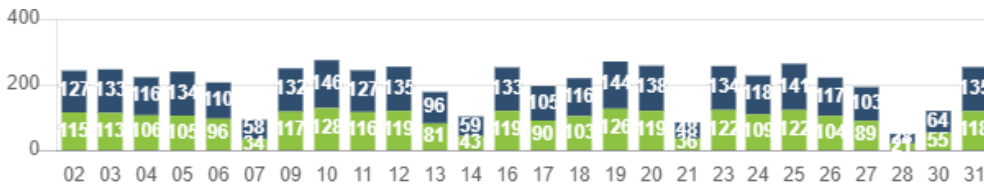
PASSENGERS AND RIDES - MARCH



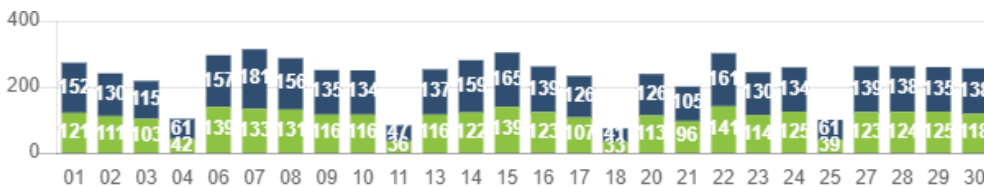
PASSENGERS AND RIDES - APRIL



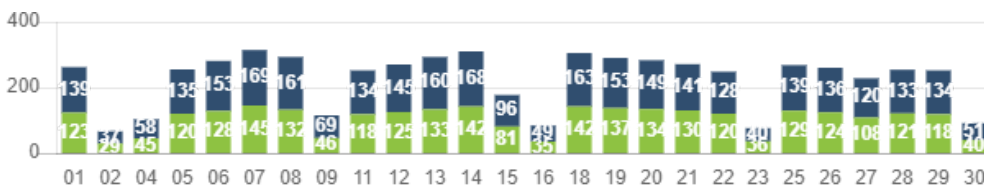
PASSENGERS AND RIDES - MAY



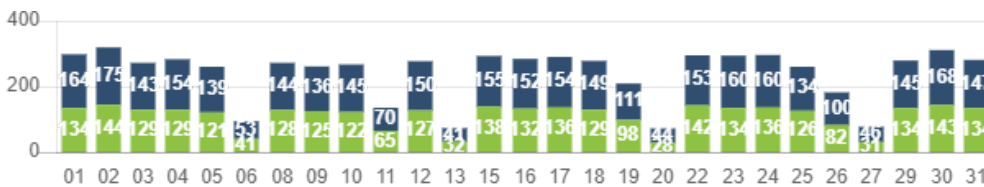
PASSENGERS AND RIDES - JUNE



PASSENGERS AND RIDES - JULY

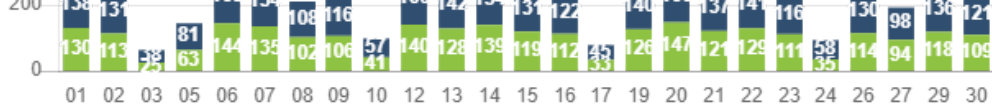


PASSENGERS AND RIDES - AUGUST

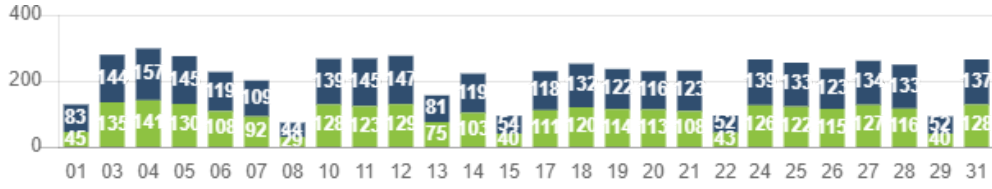


PASSENGERS AND RIDES - SEPTEMBER

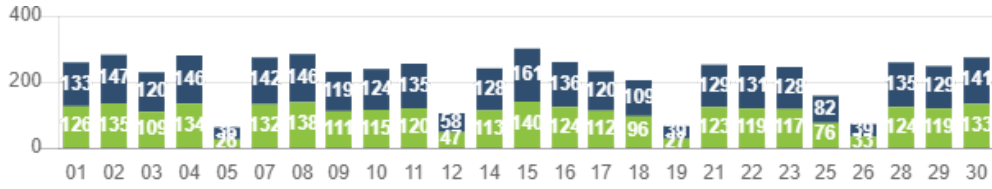




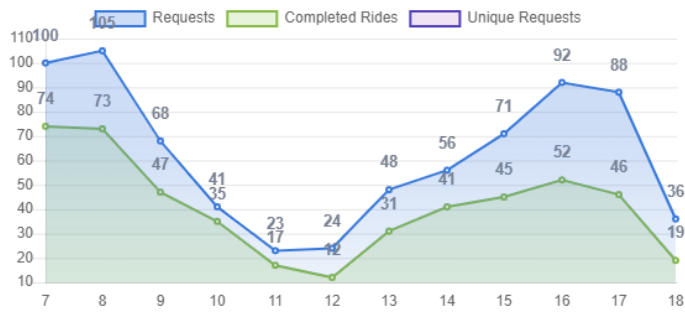
PASSENGERS AND RIDES - OCTOBER



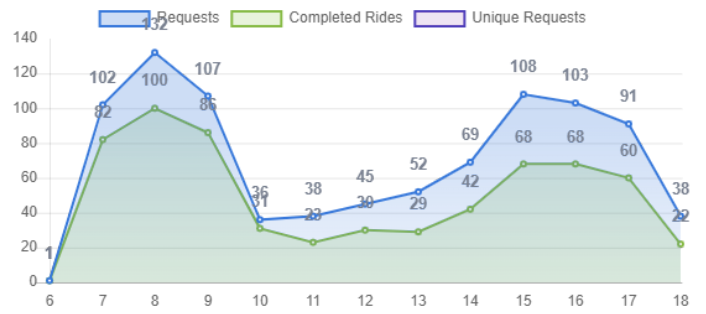
PASSENGERS AND RIDES - NOVEMBER



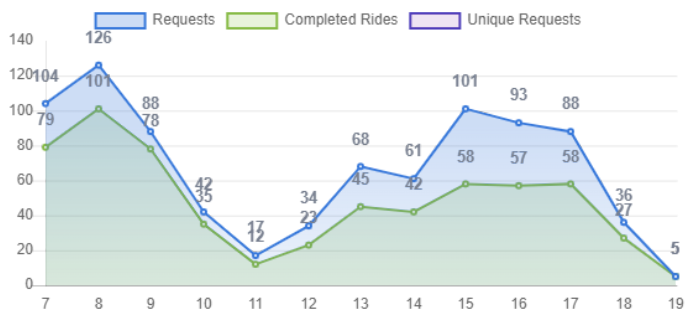
RIDE REQUEST MONDAY



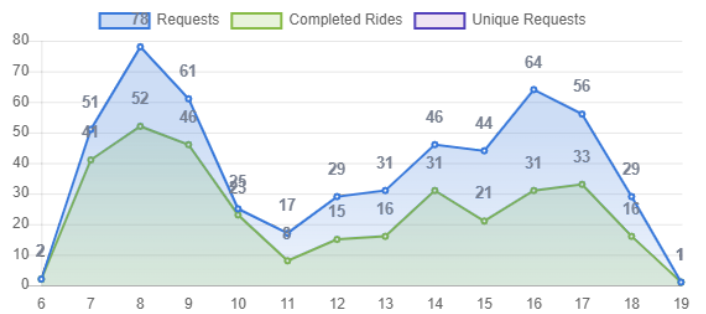
RIDE REQUEST TUESDAY



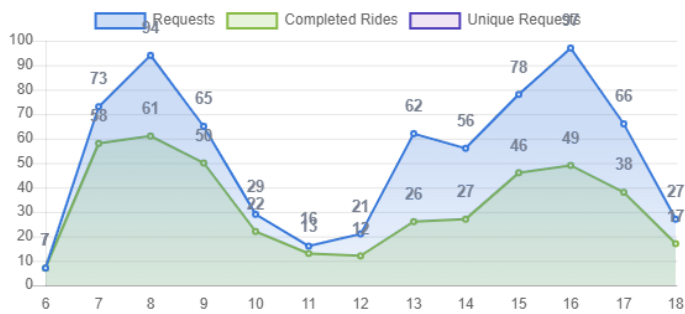
RIDE REQUEST WEDNESDAY



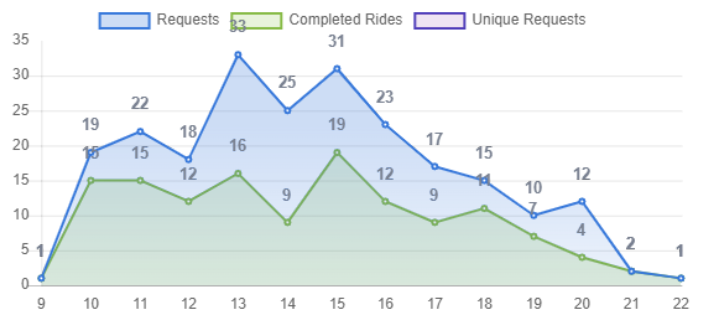
RIDE REQUEST THURSDAY



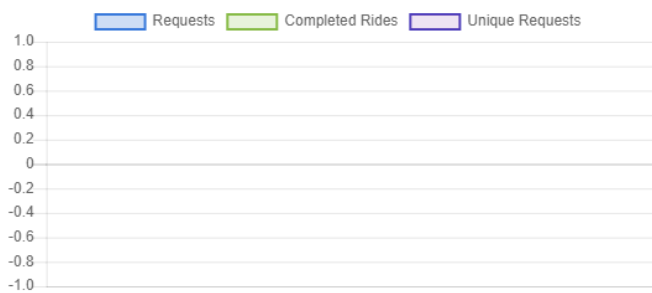
RIDE REQUEST FRIDAY



RIDE REQUEST SATURDAY



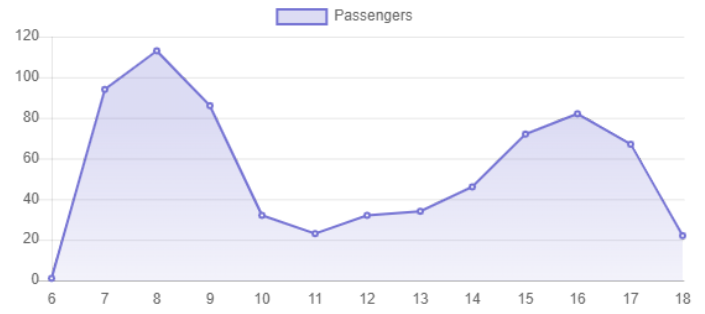
RIDE REQUEST SUNDAY



TOTAL PASSENGERS MONDAY



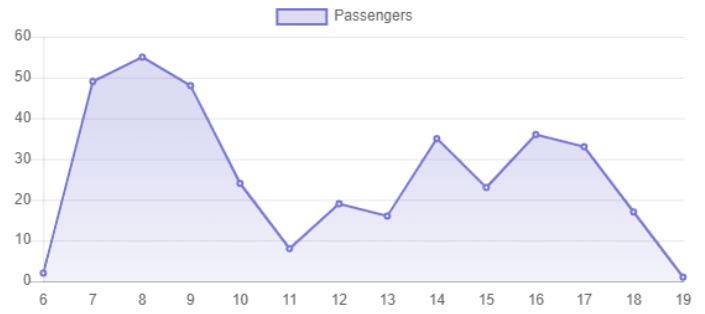
TOTAL PASSENGERS TUESDAY



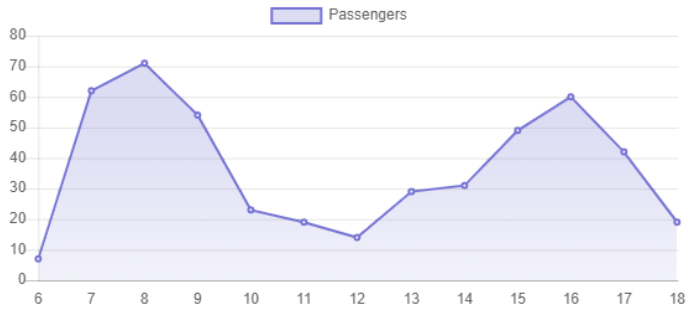
TOTAL PASSENGERS WEDNESDAY



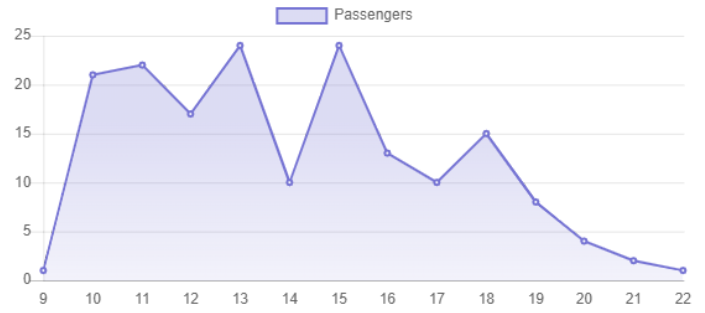
TOTAL PASSENGERS THURSDAY



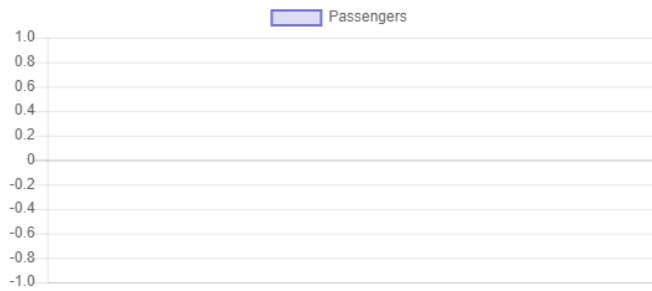
TOTAL PASSENGERS FRIDAY



TOTAL PASSENGERS SATURDAY



TOTAL PASSENGERS SUNDAY



RIDES REQUEST DROPOFF

