



PINECREST
MEMORANDUM

Office of the Village Manager

DATE: January 14, 2026

TO: The Honorable Mayor and Members of the Village Council

FROM: Yocelyn Galiano, ICMA-CM, Village Manager

RE: January Monthly Report

During the annual strategic planning process, the Village Council identifies various large-scale projects it wishes to monitor from inception through completion. The timeline table below contains a synopsis of the projects including noteworthy milestones and updates. Future anticipated project happenings are presented in blue.

Item No.	Action Initiation Date	Councilmember or Staff Member	Topic of Follow-up	Department Assigned
1	1/9/2018	Village Council	SW 136 Street Bridge Project	Public Works Department
Status	<p>COMPLETED</p> <p>December 2025: Completed.</p> <p>September 26, 2025: The bridge was poured.</p> <p>January 2025: The Village was contacted by a resident who lives adjacent to the bridge who obtained a petition requesting the County revise the project to remove the decorative urns that are part of the bridge design. The decorative urns and other upgrades to the project such as smart technology lighting elements were requests made by the Village and Palmetto Bay in 2019.</p> <p>December 2024: Construction is underway. 25% completion, old bridge has been removed and currently driving piles for the new bridge.</p> <p>June 27, 2024: Village was advised the entire project was placed on hold. No information on when the project might commence again was provided.</p> <p>January 2, 2024: Notice to Proceed was issued.</p> <p>November 28, 2023: PW Director attended the pre-construction meeting. The NTP will be issued January 2, 2024, however no work on site will begin until after school ends in June. Though the project duration is over 600 days the contractor expects to be completed much sooner (no estimate provided). The MOU between the Village and</p>			

	<p>the County for hand-rail lighting and decorative “urns” is still pending. MOT was discussed with the contractor and was made clear to them that all detours will be via a section line road only.</p> <p>November 13, 2023: The County notified the Village about a mandatory Pre-Construction Conference on November 28, 2023.</p> <p>October 4, 2023: County advised that the Howard Drive Bridge Project (20230013) has been awarded. DTPW is coordinating with the Contractor with relation to insurance and to issue notice to proceed with construction activities prior to the end of October. The project duration is 695 days, we anticipate being completed by September of 2025.</p> <p>September 4, 2023: Received an update about the bridge project from a county representative who advised the project is in process of being awarded to a contractor. County will advise when the Noticed to Proceed is issued.</p> <p>March 2022: According to email communications with the County, nothing new to report about the Bridge Project.</p> <p>September 20, 2021: County advised the project plans are at 90%, and County is working out utility relocations and finalizing right of way issues.</p> <p>September 15, 2021: Village was notified that the bridge project would be delayed for 8 to 12 months from September 15, 2021, due to a conflict with the utility company.</p> <p>June 23, 2020: Public Works Director attended a virtual meeting regarding the bridge replacement. County advised the construction plans for the bridge would be completed in July. Construction is scheduled to commence in the Summer of 2021 and be completed by Spring 2022 (8 months).</p> <p>June 6, 2019: The Village Manager met with representatives from Miami-Dade County to review the details of the SW 136 Street Project, and particularly the bridge replacement. Based on discussions, with Palmetto Bay representatives and the County, project engineers will add lighting elements to the structure with smart technology.</p>			
2	5/1/2021	Village Council	Gary Matzner Park	Office of the Village Manager and Parks and Recreation
Status	<p>July 2026: Anticipate project completion.</p> <p>December 30, 2025: Structure walls have been constructed, and walking path construction continues. Playground equipment is scheduled to arrive mid-January.</p> <p>November 19, 2025: Foundations have been poured and walking path construction has started.</p> <p>September 29, 2025: Tree removal is underway and parking lot excavation and construction of foundation for building has started.</p> <p>September 18, 2025: Contractor commenced work at the future park site.</p> <p>September 15, 2025: WASD provided the final approval for the water permit.</p> <p>September 12, 2025: Village submitted the Opinion of Title to Miami-Dade County for final WASD approval of water connection for the park.</p> <p>September 3, 2025: The Village Manager instructed staff to apply for the foundation permit so that work could commence on property while the WASD permit is finalized.</p>			

August 14, 2025: The County advised of some additional comments for the WASD permit.

August 12, 2025: Village Manager contacted County Mayor's Office to request assistance with a pending permit for the water and sewer connection for the future park.

July 15, 2025: The Village Council awarded construction contract to Coengineers Builders for an amount not to exceed \$3,631,448.04.

March 27, 2025: Village is awaiting WASD approval of the fountain. Permit is 99% approved.

February 3, 2025: The Village Manager contacted FPL representative, Andy Martinez, to request his assistance with ongoing delays with the design for the undergrounding of the electrical on the west side of the property.

November 22, 2024: 100% of plans have been completed. Bid documents are being prepared to let the project in December with a deadline in early February for bid responses. While bid documents are being prepared, the Building and Planning Department will have one last review of all the construction documents.

September 3, 2024: Submitted responses to the permit comments 60% plans to the B&P Department for review.

July 2024: Provided responses of initial permit review to the consultant.

June 2024: Initial review of construction permit plans is ongoing.

April 19, 2024: Village Manager met with the consultants and provided an update.

April 18, 2024: Presentation regarding options for the entry feature of the future park was given to Village Council. The Village Council chose option 3A and directed the undergrounding of all the FPL overhead wires.

April 9, 2024: Village Manager and Parks and Recreation Director met with design consultants to go over the final gateway renderings, prior to presentation at April Council meeting.

March 13, 2024: Village Manager and Parks and Recreation Director met with design consultants.

February 29, 2024: Village Manager reached out to FPL Intergovernmental Liaison to seek assistance in obtaining a "ballpark" estimate for the undergrounding of utilities adjacent to the future park.

February 28, 2024: The Village Manager and Park and Recreations Director met with the design consultants to review revised entry feature concepts.

January 24, 2024: The Village Manager and Parks and Recreations Director met with the design consultants to review revised entry feature concepts. Contact information for FPL representatives to price out undergrounding of electrical lines adjacent to the property was forwarded to the design consultant to include in the construction cost estimate. Entry feature options with different price points will be provided to the Village Council soon.

December 13, 2023: The Village Manager met with representatives from the Miami-Dade Fire Rescue Department and design consultant to review fire rescue

requirements for the property and specifically address the final location of structures on the property.

October 10, 2023: The contract for landscape architect for the development of construction plans was awarded by the Village Council to Keith.

September 13, 2023: The Village Council authorized the Village Manager to negotiate with the number one ranked firm for the completion of the construction plans for development of Gary Matzner Park.

August 24, 2023: Village Manager authorized a partnership with Fairchild Botanical Gardens to begin cultivation of native orchids to be added to Gary Matzner Park landscape next year.

July 2023: The Village will issue a Request for Qualification of Landscape Architects for the completion of the construction plans for the development of Gary Matzner Park in the form of Concept A.

May 9, 2023: Four revised concepts were presented to the Village Council for consideration at the regular Council meeting. The Village Council approved Concept A.

April 2023: Parking study was completed, and information will be incorporated into the new conceptual plans which will be presented to Village Council at the May 2023 meeting.

March 8, 2023: Parking study will be completed and submitted to project engineers for development to final parking needs for the conceptual drawings.

February 28, 2023: The Village commenced a parking study of Evelyn Greer Park and Suniland Park to establish a baseline for pickleball court and playground parking needs.

February 16, 2023: Parks and Recreation Director met with the Swan Lake Homeowners Association.

January 31, 2023: Parks and Recreation Director Robert Mattes met with adjacent homeowners to present the latest design concepts.

December 13, 2022: Additional designs were submitted to the Village Council for its consideration. Council directed that staff provide design options that looked at possible placement of the parking lot off SW 65 Ct. Council also directed staff meet with adjacent residents for additional input on the final project.

November 8, 2022: The conceptual designs were presented to the Village Council during its regular meeting for its consideration. Council directed that additional designs be developed that were more natural and passive.

September 7, 2022: The Village is hosting a community meeting to present the results of the Gary Matzner Park survey at Evelyn Greer Park. Residents will be afforded the opportunity to provide additional input for the design team.

August 24, 2022: The Village initiated a community survey to obtain input regarding the elements that would be included in the conceptual design of the park. The deadline for submitting the survey responses was on this date. 956 survey responses were received and are being analyzed by the design team.

July 11, 2022: Award of the contract for development of the conceptual design of the park.

	<p>April 2022: The Village will advertise request for qualifications for the development of a conceptual design for the park.</p> <p>February 8, 2022: Village Council approved the Parks and Recreation Master Plan.</p> <p>January 2022: Parks and Recreation Master Plan on Village Council agenda for consideration, but further information was requested.</p> <p>November 2021: Anticipate putting out a request for qualifications to pick a consultant to develop a conceptual design for the Gary Matzner Park.</p> <p>October 15, 2021: Commencement of final landscaping improvements to the site. The site will be used for potable water project staging.</p> <p>October 4, 2021: Director Mattes met with landscaping company to walk the property to review landscaping needs and receive a quote to provide safe open space and remove any dead trees and vines.</p> <p>September 1, 2021: Demolition of all the structures on the property have been completed. One electric service pole remains on the property.</p> <p>May 6, 2021: Asbestos inspection was conducted ahead of demolition.</p> <p>May 5, 2021: Contract for demolition has been awarded. Awaiting FPL disconnection of utilities and asbestos survey.</p> <p>April 28, 2021: The Village received proposals for demolition of the structures on the park property.</p>			
3	11/9/2021	Village Council	Kendall Drive Shared Use Path	Public Works Department
Status	<p>January 2026: Anticipate 100% completion of the path and vegetation installation. Project has been delayed due to rain and Miami-Dade Water and Sewer delays.</p> <p>January 14, 2026: Segment 1 is complete. Segment 4 is complete except for the relocation of the hydrant that was waiting for a part to be delivered. WASD informed us yesterday that the part arrived and will be scheduling the relocation. Segment 2 demolition is complete, and paving is planned for this week. Segment 3 demolition is complete and grading has started, but the work was temporarily stopped to investigate archeological find.</p> <p>December 1, 2025: Raised crosswalk design commenced. Segment 1 and Segment 4 have been paved and trees installed. Segment 4 has been sodded. Segment 2 demolition of the existing sidewalk is underway.</p> <p>September 30, 2025: Commencement of 2nd segment of the project. 45% of the project is completed.</p> <p>September 2025: 40% completion of project. Project has been slightly delayed due to underground work with hydrants and other utilities at Beth Am site.</p> <p>September 3, 2025: Village Manager instructed PW Director to obtain a proposal for design of the raised crosswalk for the KSUP.</p> <p>August 2025: Village began to plant trees on the north side of Kendall Drive to augment tree canopy.</p> <p>July 1, 2025: Construction commenced.</p>			

June 6, 2025: Village representatives, FDOT representatives and contractor will meet to review the details of project implementation.

April 2025: Village Council awarded construction contract to lowest bidder.

January 29, 2025: Revised bid package was sent to FDOT to approve re-advertisement of the bid. Once approval to re-advertise is issued, the project will be re-bid.

January 8, 2025: Bid document was submitted to FDOT for pre-approval of bid results. FDOT did not give concurrence to award. Village will need to rebid the project

December 21, 2024: The Village solicited the missing documents from the two respondents but only received the missing documents from one of the bidders.

December 20, 2024: Invitation to Bid deadline. The Village received two bids that were missing required documents. The Village solicited the documents from the two companies

November 22, 2024: Mandatory pre-bid meeting was held.

August 2024: 100% approval of plans by FDOT. Project will be put out to bid in November.

March 19, 2024: Council accepted maintenance map addressing the area in front of Temple Beth Am.

February 2, 2024: Consulting engineers will submit 100% plans to FDOT for review once the environmental study is completed by February 15th. PW Director has met personally with all residents that requested a meeting following a letter from PW inviting to meet with the director.

January 2023: Design plans are 100% completed. Environmental Study is underway.

December 2023: A Bonnier Bat study was requested by FDOT as part of the permit review process. The study is underway.

November 2023: Public Works Director commenced appointments with immediately adjacent homeowners to review the final draft of the landscape plan for the project. Final plans will be submitted to the Florida Department of Transportation.

September 15, 2023: Public Works Director Mendez submitted 90% plans to FDOT for comments.

August 2023: If any changes are necessary to finalize the landscape plans after the resident meetings, Florida Department of Transportation will need to review the final draft before submittal of those documents to Miami-Dade County Public Works for final permit approval.

June 12, 2023: Village receives comments from the Florida Department of Transportation.

April 2023: Plans have been submitted to Miami-Dade County Public Works and FDOT for review and comments.

March 30, 2023: Anticipate completion of the construction documents. Once plans are completed, they will be submitted to Miami-Dade County Public Works and Florida Department of Transportation for review and comments.

	<p>March 15, 2023: Public Works Director Mendez will commence appointments with individual homeowners to review the landscape plan for the project to make final adjustments as requested.</p> <p>November 15, 2022: Community meeting was held to provide residents with a second opportunity to provide input on the project design.</p> <p>October 28, 2022: The Village Manager sent letters out to affected residents and petitioners providing a project update with facts about latest draft plans and providing a date for review of the 60% plans in a community meeting.</p> <p>October 25, 2022: The Public Works Director received the draft final project plans.</p> <p>October 11, 2022: The Office of the Village Clerk received a petition opposing the project.</p> <p>September 25, 2022: Public Works Director will coordinate a meeting with the affected residents to review the 60% plans. Letter will be sent out to residents detailing the impact of the project including number of trees to be removed, relocated and replaced.</p> <p>September 7, 2022: Public Works Director received revised plans. Plans will be forwarded to the Parks and Recreation Department for coordination with the Gary Matzner Park conceptual design consultant.</p> <p>June 22, 2022: Affected resident meeting to review preliminary design will be held in mid-June.</p> <p>June 2, 2022: Public Works Director will be meeting with the design consultants.</p> <p>February 1, 2022: Agreement was executed, and work has begun. Process, including public meetings, is expected to take approximately 12 months.</p> <p>January 2022: Attorneys on both sides are reviewing the agreement.</p> <p>December 6, 2021: The Village Attorney is currently reviewing the contract document.</p> <p>November 9, 2021: The Village Council authorized the Village Manager to enter into an agreement with Kimley Horn Associates, Inc. for the design of the Kendall Drive Shared Use Path.</p>			
4	1/11/2022	Village Council	Coral Pine Park Phase 2	Parks and Recreation Department
Status	<p>March 2026: Anticipate 100% completion.</p> <p>February 2026: Revised date for substantial completion due to some delays with the design of the deck.</p> <p>January 2026: Anticipate construction completion. The December 2025 completion date was pushed back one month due to delays in additional drainage improvements that were added as a change order.</p> <p>September 29, 2025: Roof has been installed. Construction of the walking path is underway. Interior spaces are under construction. Trellis system by the tennis courts has been installed. Coral rock is being installed on the building.</p> <p>June 2025: To date, all the structural components of the job have been completed, and the contractor has shifted to work on interior finishes. The new pickleball court has been poured and currently the contractor is completing the work in the parking lot. The project is 60% completed and still on target to be completed in January 2026.</p>			

January 2025: Construction project commenced. The old structure was demolished.

December 2024: Miami-Dade County review by Department of Health, Water and Sewer Department and Department of Environmental resources was completed.

November 22, 2024: Demolition permits are in process.

September 26, 2024: Village Manager held the pre-construction meeting and the Notice to proceed will be issued within the week.

August 27, 2024: Construction of the project was awarded to Waypoint Contracting by the Village Council.

May 23, 2024: Bid proposal was received by the Village. A budget shortfall of \$2.2 Million to complete the project will require reassessment of the project.

April 22, 2024: Project out to bid.

March 8, 2024: Building and Planning Department provided final comments for the permit.

February 2024: Expect permit review process will be completed and the project will be put out to bid.

January 2023: Permit review process is still ongoing.

December 2023: The project has been submitted to the Building and Planning Department for permit review prior to issuance of the final Invitation to Bid.

November 1, 2023: Consultant advised permitting comments are in the process of being addressed on the plans. Anticipate having the final set of plans for permit submittal on December 1.

September 20, 2023: Submitted plans for permitting review. Once permits are pulled, the project will be put out to bid.

August 30, 2023: 100% completion of construction design plans. Bid will be let for construction of the project.

June 2023: Received 60% Plans for the construction design. Consultant advised to complete the last phase of design work.

May 9, 2023: Council approved bond/bank loan to pay for construction of project. Council approved the change order for the design of the Coral Pine Park to accommodate additional services including the addition of drawing for optional pickleball courts and parking lot improvements.

March 2023: Expect completion of the 30% design documents and schedule a meeting with the community to review the 30 % draft document.

November 30, 2022: In 2014, Village Council adopted the Coral Pine Park Master Plan and divided the construction of the approved improvements into two phases. Phase 1, which included a new tennis center and playground, was completed in 2016. This project is for the design of Phase 2 which includes a new 900 square foot multi-purpose room. The design and construction documents are in its final stages and are expected to be completed in early December.

April 12, 2022: The Village Council approved execution of the contract with AECOM.

	January 11, 2022: The Village Council authorized the Manager to negotiate with #2 ranked firm AECOM for development of construction design plans for phase 2 of Coral Pine Park improvements.			
5	9/1/2023	Village Council	Veterans Wayside Park Improvements	Parks and Recreation Department
Status	<p>February 2026: Project completion likely delayed for one month due to an issue with the fabrication of the playground equipment.</p> <p>January 2026: Anticipate project completion. December 2025 project completion was pushed back one month due to delays at DERM.</p> <p>September 29, 2025: Contractor has commenced construction of the perimeter wall and installation of the landscaping lighting.</p> <p>August 25, 2025: Final permit was approved and construction commenced.</p> <p>June 2025: Permitting review continues. DERM has some review comments that require additional calculations for stormwater drainage issues.</p> <p>May 13, 2025: Held a pre-construction meeting.</p> <p>March 11, 2025: Council awarded construction bid to M&J Construction.</p> <p>February 4, 2025: Bids received are under review by the design consultant.</p> <p>January 22, 2025: Deadline for the Invitation to Bid. The Village received three bids.</p> <p>October 17, 2024: Construction project was put out to bid.</p> <p>September 17, 2024: Council discussed the project design and estimated costs.</p> <p>February 29, 2024: Contract was executed.</p> <p>February 13, 2024: Council awarded the contract for design of construction plans.</p> <p>November 14, 2023: Council authorized Village Manager to negotiate a price for the development of construction plans for improvements to Veteran’s Wayside Park.</p> <p>October 27, 2023: Received responses to RFQ.</p> <p>October 2, 2023: New RFQ for Landscape Architect was issued.</p> <p>September 27, 2023: Received one response for the Request for Qualification for a landscape architect. Will issue a new RFQ.</p> <p>September 7, 2023: Issued a Request for Qualifications for a landscape architect to develop the construction documents for improvements to Veteran’s Wayside Park.</p>			
6	1/25/2024	Village Council	Aleyda Mas Park	Parks and Recreation Department
Status	<p>May 2026: Anticipate commencement of construction.</p> <p>March 2026: Anticipate Village Council award of construction bid.</p> <p>January 2026: Anticipate putting out the Invitation to Bid.</p> <p>November 2025: 60% plans completed.</p> <p>September 29, 2025: Replacement of roof has commenced. Anticipate completion of the roof by the first quarter of the new calendar year.</p> <p>September 12, 2025: Termite treatment has been completed.</p>			

	<p>June 2025: Construction drawing phase commenced for the completion of the final construction plans.</p> <p>May 13, 2025: Presentation of design concepts to the Village Council and selection of final plan. And the Village Council selected the final concepts.</p> <p>February 2025: Consultants to develop the design concepts to be presented at a future date to the Village Council.</p> <p>February 12, 2025: The Village hosted a community meeting to present the results of the Aleyda Mas Park survey at Leslie Bowe Hall. Residents were afforded the opportunity to provide additional input for the design team. Site analysis and feasibility studies to be completed.</p> <p>December 20, 2024: The Community Survey will be completed.</p> <p>November 17, 2024: The Village initiated a community survey to obtain input regarding the elements that would be included in the conceptual design of the park.</p> <p>October 31, 2024: Village Manager and Parks and Recreation Director held a Master Plan Kick-Off Meeting with the consultant team.</p> <p>September 26, 2024: Awaiting return of executed contract and acceptance of Notice to Proceed.</p> <p>September 10, 2024: Council awarded contract for development of the Master Plan.</p> <p>June 11, 2024: Council authorized the Village Manager to negotiate a contract with Urban Robot Associates.</p> <p>March 12, 2024: A Request for Qualification was posted to develop the Master Plan for the park.</p> <p>February 2024: Physical evaluation of the existing buildings and recommendations for immediate repairs on property are being analyzed.</p> <p>January 24, 2024: The Village closed on the property.</p>			
7	4/8/2025	Village Council	Ludlam Roadway and Shared Use Path Project	Public Works Department
Status	<p>June 2026: Anticipate roadwork project commencement.</p> <p>April 2026: Anticipate award of the roadwork construction contract. Anticipate completion of the design for the Shared Use Path project and commencement of FDOT permitting review of the plan.</p> <p>February 2026: Roadwork project will be bid.</p> <p>January 2026: Anticipate completion of the construction plans for the roadwork.</p> <p>November 2025: Anticipate having the preliminary layout and 30% plan submittal with design concept layout.</p> <p>June 30, 2025: Public Works Director met with Kimley Horn representatives on-site for “field visit” and walked the six mile stretch of Ludlam. Consultants are in the process of collecting data and conducting roadway pavement structural tests and surveys.</p> <p>May 22, 2025: Contract was executed and Notice to Proceed was issued. This project has an 18-month completion schedule and includes 8 Tasks that must be accomplished</p>			

during that timeframe including FDOT LAP and ERC Coordination as well as a public involvement opportunity.

April 8, 2025: Village Council awards the design contract to Kimley Horn.

February 11, 2025: Village Council authorized the Village Manager to negotiate a contract with the number on ranked firm, Kimley Horn.

January 22, 2025: Selection Committee held in-person presentations from the five submitting firms.

November 30, 2024: Two-step process for selection of the consulting firm commenced.

November 18, 2024: Deadline for Request for Qualifications. Five proposals were received.

October 24, 2024: Request for Qualifications was issued for construction plan design services for the Ludlam Roadway and Shared Use Path Project.

September 10, 2024: The 2024 Strategic Plan established new Policy 4.4 to explore waterfront pocket park on 67th Avenue and Snapper Creek in conjunction with the Miami-Dade County Ludlam Trail Project and the Village’s SUP Project.

June 30, 2023: Mayor Corradino receives correspondence from FDOT advising that the Ludlam Shared Use Path project has been added to the state’s 2023 TPO Priority List for funding from FDOT in the amount of \$1 million and programmed to be paid in FY 2027.

June 8, 2021: The 2021 Strategic Plan which covers the period of 2021-2025 was adopted by the Village Council. Strategic Plan Policy 7.3 established a project commencement goal for 2025 to design and construct the 67 Avenue Shared Use Path to create a link with the Snapper Creek Trail that connects to the Underline, Ludlam Trail and Old Cutler Trail.

Below is a status update on lien mitigation request cases that have been adjudicated by the Village Council but have not been released.

Case Name and Information	Council Mitigated Amount	Deadline	Mitigation Paid	Lien Released
Pinecrest 6305, LLC 6305 SW 128 Street	Village Council did not mitigate the fine amount (2/13/24). Applicant entered into a settlement agreement with the Village that provides a two-year payment schedule. Owed as of 1/13/26, \$198,527.50	1/10/27	\$114,452.35	
6760 SW 124 Street	Village Council did not mitigate the fine amount (12/10/24). Interest continues to accrue until payment is received. Owed as of 1/13/26, \$119,692.97		\$30,000.00	

Below is a list of all capital project contracts awarded by the Village Council for the calendar year 2024 and 2025 worth more than \$50,000.

CALENDAR YEAR 2024			
Awarded Contractor	Principal(s)	Project Name	Awarded Amount
Metro Express	Delio Trasobares, President	Milling & Paving SW 96 Street (72 Ave to West Terminus)	\$114,338.00
Lunacon Construction Group	Emilio Criado, President Patricia Bonilla, CEO	Pinecrest Gardens Lakeview Terrace and Ramp Renovation	\$1,479,700.00
J&H Painting Services, Inc	Mike Scollo, President Elia Scollo, Vice President	Pinecrest Municipal Center Exterior Improvements	\$79,672.00
Metro Express	Delio Trasobares, President	57 Avenue Sidewalk Installation (94 Street to 88 Street)	\$58,575.00
Waypoint Contracting Inc.	Jorge Lopez, President, Manuel Vecin, Director	Coral Pine Park Phase 2 Improvements	\$5,695,000.00
Arrow Asphalt & Engineering	Shawn Otoole, President Jonathan Rauser, VP Aleksandr Munits, Secretary	Red Road & Bella Vista Road Mill and Resurface Project	\$53,720.70
Gemstone Builders, LLC	Eric J Stern, Owner Julia Bilia, Registered Agent Mordechai Bilia, VP	Pinecrest Gardens Whilden-Carrier Cottage Steps and Ramp Construction	\$57,625.00
Arrow Asphalt & Engineering	Shawn Otoole, President, Jonathan Rauser, VP Aleksandr Munits, Secretary	Suniland Annex Milling and Resurfacing Project	\$104,615.02
Nature's Dream Landscape Inc.	Raimundo Rueda, CEO Maria Trucco, President	Howard Drive Median Landscape Improvements	\$71,959.00
Axcex Media LLC	Lesnier Gonzalez, Territory Director Yoedvin Vazquez, CEO & Owner	Pinecrest Gardens Lower Garden Electrical Upgrades	\$199,408.88
Hahn Construction Engineering Contractors, Inc.	Michael Hahn, President Ricky Hahn, VP	69 Avenue Drainage Project	\$291,258.60
Arrow Asphalt & Engineering	Shawn Otoole, President, Jonathan Rauser, VP Aleksandr Munits, Secretary	66 Ave and 104 Street Mill and Resurface Project	\$69,324.10

CALENDAR YEAR 2025			
Awarded Contractor	Principal(s)	Project Name	Awarded Amount
Star Paving Corporation	Abel T. Mendez, President	Sidewalk Flag Replacement Project	\$104,950.00
Hartec Group	Maurice Hardie, President Garrett Hardie, VP	SW 130 th Terrace Cul-De-Sac Drainage Project	\$97,000
Metro Express	Delio Trasobares, President	Miscellaneous Sidewalk, Milling and Resurfacing	Amount Not to Exceed Budget
M & J Consulting Group	Marta de Luna, President Cesar de Luna, VP	Veterans Wayside Park Improvements Project	\$897,000.00
Atlas Apex Roofing	Henry Gembala, President William Hickman, Manager	Aleyda Mas Park Roof Project	\$493,538.46
SC Contractors	Sandra Chacon, Owner	Sidewalk Flags Replacement 2 nd Phase Project	\$66,446.00
Parsa Corporation	Hesam Sadi, President	Kendall Shared Use Path Project	\$1,434,457.50
Kimley Horn	Lefton, Steven E. Lefton, President and CEO David McEntee, VP and Treasurer	Ludlam Road Right-of-way and Shared Use Path Design Project	\$1,049,837.02
Rogar Management	Javier Rodriguez, Manager	Sidewalk Flags Replacement 3 rd Phase Project	\$79,688.00
Headley Construction Group	Thomas L. Headley, President and Treasurer Christopher E. Headley, Secretary	72 nd Avenue Drainage Improvement	\$107,265.00
Alta Quality Builders	Moises Montanez, President	Nursery Building at Pinecrest Gardens	\$368,476.00
Basile USA	Luigi Basile, President Alexis, Lopez, Manager	C100 DN-1W Drainage Improvements Phase 1	\$2,416,369.91
Metro Express	Delio Trasobares, President	C100 DN-1W Drainage Improvements Phase 2	\$3,315,765.00
Ballpark Maintenance, Inc.	Kevin Hardy, President and CFO	Suniland Park Multipurpose Field Renovation	\$294,692.00
Coengineers Builders	Jaime Ocampo, CEO/General Manager	Gary Matzner Park Development Project	\$3,631,448.04
Dion Generator Solutions	Michael Louis Dion, Registered Agent	Municipal Center Generator Replacement Project	\$136,734.62
Vittorium Design	Jose Santana, CEO	Pinecrest Gardens Banyan Bowl Restroom Renovation Project	\$150,000.00

Rep Services, Inc.	Nathan Almon, President Roberty Geary, Vice President	Veterans Wayside Park Playground	\$374,946.35
--------------------	---	-------------------------------------	--------------



DATE: January 5, 2026

TO: Yocelyn Galiano, ICMA-CM, Village Manager

FROM: Trina Sargalski, Pinzur Communications

RE: November 22, 2025 - December 22, 2026 - Monthly Report

Attached for your information, please find the monthly report for the Communications Division. This report provides information about noteworthy department achievements, as well as performance metrics data for the prior month or fiscal year. The division measures performance against national communication standards for government (in relation to Village activity) and for the travel and leisure industry (in relation to Pinecrest Gardens).

HOW COMMUNICATIONS EFFORTS IN THE PAST MONTH HELPED ADVANCE STRATEGIC GOALS

This section advances some key highlights of how the Communications Department helped advance strategic goals. It is not an exhaustive list.

Objective 5.2: Expand composting program (Environmental & Economic Sustainability)

- Secured major media coverage: Miami Herald, WLRN, MSN highlighting Pinecrest Elementary pumpkin composting program (see list further below on document) and mention of Village's compost program, which builds awareness among residents and in the broader community
- Generated multiple social media mentions by Miami Herald
- Positioned Pinecrest as environmental leader in waste reduction education

Objective 1.3: Increase website usage

- Village website traffic up 12.96% (10.8k to 12.2k users)
- Pinestein engagement increased 15% (113 to 130 residents, 138 to 174 questions)
- Created new 2026 content plan which includes weekly content driving residents to helpful website resources (Pinestein, permits, electronic forms) starting in January 2026

Objective 1.4: Communications Plan focused on quality of life

- Developed 2026 content strategy linking all messaging to quality-of-life priorities
- Built 30th Anniversary campaign framework emphasizing founding promises around responsive government

Objective 1.8: Enhance civic engagement

- Created new 2026 content plan, which includes new resident spotlight series for 2026, regular volunteer web page updates and volunteer callout posts
- Social engagement rates exceeded national benchmarks by 2.55% (Instagram) and 2.62% (Facebook) this past month
- Created standard operating procedure for community engagement by Comms Team, facilitating faster, more consistent responses to residents across social media, community boards and email.

Objective 6.2: KSUP construction communications

- Drafted communications strategy for Q1 2026 completion rollout
- Monitoring resident concerns through social channels to inform FAQ development

PERFORMANCE METRICS

The following table provides the prior month's engagement rate for the different social media platforms the Village utilizes and for its email campaigns. Aside from quantitative information on the number of emails sent, the table provides email open rates and click-through rates, as well as comparisons to current national benchmarks.

PINECREST AVERAGE ENGAGEMENT RATES - GOVERNMENT			
Social Media			
Platform	National Standard	Pinecrest	Difference
Instagram	1.48%	4.03%	+2.55%
Facebook	1.87%	4.49%	+2.62%
Email			
Open Rate	47.11%	41.4%	-5.71%
Click-Thru Rate	4.3%	2.1%	-2.2%
Quantity Sent for Month	-	11	-

Note: Pinecrest's social media engagement continues to perform well, with Instagram at 4.03% and Facebook at 4.49%, both significantly above national standards of 1.48% and 1.87% respectively. While engagement rates decreased slightly from the previous month, likely due to reduced holiday-season activity, both platforms demonstrated audience growth of approximately 2% compared to industry averages, indicating sustained community interest and expanding reach.

Email performance also showed positive momentum this month. Open rate was sustained from the previous month. The average click-through rate (CTR) is **2.1%**, a slight decrease from last month's **3%** and below the national standard of **4.3%**. This may be due to an increase in the number of emails sent, which will be taken into account when planning future months' content. Building and Planning content outperformed Meeting Notices, General Info and Monthly E-news.

The highest-performing recent campaigns were


- 🚧 **No Construction Work During Holidays - Village Code Reminder**, which achieved a **55% open rate** with a **3% click rate**,
- 🎉 **Highlights from the 2025 State of the Village**, which achieved a **43% open rate** with a **3% click rate**,
- 📣 **December Village Council Meeting Advance | December 9, 2025** achieved a **43% open rate** with a **3% click rate** and
- 🚧 **Project Update: Miami-Dade County bridge work on SW 136 Street**, which reached a **42% open rate** with a **2% click rate**.

The following table provides the prior month's engagement rates for the different social media platforms Pinecrest Gardens utilizes, as well as its email campaigns, along with the quantity of emails, email open rates, and click-through rates.

PINECREST GARDENS AVERAGE ENGAGEMENT RATES – TRAVEL & LEISURE			
Social Media			
Platform	National Standard	Pinecrest Gardens	Difference
Instagram	0.95%	2.63%	+1.68%
Facebook	1.01%	2.01%	+1%
Email			
Open Rate	43.79%	49%	+5.21%
Click-Thru Rate	1.72%	6%	+4.28%
Quantity Sent for Month	-	12	

Note: Pinecrest Gardens' social media engagement continues to perform above national benchmarks, with Instagram at 2.63% and Facebook at 2.02%, compared to benchmarks of 0.95% and 1.01% respectively.

Email campaigns also continue to outperform national benchmarks. The highest-performing recent campaigns include

- **Saturday, December 20: Soulful R&B Holiday Music and Festive Lights** with a **58% open rate** and **6% click rate**,
- **A Soulful Jazzy Holiday Awaits** achieving a **36% open rate** and **3% click rate**, and
-  **Mark Your Calendars: Your December Guide to Pinecrest Gardens** reaching a **42% open rate** and **3% click rate**.

COMPLETED AND ONGOING CAMPAIGNS

The following list provides the more noteworthy information campaigns that were managed by the Communications team for the prior month.

NOVEMBER 22 - DECEMBER 22, 2025	
COMPLETED CAMPAIGNS	
1.	Nights of Lights/ Holiday Music Concerts
2.	SW 136 Street Bridge Now Open
3.	Pinecrest Police: Holiday Safety
4.	No Construction/Landscaping
ONGOING CAMPAIGNS	
1.	30th Anniversary of VOP
2.	Music Series at Pinecrest Gardens
3.	Parks and Recreation Events: FitCrest 5K, Car Show, Bike Day
4.	KSUP (Planning)
5.	Veterans Wayside
6.	Gary Matzner and Coral Pine Park
7.	Sustainability

EMAIL SUBSCRIPTIONS

Email subscriptions dropped from 30,870 in November to 30,473 in December. This reflects a reporting change, not subscriber loss. We removed two administrative lists (Landscaping and Building/Planning Active Permits) that push notifications to property owners but don't represent genuine opt-in subscribers. If the same methodology was applied to November, the count would yield approximately 30,383 subscriptions, indicating December's subscriptions actually grew (by 90). Our subscriber count now accurately reflects active, engaged residents across core topics: Meeting Notices, General Info, Monthly E-News, Parks and Recreation, Pinecrest Gardens, Police, Public Works, and voter information.

VILLAGE		
Month	New Subscriptions	Total Subscriptions
December 2025	-	30,473
November 2025	+36	30,870
October 2025	+238	30,834

September 2025	-36	31,072
August 2025	+475	31,108
July 2025	+192	30,633
June 2025	+346	30,441
May 2025	+301	30,095
April 2025	+583	29,794
March 20, 2025	+387	29,597
February 2025	+766	29,210
January 2025	+269	28,444
December 2024	+382	28,175
November 2024	-564	27,793
October 2024	+293	28,357
September 2024	+957	28,064
August 2024	+606	27,107
July 2024	+304	26,501
June 2024	+7,533	26,197
May 2024	+117	18,664

PINECREST GARDENS		
Month	New Subscriptions	Total Subscriptions
December 2025	+1,812	27,791
November 2025	+830	25,979 (894 deleted subs)
October 2025	+756	26,113
September 2025	+255	25,601 (315 deleted subs)
August 2025	+871	25,945
July 2025	+1560 (884 from Music series, Past Single Show)	25,245
June 2025	+318	25,347
May 2025	+245	25,094
April 2025	+234	24,688
March 20, 2025	+35	24,613
February 2025	+832	24,578
January 2025	+70	23,746
December 2024	+310	23,676
November 2024	+1,495	23,366
October 2024	+79	21,871
September 2024	+688	21,792
August 2024	+142	21,104
July 2024	+163	20,962
June 2024	+261	20,799
May 2024	+80	20,538

WEBSITE METRICS- November 22, 2025 – December 22, 2025

Village

Total website users during this period: **12.2k**, with **10.2k** from the U.S. and others. This is a **12.96% increase** in total users from last month (10.8k users).

Top Three Pages on the VOP Website are the Home Page, Government/Building, and /Government/Parks-Recreation/Parks-and-Facilities/Coral-Pine-Park

During this time, the top three sources of traffic (by session) to the Village's website were Google Search and Bing (10.8k), Direct Visit (typing in website address) (4.8k), and Referral - 192.168.6.1:8880 (624).

Pinecrest Gardens

Total website users during this period were **25.3k**, with **23.7k from the U.S.**, and others coming from countries like the United Kingdom, Germany, Canada, Sweden, and more. This is a **93.13% increase in total users** from last month (**13.1k users**).

The Top Three Pages on PG's Website during this time were Nights of Lights, Home Page, and Events Listing.

During this time, the top three sources of traffic (by session) to the Gardens' website were Google Search (18.2k), Direct Visit (typing in website address) (7.8k), and Paid Social (3.2k).

Referral traffic to Pinecrest Gardens totaled 1.7k visits. Top sources of referral traffic included miamiandbeaches.com (596), miamionthecheap.com (114) and timeout.com (98)

PINESTEIN METRICS

In November 2025, 130 residents engaged with Pinestein, compared to 113 in October. There were 174 questions asked in November compared to 138 in October.

POST PERFORMANCE REPORT

Note: *The highest-performing post (across Pinecrest Gardens and Village of Pinecrest's platforms) was a feature of Sergio's Grand Opening in Pinecrest that reached 14,146 people, compared to November's highest post reach at 21,245 people which stemmed from public safety content about an incident that was heavily featured on the news. As a result, it generated exceptional engagement beyond typical patterns. This reporting period spanned Thanksgiving preparation and holiday activities, when community attention naturally shifts to seasonal priorities. Both Instagram and Facebook platforms grew in followers during December, demonstrating continued audience expansion.*

Top Performing Posts for This Month:

(VOP):

- [Sergio's Grand Opening \(14.1k\)](#)
- [SW 136th Street Bridge Update \(5.6k\)](#)
- [SW 136th Street Bridge Opening \(5.5k\)](#)

(PG)

- [Walter Mercado and Sneaker Stories \(4.3k\)](#)
- [Nights of Lights: Chino Nuñez \(1.7k\)](#)
- [Nights of Lights Opening \(1.6k\)](#)

BROADCAST MEDIA MENTIONS

- *Walter Mercado: Fe, Esperanza y Amor*
 - WSCV-TV (Miami, FL) - Conectados con Daisy
 - [Aired on December 13, 2025 at 11:26 AM](#)
 - WSCV-TV (Miami, FL) - Acceso Total
 - [Aired on December 10, 2025 at 11:40 AM](#)
 - [Aired on December 12, 2025 at 11:35 AM](#)
- South Florida Live - Nights of Lights
 - [Aired on December 19, 2025 at 12:30 PM](#)
- CBS News - Nights of Lights (Mentioned in Weather Report)
 - [Aired on December 20, 2025 at 10:17 AM on WFOR-TV](#)
 - [Aired on December 20, 2025 at 9:15 AM on WFOR-TV](#)
- Local 10 News - Humane Peacock Management
 - [Aired on December 7, 2025 at 10:51 PM](#)

FYI

- The CW South Florida - featuring Mary Crippen, teacher at Pinecrest Elementary
 - [Aired on December 9, 2025 at 1:52 AM](#)
 - [Aired on December 9, 2025 at 12:35 AM](#)
- WPLG-TV - Local 10 News-Scooter Hit-and-Run in Brickell (happens to be Pinecrest resident and husband of actress)
 - [Aired on December 18, 2025 at 6:00 PM](#)

DIGITAL MEDIA MENTIONS

(VOP)

- **MSN:** [Rotting pumpkins stink for the environment. Miami schools teach kids how to reduce the impact.](#)
- **Miami Herald:** [Rotting pumpkins stink for the climate. Miami schools teach kids how to reduce impact](#)
- **WLRN:** [Rotting pumpkins stink for the environment. Miami schools teach kids how to reduce the impact](#)
- **Miami's Community News:** [Pinecrest students transform pumpkins into compost at inaugural event](#)
- **Miami's Community News:** [Lace Up for the Fifth Annual FitCrest 5K Powered by Baptist Health](#)
- **Miami's Community News:** [Holiday Safety Tips from the Pinecrest Police Department](#)
- **Local 10:** [South Florida veterinarian teams up with city of Pinecrest to control peacock population](#)
- **Spot On Florida:** [South Florida veterinarian, city of Pinecrest team up to control peacock population](#)
- **Newsbreak:** [Humane Peacock Mitigation Program Gains Media Attention](#)
- **Newsbreak:** [Pinecrest students transform pumpkins into compost at inaugural event](#)

FYI:

- **Miami Herald:** [Husband of '2 Fast 2 Furious' actress arrested in Gables hit-and-run, police say](#)
- **Miami's Community News:** [A New Destination in Pinecrest: Grant Miller here at Sergio Grand Opening](#)
- **Miami's Community News:** [Husband of '2 Fast 2 Furious' actress arrested in Gables hit-and-run, police say](#)
- **Spot On Florida:** [Husband of 'Sin City' actress Devon Aoki facing charges after hit-and-run in Coral Gables \(Video\)](#)

- **The Palmetto Partner:** [Composting Beyond Campus: How Pinecrest Gardens Inspires the Palmetto Community](#)
- **Miami New Times:** [15 Most Anticipated Miami Restaurant Openings of 2026 \(H&H Bagels\)](#)

(PG)

- **Miami Herald:** [These shows and events should be on your Miami Art Week agenda](#) (Walter Mercado exhibition)
- **El Nuevo Herald:** [Agenda cultural de Miami: desde Andrea Bocelli y Feid hasta obras en Coral Gables, conciertos candlelight y festivales en Miami Beach](#) (Candlelight Concert)
- **El Nuevo Herald:** [Los 5 mejores planes para brillar entre luces en Miami](#) (Nights of Lights)
- **Yahoo Noticias:** [Los 5 mejores planes para brillar entre luces en Miami \(Nights of Lights\)](#)
- **Yahoo Life:** [These shows and events should be on your Miami Art Week agenda](#) (Walter Mercado)
- **Diario Las Americas:** [Lo que presenta la escena en Miami esta semana \(Nights of Lights, Sneaker Stories\)](#)
- **Diario Las Americas:** [Lo que presenta la escena en Miami esta semana](#) (Nights of Lights)
- **Secret Miami:** [Destiny's Child Discography Gets A Classical Remake At This Candlelit Concert In Miami — And It'll Only Be In Town For One Night](#)
- **Miami New Times:** [Where to See Christmas Lights and Holiday Displays in Miami](#) (Nights of Lights)
- **Time Out Miami:** [Pinecrest Gardens' Nights of Lights](#) (Nights of Lights)
- **The Miami Guide:** [Nights of Lights Turns Pinecrest Gardens into an After-Dark Holiday Experience](#) (Nights of Lights)
- **Le Courrier de Floride:** [Noël 2025 : Les endroits les mieux décorés à voir en sud Floride \(Miami, Broward, Palm Beach, Naples et Tampa\)](#) (Pinecrest Gardens)

- **Le Courrier de Floride:** [Les festivals à Miami et en Floride en janvier 2026](#) (Pinecrest Gardens)
- **Le Soleil de la Floride:** [MAGIE DES FÊTES : INNOMBRABLES ACTIVITÉS !](#) (Nights of Lights)
- **Miami's Community News:** [Michael Miller Meets with Cristina Blanco of Pinecrest Gardens](#) (Pinecrest Gardens)
- **Miami's Community News:** [Pinecrest Gardens turns into after-dark holiday experience](#) (Nights of Lights)
- **Miami's Community News:** [Magic After Dark: Nights of Lights Returns to Pinecrest Gardens December 5-28](#) (Nights of Lights)
- **Miami's Community News:** [Christmas time is here](#) (Nights of Lights)
- **Miami's Community News:** [Music in the Gardens, Holiday Lights and more at Pinecrest Gardens](#) (Nights of Lights)
- **Caribbean National Weekly:** [Christmas events to check out across South Florida](#) (Nights of Lights)
- **Spot On Florida:** [Pinecrest Gardens turns into after-dark holiday experience](#) (Nights of Lights)
- **Spot On Florida:** [Magic After Dark: Nights of Lights Returns to Pinecrest Gardens December 5-28](#) (Nights of Lights)
- **Spot On Florida:** [Michael Miller Meets with Cristina Blanco of Pinecrest Gardens](#) (Pinecrest Gardens)
- **Spot On Florida:** [Music in the Gardens, Holiday Lights and more at Pinecrest Gardens](#) (Nights of Lights)
- **South Florida Family Life:** [South Florida Family-Friendly Holiday Events 2025](#) (Nights of Lights)
- **Coconut Groves Spotlight:** [Twinkle Lights and Questionable Decisions](#) (Nights of Lights)
- **Coconut Grove Spotlight:** [Skip the Travel Drama, Stay for the Fun](#)
- **Premiere Guide Miami:** [Nights of Lights Turns Pinecrest Gardens into an After-Dark Holiday Experience](#) (Nights of Lights)

- **Miami Curated:** [Things to Do, December 2025](#) (Nights of Lights)
- **Imagen Miami:** [Nights of Lights en Pinecrest Gardens: una Navidad iluminada por estrellas, cultura y mucho amor](#) (Nights of Lights)
- **Go Latinos Magazine:** [The Magic of Nights of Lights Shines at Pinecrest Gardens](#) (Nights of Lights)
- **Go Latinos Magazine:** [La magia de Nights of Lights brilla en Pinecrest Gardens](#) (Nights of Lights)
- **Newsbreak:** [Michael Miller Meets with Cristina Blanco of Pinecrest Gardens](#) (Pinecrest Gardens)
- **The Soul Of Miami:** [Family Holiday Concert \(Pinecrest Gardens Family Concert\) 11/7/25](#) (Pinecrest Gardens)
- **My Family Travels:** [11 Art Fairs in Florida That Make the Trip Worthwhile](#) (Pinecrest Gardens Art Festival)
- **Napoli Village:** [Natale 2025 a Miami](#) (Nights of Lights)
- **TusciaUp:** [La Magia delle feste a Miami](#) (Nights of Lights)

MEDIA/INFLUENCER MENTIONS

@pinecrestftl

Pumpkin Composting at Pinecrest Elementary

- [@miamiherald](#) - Instagram
- [@miamiherald](#) - TikTok
- [Ashley Miznazi \(Miami Herald\) - LinkedIn](#)

FYI

- [@porch_pinecrest](#)

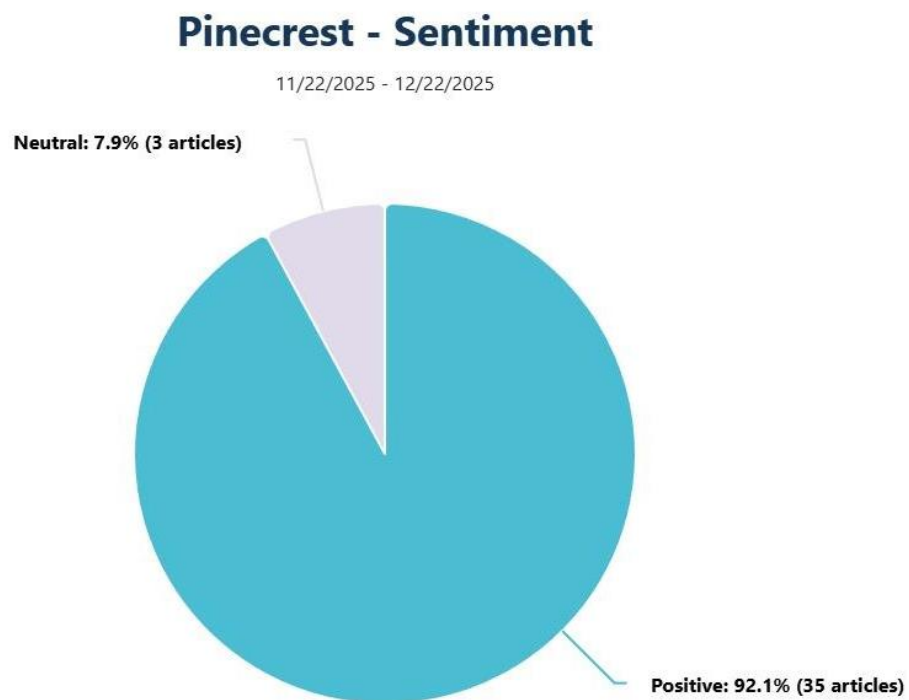
@pinecrest_gardens

Nights of Lights Social Media Mentions

- [@themiamiguide](#) (and Walter Mercado)
- [@beyondsouthbeach](#) (Nights of Lights)
- [@aquiestamama](#) (Nights of Lights)

- [@ieatz305](#) (Nights of Lights)
- [@ieatz305](#) (Tropical Nights)
- [@ieatz305](#) (Walter Mercado)
- [@theinclusivemama](#) (Nights of Lights)
- [@yvelin](#) (Nights of Lights)
- [@happytravels305](#) (Nights of Lights)
- [@miamifamilytime](#) (Nights of Lights)
- [@miamimomcollective](#) (Nights of Lights)

SENTIMENT





PINECREST
MEMORANDUM

Finance Department

DATE: January 09, 2026
TO: Yocelyn Galiano, ICMA-CM, Village Manager
FROM: Marie Arteaga-Nariño, Finance Director *MA*
RE: December 2025 Monthly Report

Attached for your information please find the monthly report for the Finance Department. This report provides a list of noteworthy budgetary information as well as financial data for each department.

BUDGET HIGHLIGHTS

The following table highlights significant deviations from anticipated revenue trends affecting the Fiscal Year 2025-26 General Fund budget.

BUDGET DEVIATIONS - REVENUE			
DEPARTMENT/DIVISION	11/1/2025 – 11/31/2025 YTD TOTAL	DIFFERENCE +/- FROM BUDGET	PERCENT DIFFERENCE
Building	\$743,714.34	\$57,073.72	8.3%
Community Center	\$263,895.01	\$14,307.85	5.7%
Pinecrest Gardens	\$437,649.41	\$120,453.79	38.0%

ACCOUNT BALANCE	
12/31/2025	
Tree Fund	\$291,501.19

ACCOUNT BALANCE	REVENUE YTD 12/31/2025	PAID YTD 12/31/2025	NET
Red-light Camera	\$162,605.56	\$42,017.14	\$120,588.42
Speed Camera Schools	\$243,551.47	\$78,022.00	\$165,529.47

VILLAGE COUNCIL TRAVEL EXPENSE LOG			
Date	Expenditure		Total
			\$ 5,000.00
10/22/2025	Ethics Training - Parking		\$ 12.79
Expenditures to date			\$ 12.79
Balance Available in Budget			\$ 4,987.21

INVESTMENT RETURN	Jan 2025	Feb 2025	Mar 2025	Apr 2025	May 2025	June 2025	July 2025	August 2025	Sep 2025	Oct 2025	Nov 2025	Dec 2025
INVESTMENT SOURCE - VILLAGE												
STATE POOL	4.54%	4.53%	4.50%	4.51%	4.46%	4.47%	4.46%	4.44%	4.29%	4.24%	4.14%	3.94%
INVESTMENT SOURCE COMPARISON - NON-VILLAGE												
T-BILLS												
6 Months	4.16%	4.17%	4.09%	4.04%	4.17%	4.11%	4.13%	3.88%	3.72%	3.70%	3.67%	3.50%
3 Months	4.19%	4.20%	4.20%	4.20%	4.24%	4.19%	4.25%	4.08%	3.87%	3.73%	3.75%	3.57%
NATIONAL RATE												
One Year	1.80%	1.86%	1.85%	2.01%	1.99%	2.02%	2.03%	2.04%	2.00%	1.96%	1.93%	1.91%
PRIME RATE												
	7.50%	7.50%	6.70%	7.50%	7.50%	7.50%	7.50%	7.50%	7.25%	7.25%	7.00%	6.75%
CONSUMER PRICE INDEX												
	317.7	319.1	319.8	320.8	321.5	322.6	323.0	324.0	324.8		324.1	
+/- Year Ago	3.0%	2.8%	2.4%	2.3%	2.4%	2.7%	2.7%	2.9%	3.0%		2.7%	
MORTGAGE/SECURITIES **												
Fannie Mae (FNMA) 30 yrs	7.03%	6.84%	7.50%	6.79%	6.95%	6.83%	6.76%	6.59%	6.33%	6.25%	6.37%	6.25%
NAPM ***/ ISM	50.9	50.3	49.0	48.7	48.5	49.0	48.0	48.7	49.1	48.7		47.9

Notes:

* Only the investments with the notation "Village" are currently in place, the others are presented for comparison purposes.

** Mortgage/Securities Return Principal and Interest on a Monthly Basis.

*** Institute for Supply Management, less than 50 denotes contraction and more than 50 denotes expansion in the manufacturing sector of the economy



PINECREST

Budget by Organization Report

Through 12/31/25
 Prior Fiscal Year Activity Excluded
 Summary Listing

Organization	Adopted Budget	Budget Amendments	Amended Budget	Current Month Transactions	YTD Encumbrances	YTD Transactions	Budget - YTD Transactions	% Used/ Rec'd	Prior Year Total
Fund 001 - General Fund									
REVENUE									
Department 000 - .	41,312,520.00	.00	41,312,520.00	12,145,679.50	.00	19,986,480.72	21,326,039.28	48	39,229,598.18
REVENUE TOTALS	\$41,312,520.00	\$0.00	\$41,312,520.00	\$12,145,679.50	\$0.00	\$19,986,480.72	\$21,326,039.28	48%	\$39,229,598.18
EXPENSE									
Department 000 - .	6,044,918.00	.00	6,044,918.00	.00	.00	.00	6,044,918.00	0	8,035,677.34
Department 511 - Village Council	158,705.00	.00	158,705.00	8,043.47	33,542.20	16,835.82	108,326.98	32	258,539.19
Department 512 - Administrative	1,537,073.00	6,570.00	1,543,643.00	125,747.39	.00	359,031.76	1,184,611.24	23	1,457,287.71
Department 513 - Finance Department	597,443.00	.00	597,443.00	55,613.09	.00	138,004.53	459,438.47	23	548,353.47
Department 514 - Village Attorney	650,000.00	166,804.00	816,804.00	49,452.00	.00	315,781.40	501,022.60	39	653,195.76
Department 519 - General Government	3,827,656.00	45,194.00	3,872,850.00	299,203.29	277,329.73	1,115,778.89	2,479,741.38	36	3,573,775.61
Department 521 - Police Department	14,608,915.00	5,107.00	14,614,022.00	942,698.10	29.70	2,957,559.82	11,656,432.48	20	12,795,386.45
Department 524 - Building, Planning & Zoning -BPZ	3,799,258.00	.00	3,799,258.00	255,091.60	110,383.91	849,345.28	2,839,528.81	25	3,576,293.79
Department 525 - Emergency and Disaster Relief	.00	.00	.00	.00	.00	.00	.00	+++	.00
Department 539 - Public Works	1,333,732.00	.00	1,333,732.00	123,448.55	.00	283,248.55	1,050,483.45	21	1,102,757.92
Department 572 - Parks and Recreation	4,648,667.00	35,321.00	4,683,988.00	306,060.53	.00	939,976.00	3,744,012.00	20	4,221,101.82
Department 575 - Pinecrest Gardens	3,986,650.00	.00	3,986,650.00	314,420.33	61,750.00	1,054,671.94	2,870,228.06	28	3,834,924.02
EXPENSE TOTALS	\$41,193,017.00	\$258,996.00	\$41,452,013.00	\$2,479,778.35	\$483,035.54	\$8,030,233.99	\$32,938,743.47	21%	\$40,057,293.08
Fund 001 - General Fund Totals									
REVENUE TOTALS	41,312,520.00	.00	41,312,520.00	12,145,679.50	.00	19,986,480.72	21,326,039.28	48%	39,229,598.18
EXPENSE TOTALS	41,193,017.00	258,996.00	41,452,013.00	2,479,778.35	483,035.54	8,030,233.99	32,938,743.47	21%	40,057,293.08
Fund 001 - General Fund Totals	\$119,503.00	(\$258,996.00)	(\$139,493.00)	\$9,665,901.15	(\$483,035.54)	\$11,956,246.73	(\$11,612,704.19)		(\$827,694.90)



Budget by Organization Report

Through 12/31/25
 Prior Fiscal Year Activity Excluded
 Summary Listing

Organization	Adopted Budget	Budget Amendments	Amended Budget	Current Month Transactions	YTD Encumbrances	YTD Transactions	Budget - YTD Transactions	% Used/ Rec'd	Prior Year Total
Fund 101 - Stormwater Utility Fund									
REVENUE									
Department 000 - .	1,868,320.00	.00	1,868,320.00	968,145.23	.00	1,949,128.98	(80,808.98)	104	1,963,700.89
REVENUE TOTALS	\$1,868,320.00	\$0.00	\$1,868,320.00	\$968,145.23	\$0.00	\$1,949,128.98	(\$80,808.98)	104%	\$1,963,700.89
EXPENSE									
Department 538 - Stormwater	8,591,334.00	6,865,076.00	15,456,410.00	630,370.33	5,231,870.88	1,107,328.37	9,117,210.75	41	1,054,587.15
EXPENSE TOTALS	\$8,591,334.00	\$6,865,076.00	\$15,456,410.00	\$630,370.33	\$5,231,870.88	\$1,107,328.37	\$9,117,210.75	41%	\$1,054,587.15
Fund 101 - Stormwater Utility Fund Totals									
REVENUE TOTALS	1,868,320.00	.00	1,868,320.00	968,145.23	.00	1,949,128.98	(80,808.98)	104%	1,963,700.89
EXPENSE TOTALS	8,591,334.00	6,865,076.00	15,456,410.00	630,370.33	5,231,870.88	1,107,328.37	9,117,210.75	41%	1,054,587.15
Fund 101 - Stormwater Utility Fund Totals	(\$6,723,014.00)	(\$6,865,076.00)	(\$13,588,090.00)	\$337,774.90	(\$5,231,870.88)	\$841,800.61	(\$9,198,019.73)		\$909,113.74



Budget by Organization Report

Through 12/31/25
 Prior Fiscal Year Activity Excluded
 Summary Listing

Organization	Adopted Budget	Budget Amendments	Amended Budget	Current Month Transactions	YTD Encumbrances	YTD Transactions	Budget - YTD Transactions	% Used/ Rec'd	Prior Year Total
Fund 102 - Transportation Fund									
REVENUE									
Department 000 - .	906,165.00	.00	906,165.00	78,074.69	.00	85,007.92	821,157.08	9	1,895,989.09
REVENUE TOTALS	\$906,165.00	\$0.00	\$906,165.00	\$78,074.69	\$0.00	\$85,007.92	\$821,157.08	9%	\$1,895,989.09
EXPENSE									
Department 000 - .	.00	.00	.00	.00	.00	.00	.00	+++	.00
Department 541 - Transportation	1,054,830.00	287,027.00	1,341,857.00	76,759.17	203,546.98	207,549.54	930,760.48	31	896,832.30
EXPENSE TOTALS	\$1,054,830.00	\$287,027.00	\$1,341,857.00	\$76,759.17	\$203,546.98	\$207,549.54	\$930,760.48	31%	\$896,832.30
Fund 102 - Transportation Fund Totals									
REVENUE TOTALS	906,165.00	.00	906,165.00	78,074.69	.00	85,007.92	821,157.08	9%	1,895,989.09
EXPENSE TOTALS	1,054,830.00	287,027.00	1,341,857.00	76,759.17	203,546.98	207,549.54	930,760.48	31%	896,832.30
Fund 102 - Transportation Fund Totals	(\$148,665.00)	(\$287,027.00)	(\$435,692.00)	\$1,315.52	(\$203,546.98)	(\$122,541.62)	(\$109,603.40)		\$999,156.79



PINECREST

Budget by Organization Report

Through 12/31/25
 Prior Fiscal Year Activity Excluded
 Summary Listing

Organization	Adopted Budget	Budget Amendments	Amended Budget	Current Month Transactions	YTD Encumbrances	YTD Transactions	Budget - YTD Transactions	% Used/ Rec'd	Prior Year Total
Fund 103 - Police Education Fund									
REVENUE									
Department 000 - .	4,200.00	.00	4,200.00	304.08	.00	389.59	3,810.41	9	5,767.96
REVENUE TOTALS	\$4,200.00	\$0.00	\$4,200.00	\$304.08	\$0.00	\$389.59	\$3,810.41	9%	\$5,767.96
EXPENSE									
Department 521 - Police Department	17,925.00	.00	17,925.00	.00	.00	3,736.77	14,188.23	21	16,442.00
EXPENSE TOTALS	\$17,925.00	\$0.00	\$17,925.00	\$0.00	\$0.00	\$3,736.77	\$14,188.23	21%	\$16,442.00
Fund 103 - Police Education Fund Totals									
REVENUE TOTALS	4,200.00	.00	4,200.00	304.08	.00	389.59	3,810.41	9%	5,767.96
EXPENSE TOTALS	17,925.00	.00	17,925.00	.00	.00	3,736.77	14,188.23	21%	16,442.00
Fund 103 - Police Education Fund Totals	(\$13,725.00)	\$0.00	(\$13,725.00)	\$304.08	\$0.00	(\$3,347.18)	(\$10,377.82)		(\$10,674.04)



PINECREST

Budget by Organization Report

Through 12/31/25
 Prior Fiscal Year Activity Excluded
 Summary Listing

Organization	Adopted Budget	Budget Amendments	Amended Budget	Current Month Transactions	YTD Encumbrances	YTD Transactions	Budget - YTD Transactions	% Used/ Rec'd	Prior Year Total
Fund 104 - Police Forfeiture Fund									
REVENUE									
Department 000 - .	.00	.00	.00	.00	.00	.00	.00	+++	.00
REVENUE TOTALS	\$0.00	\$0.00	\$0.00	\$0.00	\$0.00	\$0.00	\$0.00	+++	\$0.00
EXPENSE									
Department 521 - Police Department	.00	.00	.00	.00	.00	.00	.00	+++	.00
EXPENSE TOTALS	\$0.00	\$0.00	\$0.00	\$0.00	\$0.00	\$0.00	\$0.00	+++	\$0.00
Fund 104 - Police Forfeiture Fund Totals									
REVENUE TOTALS	.00	.00	.00	.00	.00	.00	.00	+++	.00
EXPENSE TOTALS	.00	.00	.00	.00	.00	.00	.00	+++	.00
Fund 104 - Police Forfeiture Fund Totals	\$0.00	\$0.00	\$0.00	\$0.00	\$0.00	\$0.00	\$0.00		\$0.00



Budget by Organization Report

Through 12/31/25
 Prior Fiscal Year Activity Excluded
 Summary Listing

Organization	Adopted Budget	Budget Amendments	Amended Budget	Current Month Transactions	YTD Encumbrances	YTD Transactions	Budget - YTD Transactions	% Used/ Rec'd	Prior Year Total
Fund 105 - Hardwire, 911 Fund									
REVENUE									
Department 000 - .	12,265.00	.00	12,265.00	(42.20)	.00	(10.85)	12,275.85	0	48,010.49
REVENUE TOTALS	\$12,265.00	\$0.00	\$12,265.00	(\$42.20)	\$0.00	(\$10.85)	\$12,275.85	0%	\$48,010.49
EXPENSE									
Department 521 - Police Department	12,751.00	.00	12,751.00	2.48	.00	1,959.74	10,791.26	15	53,293.85
EXPENSE TOTALS	\$12,751.00	\$0.00	\$12,751.00	\$2.48	\$0.00	\$1,959.74	\$10,791.26	15%	\$53,293.85
Fund 105 - Hardwire, 911 Fund Totals									
REVENUE TOTALS	12,265.00	.00	12,265.00	(42.20)	.00	(10.85)	12,275.85	0%	48,010.49
EXPENSE TOTALS	12,751.00	.00	12,751.00	2.48	.00	1,959.74	10,791.26	15%	53,293.85
Fund 105 - Hardwire, 911 Fund Totals	(\$486.00)	\$0.00	(\$486.00)	(\$44.68)	\$0.00	(\$1,970.59)	\$1,484.59		(\$5,283.36)



PINECREST

Budget by Organization Report

Through 12/31/25
 Prior Fiscal Year Activity Excluded
 Summary Listing

Organization	Adopted Budget	Budget Amendments	Amended Budget	Current Month Transactions	YTD Encumbrances	YTD Transactions	Budget - YTD Transactions	% Used/ Rec'd	Prior Year Total
Fund 106 - Wireless, 911 Fund									
REVENUE									
Department 000 - .	79,945.00	.00	79,945.00	620.46	.00	1,308.67	78,636.33	2	101,769.00
REVENUE TOTALS	\$79,945.00	\$0.00	\$79,945.00	\$620.46	\$0.00	\$1,308.67	\$78,636.33	2%	\$101,769.00
EXPENSE									
Department 521 - Police Department	81,939.00	.00	81,939.00	16.09	.00	12,714.40	69,224.60	16	91,281.83
EXPENSE TOTALS	\$81,939.00	\$0.00	\$81,939.00	\$16.09	\$0.00	\$12,714.40	\$69,224.60	16%	\$91,281.83
Fund 106 - Wireless, 911 Fund Totals									
REVENUE TOTALS	79,945.00	.00	79,945.00	620.46	.00	1,308.67	78,636.33	2%	101,769.00
EXPENSE TOTALS	81,939.00	.00	81,939.00	16.09	.00	12,714.40	69,224.60	16%	91,281.83
Fund 106 - Wireless, 911 Fund Totals	(\$1,994.00)	\$0.00	(\$1,994.00)	\$604.37	\$0.00	(\$11,405.73)	\$9,411.73		\$10,487.17



PINECREST

Budget by Organization Report

Through 12/31/25
 Prior Fiscal Year Activity Excluded
 Summary Listing

Organization	Adopted Budget	Budget Amendments	Amended Budget	Current Month Transactions	YTD Encumbrances	YTD Transactions	Budget - YTD Transactions	% Used/ Rec'd	Prior Year Total
Fund 107 - CITT Public Transit Fund									
REVENUE									
Department 000 - .	1,191,250.00	.00	1,191,250.00	.00	.00	10,696.74	1,180,553.26	1	1,452,357.57
REVENUE TOTALS	\$1,191,250.00	\$0.00	\$1,191,250.00	\$0.00	\$0.00	\$10,696.74	\$1,180,553.26	1%	\$1,452,357.57
EXPENSE									
Department 541 - Transportation	2,422,270.00	27,439.00	2,449,709.00	72,466.80	279,700.42	166,501.93	2,003,506.65	18	1,081,125.50
EXPENSE TOTALS	\$2,422,270.00	\$27,439.00	\$2,449,709.00	\$72,466.80	\$279,700.42	\$166,501.93	\$2,003,506.65	18%	\$1,081,125.50
Fund 107 - CITT Public Transit Fund Totals									
REVENUE TOTALS	1,191,250.00	.00	1,191,250.00	.00	.00	10,696.74	1,180,553.26	1%	1,452,357.57
EXPENSE TOTALS	2,422,270.00	27,439.00	2,449,709.00	72,466.80	279,700.42	166,501.93	2,003,506.65	18%	1,081,125.50
Fund 107 - CITT Public Transit Fund Totals	(\$1,231,020.00)	(\$27,439.00)	(\$1,258,459.00)	(\$72,466.80)	(\$279,700.42)	(\$155,805.19)	(\$822,953.39)		\$371,232.07



PINECREST

Budget by Organization Report

Through 12/31/25
 Prior Fiscal Year Activity Excluded
 Summary Listing

Organization	Adopted Budget	Budget Amendments	Amended Budget	Current Month Transactions	YTD Encumbrances	YTD Transactions	Budget - YTD Transactions	% Used/ Rec'd	Prior Year Total
Fund 108 - Prepaid Phone 911 Fund									
REVENUE									
Department 000 - .	21,280.00	.00	21,280.00	84.70	.00	(6.19)	21,286.19	0	73,595.46
REVENUE TOTALS	\$21,280.00	\$0.00	\$21,280.00	\$84.70	\$0.00	(\$6.19)	\$21,286.19	0%	\$73,595.46
EXPENSE									
Department 521 - Police Department	22,545.00	.00	22,545.00	4.38	.00	3,465.92	19,079.08	15	75,413.72
EXPENSE TOTALS	\$22,545.00	\$0.00	\$22,545.00	\$4.38	\$0.00	\$3,465.92	\$19,079.08	15%	\$75,413.72
Fund 108 - Prepaid Phone 911 Fund Totals									
REVENUE TOTALS	21,280.00	.00	21,280.00	84.70	.00	(6.19)	21,286.19	0%	73,595.46
EXPENSE TOTALS	22,545.00	.00	22,545.00	4.38	.00	3,465.92	19,079.08	15%	75,413.72
Fund 108 - Prepaid Phone 911 Fund Totals	(\$1,265.00)	\$0.00	(\$1,265.00)	\$80.32	\$0.00	(\$3,472.11)	\$2,207.11		(\$1,818.26)



PINECREST

Budget by Organization Report

Through 12/31/25
 Prior Fiscal Year Activity Excluded
 Summary Listing

Organization	Adopted Budget	Budget Amendments	Amended Budget	Current Month Transactions	YTD Encumbrances	YTD Transactions	Budget - YTD Transactions	% Used/ Rec'd	Prior Year Total
Fund 109 - Police Impact Fee Fund									
REVENUE									
Department 000 - .	35,000.00	.00	35,000.00	1,392.00	.00	10,641.70	24,358.30	30	49,422.36
REVENUE TOTALS	\$35,000.00	\$0.00	\$35,000.00	\$1,392.00	\$0.00	\$10,641.70	\$24,358.30	30%	\$49,422.36
EXPENSE									
Department 521 - Police Department	.00	34,184.00	34,184.00	.00	.00	.00	34,184.00	0	8,990.00
EXPENSE TOTALS	\$0.00	\$34,184.00	\$34,184.00	\$0.00	\$0.00	\$0.00	\$34,184.00	0%	\$8,990.00
Fund 109 - Police Impact Fee Fund Totals									
REVENUE TOTALS	35,000.00	.00	35,000.00	1,392.00	.00	10,641.70	24,358.30	30%	49,422.36
EXPENSE TOTALS	.00	34,184.00	34,184.00	.00	.00	.00	34,184.00	0%	8,990.00
Fund 109 - Police Impact Fee Fund Totals	\$35,000.00	(\$34,184.00)	\$816.00	\$1,392.00	\$0.00	\$10,641.70	(\$9,825.70)		\$40,432.36



Budget by Organization Report

Through 12/31/25
 Prior Fiscal Year Activity Excluded
 Summary Listing

Organization	Adopted Budget	Budget Amendments	Amended Budget	Current Month Transactions	YTD Encumbrances	YTD Transactions	Budget - YTD Transactions	% Used/ Rec'd	Prior Year Total
Fund 110 - Parks Impact Fee Fund									
REVENUE									
Department 000 - .	125,000.00	.00	125,000.00	7,309.00	.00	56,985.07	68,014.93	46	292,267.26
REVENUE TOTALS	\$125,000.00	\$0.00	\$125,000.00	\$7,309.00	\$0.00	\$56,985.07	\$68,014.93	46%	\$292,267.26
EXPENSE									
Department 572 - Parks and Recreation	.00	19,795.00	19,795.00	23,895.00	75,093.01	23,895.00	(79,193.01)	500	58,692.00
Department 575 - Pinecrest Gardens	98,000.00	.00	98,000.00	.00	.00	4,975.00	93,025.00	5	89,504.31
EXPENSE TOTALS	\$98,000.00	\$19,795.00	\$117,795.00	\$23,895.00	\$75,093.01	\$28,870.00	\$13,831.99	88%	\$148,196.31
Fund 110 - Parks Impact Fee Fund Totals									
REVENUE TOTALS	125,000.00	.00	125,000.00	7,309.00	.00	56,985.07	68,014.93	46%	292,267.26
EXPENSE TOTALS	98,000.00	19,795.00	117,795.00	23,895.00	75,093.01	28,870.00	13,831.99	88%	148,196.31
Fund 110 - Parks Impact Fee Fund Totals	\$27,000.00	(\$19,795.00)	\$7,205.00	(\$16,586.00)	(\$75,093.01)	\$28,115.07	\$54,182.94		\$144,070.95



PINECREST

Budget by Organization Report

Through 12/31/25
 Prior Fiscal Year Activity Excluded
 Summary Listing

Organization	Adopted Budget	Budget Amendments	Amended Budget	Current Month Transactions	YTD Encumbrances	YTD Transactions	Budget - YTD Transactions	% Used/ Rec'd	Prior Year Total
Fund 111 - Municipal Services Impact Fee									
REVENUE									
Department 000 - .	35,000.00	.00	35,000.00	942.00	.00	7,412.97	27,587.03	21	41,507.50
REVENUE TOTALS	\$35,000.00	\$0.00	\$35,000.00	\$942.00	\$0.00	\$7,412.97	\$27,587.03	21%	\$41,507.50
EXPENSE									
Department 519 - General Government	97,500.00	34,184.00	131,684.00	.00	.00	.00	131,684.00	0	89,146.31
EXPENSE TOTALS	\$97,500.00	\$34,184.00	\$131,684.00	\$0.00	\$0.00	\$0.00	\$131,684.00	0%	\$89,146.31
Fund 111 - Municipal Services Impact Fee Totals									
REVENUE TOTALS	35,000.00	.00	35,000.00	942.00	.00	7,412.97	27,587.03	21%	41,507.50
EXPENSE TOTALS	97,500.00	34,184.00	131,684.00	.00	.00	.00	131,684.00	0%	89,146.31
Fund 111 - Municipal Services Impact Fee Totals	(\$62,500.00)	(\$34,184.00)	(\$96,684.00)	\$942.00	\$0.00	\$7,412.97	(\$104,096.97)		(\$47,638.81)



PINECREST

Budget by Organization Report

Through 12/31/25
 Prior Fiscal Year Activity Excluded
 Summary Listing

Organization	Adopted Budget	Budget Amendments	Amended Budget	Current Month Transactions	YTD Encumbrances	YTD Transactions	Budget - YTD Transactions	% Used/ Rec'd	Prior Year Total
Fund 112 - Stormwater Impact Fee Fund									
REVENUE									
Department 000 - .	100,800.00	.00	100,800.00	2,270.25	.00	16,343.39	84,456.61	16	117,872.84
REVENUE TOTALS	\$100,800.00	\$0.00	\$100,800.00	\$2,270.25	\$0.00	\$16,343.39	\$84,456.61	16%	\$117,872.84
EXPENSE									
Department 538 - Stormwater	570,000.00	.00	570,000.00	295,119.47	168,319.82	431,680.18	(30,000.00)	105	.00
EXPENSE TOTALS	\$570,000.00	\$0.00	\$570,000.00	\$295,119.47	\$168,319.82	\$431,680.18	(\$30,000.00)	105%	\$0.00
Fund 112 - Stormwater Impact Fee Fund Totals									
REVENUE TOTALS	100,800.00	.00	100,800.00	2,270.25	.00	16,343.39	84,456.61	16%	117,872.84
EXPENSE TOTALS	570,000.00	.00	570,000.00	295,119.47	168,319.82	431,680.18	(30,000.00)	105%	.00
Fund 112 - Stormwater Impact Fee Fund Totals	(\$469,200.00)	\$0.00	(\$469,200.00)	(\$292,849.22)	(\$168,319.82)	(\$415,336.79)	\$114,456.61		\$117,872.84



Budget by Organization Report

Through 12/31/25
 Prior Fiscal Year Activity Excluded
 Summary Listing

Organization	Adopted Budget	Budget Amendments	Amended Budget	Current Month Transactions	YTD Encumbrances	YTD Transactions	Budget - YTD Transactions	% Used/ Rec'd	Prior Year Total
Fund 201 - Debt Service Fund									
REVENUE									
Department 000 - .	4,699,455.00	.00	4,699,455.00	111,423.42	.00	172,252.43	4,527,202.57	4	3,959,400.99
REVENUE TOTALS	\$4,699,455.00	\$0.00	\$4,699,455.00	\$111,423.42	\$0.00	\$172,252.43	\$4,527,202.57	4%	\$3,959,400.99
EXPENSE									
Department 000 - .	4,684,369.00	.00	4,684,369.00	.00	.00	.00	4,684,369.00	0	3,862,277.57
EXPENSE TOTALS	\$4,684,369.00	\$0.00	\$4,684,369.00	\$0.00	\$0.00	\$0.00	\$4,684,369.00	0%	\$3,862,277.57
Fund 201 - Debt Service Fund Totals									
REVENUE TOTALS	4,699,455.00	.00	4,699,455.00	111,423.42	.00	172,252.43	4,527,202.57	4%	3,959,400.99
EXPENSE TOTALS	4,684,369.00	.00	4,684,369.00	.00	.00	.00	4,684,369.00	0%	3,862,277.57
Fund 201 - Debt Service Fund Totals	\$15,086.00	\$0.00	\$15,086.00	\$111,423.42	\$0.00	\$172,252.43	(\$157,166.43)		\$97,123.42

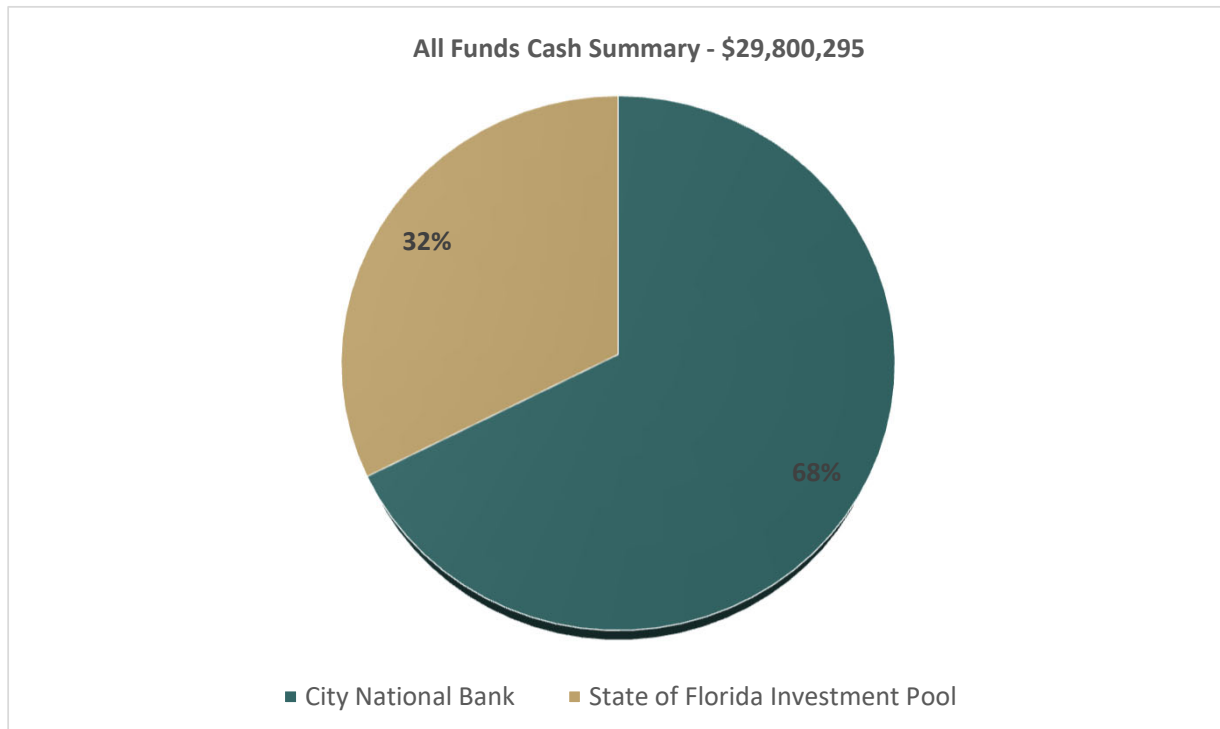


Budget by Organization Report

Through 12/31/25
 Prior Fiscal Year Activity Excluded
 Summary Listing

Organization	Adopted Budget	Budget Amendments	Amended Budget	Current Month Transactions	YTD Encumbrances	YTD Transactions	Budget - YTD Transactions	% Used/ Rec'd	Prior Year Total
Fund 301 - Capital Projects Fund									
REVENUE									
Department 000 - .	1,711,573.00	.00	1,711,573.00	.00	.00	51,306.32	1,660,266.68	3	18,882,393.02
REVENUE TOTALS	\$1,711,573.00	\$0.00	\$1,711,573.00	\$0.00	\$0.00	\$51,306.32	\$1,660,266.68	3%	\$18,882,393.02
EXPENSE									
Department 000 - .	.00	.00	.00	.00	.00	.00	.00	+++	302,288.40
Department 511 - Village Council	.00	.00	.00	.00	.00	.00	.00	+++	.00
Department 519 - General Government	290,020.00	3,773.00	293,793.00	.00	.00	35,859.71	257,933.29	12	209,376.84
Department 521 - Police Department	493,633.00	688,238.00	1,181,871.00	38,540.74	929,377.30	43,074.02	209,419.68	82	774,056.39
Department 524 - Building, Planning & Zoning -BPZ	.00	.00	.00	.00	.00	.00	.00	+++	35,333.26
Department 539 - Public Works	799,300.00	3,571,152.00	4,370,452.00	170,380.70	1,561,763.10	658,017.09	2,150,671.81	51	1,119,969.08
Department 572 - Parks and Recreation	.00	15,307,710.00	15,307,710.00	1,063,637.03	4,698,306.22	1,948,456.10	8,660,947.68	43	6,745,616.77
Department 575 - Pinecrest Gardens	128,620.00	1,174,221.00	1,302,841.00	68,885.28	136,094.81	174,599.60	992,146.59	24	2,464,421.77
EXPENSE TOTALS	\$1,711,573.00	\$20,745,094.00	\$22,456,667.00	\$1,341,443.75	\$7,325,541.43	\$2,860,006.52	\$12,271,119.05	45%	\$11,651,062.51
Fund 301 - Capital Projects Fund Totals									
REVENUE TOTALS	1,711,573.00	.00	1,711,573.00	.00	.00	51,306.32	1,660,266.68	3%	18,882,393.02
EXPENSE TOTALS	1,711,573.00	20,745,094.00	22,456,667.00	1,341,443.75	7,325,541.43	2,860,006.52	12,271,119.05	45%	11,651,062.51
Fund 301 - Capital Projects Fund Totals									
	\$0.00	(\$20,745,094.00)	(\$20,745,094.00)	(\$1,341,443.75)	(\$7,325,541.43)	(\$2,808,700.20)	(\$10,610,852.37)		\$7,231,330.51
Grand Totals									
REVENUE TOTALS	52,102,773.00	.00	52,102,773.00	13,316,203.13	.00	22,347,937.46	29,754,835.54	43%	68,113,652.61
EXPENSE TOTALS	60,558,053.00	28,271,795.00	88,829,848.00	4,919,855.82	13,767,108.08	12,854,047.36	62,208,692.56	30%	59,085,942.13
Grand Totals	(\$8,455,280.00)	(\$28,271,795.00)	(\$36,727,075.00)	\$8,396,347.31	(\$13,767,108.08)	\$9,493,890.10	(\$32,453,857.02)		\$9,027,710.48

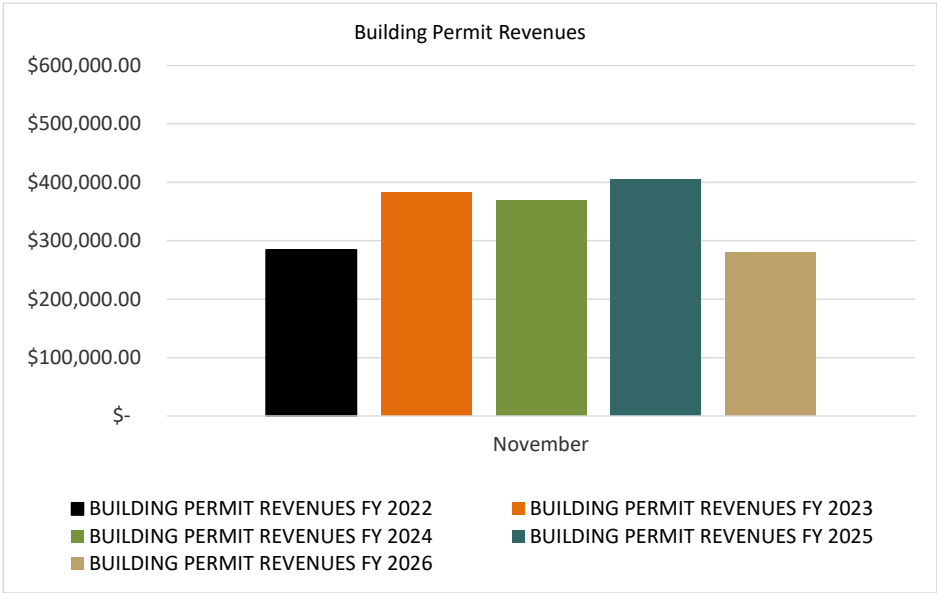
CASH SUMMARY - DECEMBER 2025				
Description of Fund		Total	City National Bank	State of Florida Investment Pool
001	General Fund	\$ 25,412,708	\$ 14,149,280	\$ 11,263,428
101	Stormwater Fund	\$ 3,687,966	\$ 3,097,979	\$ 589,987
102	Transportation Fund	\$ 1,208,332	\$ 1,208,332	
103	Police Education Fund	\$ 14,538	\$ 14,538	
104	Forfeiture Fund	\$ -		
105	Hardwire Fund	\$ 3,398	\$ 3,398	
106	Wireless Fund	\$ 1,277	\$ 1,277	
107	CITT Public Transit Fund	\$ 2,118,555	\$ 2,118,555	
108	Prepaid Wireless 911	\$ 232	\$ 232	
109	Police Impact Fee Fund	\$ 77,706	\$ 77,706	
110	Parks Impact Fee Fund	\$ 334,041	\$ 334,041	
111	Municipal Services Impact Fee	\$ 71,868	\$ 71,868	
112	Stormwater Impact Fee Fund	\$ 204,086	\$ 204,086	
201	Debt Service Fund	\$ 1,001,440	\$ 1,001,440	
301	Capital Projects Fund	\$ 7,090,703	\$ 5,570,544	\$ 1,520,158
All Funds Total		\$ 41,226,850	\$ 27,853,276	\$ 13,373,574



FUND BALANCES									
November 30, 2025	General Fund	Transportation Fund	CITT Public Transit Fund	Capital Projects Fund	Debt Service	Nonmajor Governmental Funds (4)	Impact Fee Funds (4)	Enterprise	Totals
NON EXPENDABLE									
Prepays	\$ 1,441								
RESTRICTED									
Transportation		\$ 1,208,332	\$ 2,118,555						\$ 3,326,887
Public Safety						\$ 19,444	\$ 77,706		\$ 97,150
General Government							71,868		71,868
Parks							334,041		334,041
Stormwater							204,086	\$ 14,185,348	14,389,434
Special Assessment debt service					\$ 1,001,440				1,001,440
Capital Improvements				\$ 17,081,175					17,081,175
COMMITTED									
Capital Improvements				2,763,544					2,763,544
ASSIGNED FUNDS									
Emergency	\$ 5,000,000								5,000,000
10% Expenses Set Aside	4,119,301								4,119,301
2025 Carryovers									-
Health Care 2019	114,962								114,962
Unassigned Funds	830,671								830,671
TOTAL FUND BALANCES	\$ 10,066,375	\$ 1,208,332	\$ 2,118,555	\$ 19,844,719	\$ 1,001,440	\$ 19,444	\$ 687,701	\$ 14,185,348	\$ 49,130,474

unaudited

BUILDING PERMIT REVENUES					
	FY2022	FY2023	FY2024	FY2025	FY2026
October	\$ 284,196.07	\$ 382,364.60	\$ 368,127.67	\$ 404,641.45	\$ 463,851.37
November	\$ 333,988.54	\$ 120,324.38	\$ 214,982.31	\$ 281,999.17	\$ 279,862.97
December	\$ 229,621.59	\$ 212,730.80	\$ 343,987.48	\$ 257,741.15	
January	\$ 297,805.14	\$ 442,510.95	\$ 243,989.14	\$ 246,482.23	
February	\$ 464,680.57	\$ 299,959.30	\$ 388,564.82	\$ 259,853.92	
March	\$ 263,899.70	\$ 518,823.48	\$ 345,081.70	\$ 348,491.42	
April	\$ 472,184.53	\$ 222,212.25	\$ 217,401.98	\$ 325,324.54	
May	\$ 383,297.87	\$ 306,321.47	\$ 347,185.29	\$ 386,498.38	
June	\$ 454,839.34	\$ 179,687.28	\$ 240,534.17	\$ 246,792.06	
July	\$ 237,354.79	\$ 344,859.94	\$ 241,325.66	\$ 343,769.71	
August	\$ 351,555.30	\$ 305,744.03	\$ 313,013.13	\$ 394,174.34	
September	\$ 473,249.93	\$ 207,262.69	\$ 261,854.58	\$ 328,859.06	
Totals	\$ 4,246,673.37	\$ 3,542,801.17	\$ 3,526,047.93	\$ 3,824,627.43	\$ 743,714.34





PINECREST

Budget Performance Report

Fiscal Year to Date 11/30/25
Include Rollup Account and Rollup to Object

Account	Account Description	Adopted Budget	Budget Amendments	Amended Budget	Current Month Transactions	YTD Encumbrances	YTD Transactions	Budget - YTD Transactions	% Used/ Rec'd	Prior Year Total
Fund 001 - General Fund										
REVENUE										
Department 000 - .										
Division 00 - .										
316	Business Tax									
316.000	Business Tax formerly called Occupational Lic	135,000.00	.00	135,000.00	11,620.52	.00	130,761.36	4,238.64	97	128,535.06
	316 - Business Tax Totals	135,000.00	\$0.00	135,000.00	\$11,620.52	\$0.00	\$130,761.36	\$4,238.64	97%	128,535.06
322	Building permits									
322.000	Building permits BPZ	3,000,000.00	.00	3,000,000.00	176,037.02	.00	423,892.25	2,576,107.75	14	2,977,217.79
	322 - Building permits Totals	\$3,000,000.00	\$0.00	\$3,000,000.00	\$176,037.02	\$0.00	\$423,892.25	\$2,576,107.75	14%	\$2,977,217.79
324	Impact Fee									
324.710	Impact Fee Solid Waste	110,000.00	.00	110,000.00	9,364.62	.00	18,153.04	91,846.96	17	108,496.76
	324 - Impact Fee Totals	\$110,000.00	\$0.00	\$110,000.00	\$9,364.62	\$0.00	\$18,153.04	\$91,846.96	17%	\$108,496.76
329	Other licenses, fees & permits									
329.000	Other licenses, fees & permits operational	150,000.00	.00	150,000.00	11,461.00	.00	27,130.72	122,869.28	18	146,563.82
	329 - Other licenses, fees & permits Totals	\$150,000.00	\$0.00	\$150,000.00	\$11,461.00	\$0.00	\$27,130.72	\$122,869.28	18%	\$146,563.82
338	Business tax - county									
338.000	Business tax - county formerly occupational lic	20,000.00	.00	20,000.00	2,058.29	.00	2,058.29	17,941.71	10	22,999.31
	338 - Business tax - county Totals	\$20,000.00	\$0.00	\$20,000.00	\$2,058.29	\$0.00	\$2,058.29	\$17,941.71	10%	\$22,999.31
354	Violations of local ordinances									
354.000	Violations of local ordinances general	325,000.00	.00	325,000.00	69,321.52	.00	141,718.68	183,281.32	44	440,912.19
	354 - Violations of local ordinances Totals	\$325,000.00	\$0.00	\$325,000.00	\$69,321.52	\$0.00	\$141,718.68	\$183,281.32	44%	\$440,912.19
	Division 00 - . Totals	\$3,740,000.00	\$0.00	\$3,740,000.00	\$279,862.97	\$0.00	\$743,714.34	\$2,996,285.66	20%	\$3,824,724.93
	Department 000 - . Totals	\$3,740,000.00	\$0.00	\$3,740,000.00	\$279,862.97	\$0.00	\$743,714.34	\$2,996,285.66	20%	\$3,824,724.93
	REVENUE TOTALS	\$3,740,000.00	\$0.00	\$3,740,000.00	\$279,862.97	\$0.00	\$743,714.34	\$2,996,285.66	20%	\$3,824,724.93
EXPENSE										
Department 524 - Building, Planning & Zoning -BPZ										
Division 00 - .										
412	Salaries And Wages									
412.000	Salaries And Wages regular	1,475,362.00	.00	1,475,362.00	126,323.33	.00	229,481.01	1,245,880.99	16	1,575,359.67
	412 - Salaries And Wages Totals	\$1,475,362.00	\$0.00	\$1,475,362.00	\$126,323.33	\$0.00	\$229,481.01	\$1,245,880.99	16%	\$1,575,359.67
413	Other salaries and wages									
413.000	Other salaries and wages PT	576,507.00	.00	576,507.00	39,338.43	.00	73,770.98	502,736.02	13	502,538.08
	413 - Other salaries and wages Totals	\$576,507.00	\$0.00	\$576,507.00	\$39,338.43	\$0.00	\$73,770.98	\$502,736.02	13%	\$502,538.08
414	Overtime									
414.000	Overtime Pay	10,453.00	.00	10,453.00	361.51	.00	963.49	9,489.51	9	8,261.66
	414 - Overtime Totals	\$10,453.00	\$0.00	\$10,453.00	\$361.51	\$0.00	\$963.49	\$9,489.51	9%	\$8,261.66
418	Service Award									
418.000	Service Award Pay	33,311.00	.00	33,311.00	.00	.00	6,907.00	26,404.00	21	30,955.00
	418 - Service Award Totals	\$33,311.00	\$0.00	\$33,311.00	\$0.00	\$0.00	\$6,907.00	\$26,404.00	21%	\$30,955.00



PINECREST

Budget Performance Report

Fiscal Year to Date 11/30/25

Include Rollup Account and Rollup to Object

Account	Account Description	Adopted Budget	Budget Amendments	Amended Budget	Current Month Transactions	YTD Encumbrances	YTD Transactions	Budget - YTD Transactions	% Used/ Rec'd	Prior Year Total
Fund 001 - General Fund										
EXPENSE										
Department 524 - Building, Planning & Zoning -BPZ										
Division 00 - .										
419	Car									
419.001	Car Allowance	28,800.00	.00	28,800.00	2,400.00	.00	4,800.00	24,000.00	17	28,800.00
	419 - Car Totals	\$28,800.00	\$0.00	\$28,800.00	\$2,400.00	\$0.00	\$4,800.00	\$24,000.00	17%	\$28,800.00
421	FICA									
421.000	FICA Taxes	171,517.00	.00	171,517.00	11,926.86	.00	23,088.18	148,428.82	13	160,862.20
	421 - FICA Totals	\$171,517.00	\$0.00	\$171,517.00	\$11,926.86	\$0.00	\$23,088.18	\$148,428.82	13%	\$160,862.20
422	Retirement									
422.000	Retirement Contributions	236,908.00	.00	236,908.00	17,922.90	.00	32,574.06	204,333.94	14	222,588.33
	422 - Retirement Totals	\$236,908.00	\$0.00	\$236,908.00	\$17,922.90	\$0.00	\$32,574.06	\$204,333.94	14%	\$222,588.33
423	OPEB									
423.000	OPEB Health	273,600.00	.00	273,600.00	21,756.18	.00	29,576.83	244,023.17	11	294,955.91
	423 - OPEB Totals	\$273,600.00	\$0.00	\$273,600.00	\$21,756.18	\$0.00	\$29,576.83	\$244,023.17	11%	\$294,955.91
424	Workers' Compensation									
424.000	Workers' Compensation Insurance	47,345.00	.00	47,345.00	.00	.00	8,837.94	38,507.06	19	36,617.25
	424 - Workers' Compensation Totals	\$47,345.00	\$0.00	\$47,345.00	\$0.00	\$0.00	\$8,837.94	\$38,507.06	19%	\$36,617.25
426	Vacation/Sick Time									
426.000	Vacation/Sick Time Payout	52,814.00	.00	52,814.00	.00	.00	.00	52,814.00	0	11,170.70
	426 - Vacation/Sick Time Totals	\$52,814.00	\$0.00	\$52,814.00	\$0.00	\$0.00	\$0.00	\$52,814.00	0%	\$11,170.70
431	Professional									
431.000	Professional Services	100,000.00	.00	100,000.00	6,125.00	44,900.00	6,125.00	48,975.00	51	8,815.90
	431 - Professional Totals	\$100,000.00	\$0.00	\$100,000.00	\$6,125.00	\$44,900.00	\$6,125.00	\$48,975.00	51%	\$8,815.90
434	Contractual									
434.000	Contractual Services	432,900.00	.00	432,900.00	28,960.66	.00	55,086.42	377,813.58	13	396,134.76
	434 - Contractual Totals	\$432,900.00	\$0.00	\$432,900.00	\$28,960.66	\$0.00	\$55,086.42	\$377,813.58	13%	\$396,134.76
440	Travel									
440.000	Travel Per Diem	9,276.00	.00	9,276.00	902.46	.00	902.46	8,373.54	10	4,115.42
	440 - Travel Totals	\$9,276.00	\$0.00	\$9,276.00	\$902.46	\$0.00	\$902.46	\$8,373.54	10%	\$4,115.42
441	Communications									
441.000	Communications Freight	51,780.00	.00	51,780.00	1,621.69	.00	5,414.78	46,365.22	10	51,904.35
	441 - Communications Totals	\$51,780.00	\$0.00	\$51,780.00	\$1,621.69	\$0.00	\$5,414.78	\$46,365.22	10%	\$51,904.35
444	Rentals and Lease									
444.000	Rentals and Lease Expenses	26,415.00	.00	26,415.00	2,186.00	.00	4,015.68	22,399.32	15	25,638.05
	444 - Rentals and Lease Totals	\$26,415.00	\$0.00	\$26,415.00	\$2,186.00	\$0.00	\$4,015.68	\$22,399.32	15%	\$25,638.05
446	Repairs & Maintenance									
446.001	Repairs & Maintenance Vehicles	5,185.00	.00	5,185.00	1,390.63	.00	1,720.63	3,464.37	33	7,361.46
446.002	Repairs & Maintenance Other	209,073.00	.00	209,073.00	1,016.85	.00	102,566.22	106,506.78	49	154,814.36
	446 - Repairs & Maintenance Totals	\$214,258.00	\$0.00	\$214,258.00	\$2,407.48	\$0.00	\$104,286.85	\$109,971.15	49%	\$162,175.82



PINECREST

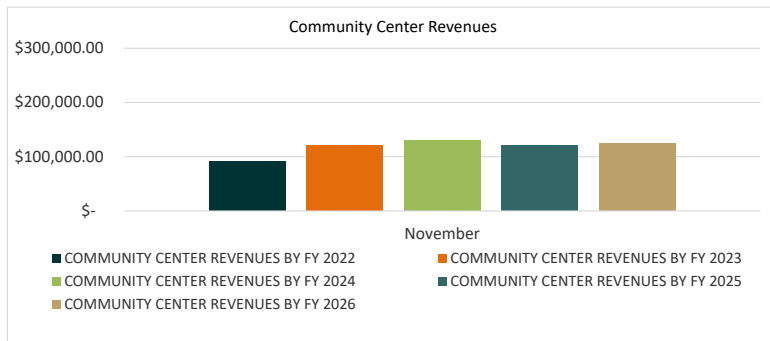
Budget Performance Report

Fiscal Year to Date 11/30/25

Include Rollup Account and Rollup to Object

Account	Account Description	Adopted Budget	Budget Amendments	Amended Budget	Current Month Transactions	YTD Encumbrances	YTD Transactions	Budget - YTD Transactions	% Used/ Rec'd	Prior Year Total
Fund 001 - General Fund										
EXPENSE										
Department 524 - Building, Planning & Zoning -BPZ										
Division 00 - .										
447	Printing and Binding									
447.000	Printing and Binding Expense	5,630.00	.00	5,630.00	95.00	.00	95.00	5,535.00	2	3,513.62
	447 - Printing and Binding Totals	\$5,630.00	\$0.00	\$5,630.00	\$95.00	\$0.00	\$95.00	\$5,535.00	2%	\$3,513.62
449	Other Current Charges									
449.000	Other Current Charges & Obligations	3,800.00	.00	3,800.00	2,308.54	.00	2,308.54	1,491.46	61	2,719.75
	449 - Other Current Charges Totals	\$3,800.00	\$0.00	\$3,800.00	\$2,308.54	\$0.00	\$2,308.54	\$1,491.46	61%	\$2,719.75
452	Operating supplies									
452.001	Operating supplies Gas	2,443.00	.00	2,443.00	288.13	.00	572.00	1,871.00	23	2,861.23
452.002	Operating supplies Expense	24,355.00	.00	24,355.00	1,295.61	.00	1,660.46	22,694.54	7	37,422.51
	452 - Operating supplies Totals	\$26,798.00	\$0.00	\$26,798.00	\$1,583.74	\$0.00	\$2,232.46	\$24,565.54	8%	\$40,283.74
454	Publications, Dues & Training									
454.000	Publications, Dues & Training Expense	19,784.00	.00	19,784.00	3,787.00	.00	3,787.00	15,997.00	19	8,883.58
	454 - Publications, Dues & Training Totals	\$19,784.00	\$0.00	\$19,784.00	\$3,787.00	\$0.00	\$3,787.00	\$15,997.00	19%	\$8,883.58
464	Machinery & Equipment									
464.000	Machinery & Equipment Capital	2,000.00	.00	2,000.00	.00	.00	.00	2,000.00	0	.00
	464 - Machinery & Equipment Totals	\$2,000.00	\$0.00	\$2,000.00	\$0.00	\$0.00	\$0.00	\$2,000.00	0%	\$0.00
	Division 00 - . Totals	\$3,799,258.00	\$0.00	\$3,799,258.00	\$270,006.78	\$44,900.00	\$594,253.68	\$3,160,104.32	17%	\$3,576,293.79
Department 524 - Building, Planning & Zoning -BPZ Totals		\$3,799,258.00	\$0.00	\$3,799,258.00	\$270,006.78	\$44,900.00	\$594,253.68	\$3,160,104.32	17%	\$3,576,293.79
	EXPENSE TOTALS	\$3,799,258.00	\$0.00	\$3,799,258.00	\$270,006.78	\$44,900.00	\$594,253.68	\$3,160,104.32	17%	\$3,576,293.79
Fund 001 - General Fund Totals										
	REVENUE TOTALS	3,740,000.00	.00	3,740,000.00	279,862.97	.00	743,714.34	2,996,285.66	20%	3,824,724.93
	EXPENSE TOTALS	3,799,258.00	.00	3,799,258.00	270,006.78	44,900.00	594,253.68	3,160,104.32	17%	3,576,293.79
Fund 001 - General Fund Totals		(\$9,258.00)	\$0.00	(\$9,258.00)	\$9,856.19	(\$44,900.00)	\$149,460.66	(\$163,818.66)		\$248,431.14
	Grand Totals									
	REVENUE TOTALS	3,740,000.00	.00	3,740,000.00	279,862.97	.00	743,714.34	2,996,285.66	20%	3,824,724.93
	EXPENSE TOTALS	3,799,258.00	.00	3,799,258.00	270,006.78	44,900.00	594,253.68	3,160,104.32	17%	3,576,293.79
	Grand Totals	(\$9,258.00)	\$0.00	(\$9,258.00)	\$9,856.19	(\$44,900.00)	\$149,460.66	(\$163,818.66)		\$248,431.14

COMMUNITY CENTER REVENUES BY FISCAL YEAR					
	FY2022	FY2023	FY2024	FY2025	FY2026
October	\$ 92,005.68	\$ 120,784.72	\$ 129,665.02	\$ 121,028.17	\$ 139,775.55
November	\$ 105,980.97	\$ 107,995.43	\$ 121,260.19	\$ 128,558.99	\$ 124,119.46
December	\$ 107,452.93	\$ 118,526.97	\$ 134,609.20	\$ 133,561.39	
January	\$ 104,153.19	\$ 148,203.28	\$ 160,130.17	\$ 166,863.11	
February	\$ 127,123.34	\$ 159,765.37	\$ 166,317.14	\$ 160,966.09	
March	\$ 153,757.93	\$ 190,163.87	\$ 179,115.47	\$ 176,494.40	
April	\$ 138,821.75	\$ 162,975.24	\$ 167,380.68	\$ 184,080.53	
May	\$ 143,518.09	\$ 161,053.70	\$ 156,186.20	\$ 155,020.55	
June	\$ 82,889.54	\$ 81,206.55	\$ 106,961.02	\$ 92,877.53	
July	\$ 80,290.33	\$ 84,214.98	\$ 84,470.04	\$ 107,697.59	
August	\$ 112,647.65	\$ 132,539.40	\$ 123,502.25	\$ 115,929.76	
September	\$ 136,479.87	\$ 144,977.49	\$ 151,916.63	\$ 131,830.19	
Totals	\$ 1,385,121.27	\$ 1,385,121.27	\$ 1,612,407.00	\$ 1,681,514.01	\$ 263,895.01





PINECREST

Budget Performance Report

Fiscal Year to Date 11/30/25
Include Rollup Account and Rollup to Object

Account	Account Description	Adopted Budget	Budget Amendments	Amended Budget	Current Month Transactions	YTD Encumbrances	YTD Transactions	Budget - YTD Transactions	% Used/ Rec'd	Prior Year Total
Fund 001 - General Fund										
REVENUE										
Department 000 - .										
Division 00 - .										
347	Culture									
347.100	Culture Community Center, Control	1,705,155.00	.00	1,705,155.00	.00	.00	.00	1,705,155.00	0	.00
347.101	Culture CC Building Rentals	.00	.00	.00	1,150.25	.00	2,645.75	(2,645.75)	+++	40,680.75
347.102	Culture CC Field Rentals	.00	.00	.00	.00	.00	.00	.00	+++	1,790.50
347.103	Culture CC User League Fees	.00	.00	.00	.00	.00	.00	.00	+++	19,286.25
347.104	Culture CC Camps	.00	.00	.00	4,407.30	.00	9,789.30	(9,789.30)	+++	278,927.44
347.105	Culture CC Concession Sales	.00	.00	.00	.00	.00	.00	.00	+++	213.78
347.107	Culture CC Classes, Member	.00	.00	.00	74,782.50	.00	156,363.50	(156,363.50)	+++	724,481.80
347.108	Culture CC Trainer Fees	.00	.00	.00	3,600.00	.00	6,400.00	(6,400.00)	+++	36,400.00
347.109	Culture CC Day Passes	.00	.00	.00	1,040.00	.00	2,050.00	(2,050.00)	+++	12,299.30
347.110	Culture CC Memberships, Annual, Residen	.00	.00	.00	.00	.00	.00	.00	+++	240.00
347.113	Culture CC Memberships, One Week	.00	.00	.00	1,520.00	.00	2,280.00	(2,280.00)	+++	13,528.00
347.123	Culture CC Senior Trips/Tours	.00	.00	.00	395.00	.00	785.50	(785.50)	+++	10,404.75
347.126	Culture CC Mind & Body Classes	.00	.00	.00	3,747.88	.00	8,428.41	(8,428.41)	+++	59,692.16
347.127	Culture CC Non- Resident Membership	.00	.00	.00	6,125.60	.00	11,872.40	(11,872.40)	+++	77,496.60
347.128	Culture CC Resident Memberships	.00	.00	.00	30,029.85	.00	68,287.60	(68,287.60)	+++	432,477.61
347.199	Culture CC Credit Card Fees	.00	.00	.00	(2,678.92)	.00	(5,007.45)	5,007.45	+++	(33,010.64)
347 - Culture Totals		\$1,705,155.00	\$0.00	\$1,705,155.00	\$124,119.46	\$0.00	\$263,895.01	\$1,441,259.99	15%	\$1,674,908.30
Division 00 - . Totals		\$1,705,155.00	\$0.00	\$1,705,155.00	\$124,119.46	\$0.00	\$263,895.01	\$1,441,259.99	15%	\$1,674,908.30
Department 000 - . Totals		\$1,705,155.00	\$0.00	\$1,705,155.00	\$124,119.46	\$0.00	\$263,895.01	\$1,441,259.99	15%	\$1,674,908.30
REVENUE TOTALS		\$1,705,155.00	\$0.00	\$1,705,155.00	\$124,119.46	\$0.00	\$263,895.01	\$1,441,259.99	15%	\$1,674,908.30
EXPENSE										
Department 572 - Parks and Recreation										
Division 08 - Community Center										
412	Salaries And Wages									
412.000	Salaries And Wages regular	421,497.00	.00	421,497.00	33,187.98	.00	59,600.63	361,896.37	14	391,200.39
412 - Salaries And Wages Totals		\$421,497.00	\$0.00	\$421,497.00	\$33,187.98	\$0.00	\$59,600.63	\$361,896.37	14%	\$391,200.39
413	Other salaries and wages									
413.000	Other salaries and wages PT	87,789.00	.00	87,789.00	7,935.42	.00	14,127.24	73,661.76	16	97,505.67
413 - Other salaries and wages Totals		\$87,789.00	\$0.00	\$87,789.00	\$7,935.42	\$0.00	\$14,127.24	\$73,661.76	16%	\$97,505.67
414	Overtime									
414.000	Overtime Pay	6,174.00	.00	6,174.00	530.68	.00	1,229.60	4,944.40	20	5,420.31
414 - Overtime Totals		\$6,174.00	\$0.00	\$6,174.00	\$530.68	\$0.00	\$1,229.60	\$4,944.40	20%	\$5,420.31
418	Service Award									
418.000	Service Award Pay	2,803.00	.00	2,803.00	.00	.00	.00	2,803.00	0	2,428.00
418 - Service Award Totals		\$2,803.00	\$0.00	\$2,803.00	\$0.00	\$0.00	\$0.00	\$2,803.00	0%	\$2,428.00



PINECREST

Budget Performance Report

Fiscal Year to Date 11/30/25
Include Rollup Account and Rollup to Object

Account	Account Description	Adopted Budget	Budget Amendments	Amended Budget	Current Month Transactions	YTD Encumbrances	YTD Transactions	Budget - YTD Transactions	% Used/ Rec'd	Prior Year Total
Fund 001 - General Fund										
EXPENSE										
Department 572 - Parks and Recreation										
Division 08 - Community Center										
421	FICA									
421.000	FICA Taxes	40,015.00	.00	40,015.00	3,158.80	.00	5,701.09	34,313.91	14	38,029.84
	421 - FICA Totals	\$40,015.00	\$0.00	\$40,015.00	\$3,158.80	\$0.00	\$5,701.09	\$34,313.91	14%	\$38,029.84
422	Retirement									
422.000	Retirement Contributions	55,597.00	.00	55,597.00	4,314.45	.00	7,748.10	47,848.90	14	51,294.17
	422 - Retirement Totals	\$55,597.00	\$0.00	\$55,597.00	\$4,314.45	\$0.00	\$7,748.10	\$47,848.90	14%	\$51,294.17
423	OPEB									
423.000	OPEB Health	115,200.00	.00	115,200.00	8,937.43	.00	11,811.27	103,388.73	10	119,947.17
	423 - OPEB Totals	\$115,200.00	\$0.00	\$115,200.00	\$8,937.43	\$0.00	\$11,811.27	\$103,388.73	10%	\$119,947.17
424	Workers' Compensation									
424.000	Workers' Compensation Insurance	16,680.00	.00	16,680.00	.00	.00	3,113.67	13,566.33	19	11,765.89
	424 - Workers' Compensation Totals	\$16,680.00	\$0.00	\$16,680.00	\$0.00	\$0.00	\$3,113.67	\$13,566.33	19%	\$11,765.89
426	Vacation/Sick Time									
426.000	Vacation/Sick Time Payout	7,616.00	.00	7,616.00	.00	.00	.00	7,616.00	0	1,615.00
	426 - Vacation/Sick Time Totals	\$7,616.00	\$0.00	\$7,616.00	\$0.00	\$0.00	\$0.00	\$7,616.00	0%	\$1,615.00
434	Contractual									
434.000	Contractual Services	59,575.00	.00	59,575.00	3,915.44	.00	6,823.80	52,751.20	11	53,296.25
434.002	Contractual Classroom Instructors	591,200.00	.00	591,200.00	56,848.85	.00	112,796.56	478,403.44	19	547,227.51
434.003	Contractual Camp Instructors	140,000.00	.00	140,000.00	3,864.00	.00	3,864.00	136,136.00	3	183,483.99
	434 - Contractual Totals	\$790,775.00	\$0.00	\$790,775.00	\$64,628.29	\$0.00	\$123,484.36	\$667,290.64	16%	\$784,007.75
440	Travel									
440.000	Travel Per Diem	3,275.00	1,600.00	4,875.00	.00	.00	.00	4,875.00	0	4,607.89
	440 - Travel Totals	\$3,275.00	\$1,600.00	\$4,875.00	\$0.00	\$0.00	\$0.00	\$4,875.00	0%	\$4,607.89
441	Communications									
441.000	Communications Freight	22,260.00	.00	22,260.00	2,162.74	.00	3,826.33	18,433.67	17	21,587.73
	441 - Communications Totals	\$22,260.00	\$0.00	\$22,260.00	\$2,162.74	\$0.00	\$3,826.33	\$18,433.67	17%	\$21,587.73
443	Utilities									
443.000	Utilities Utilities	59,140.00	.00	59,140.00	.00	.00	3,913.96	55,226.04	7	55,531.21
	443 - Utilities Totals	\$59,140.00	\$0.00	\$59,140.00	\$0.00	\$0.00	\$3,913.96	\$55,226.04	7%	\$55,531.21
444	Rentals and Lease									
444.000	Rentals and Lease Expenses	1,520.00	.00	1,520.00	.00	.00	.00	1,520.00	0	.00
	444 - Rentals and Lease Totals	\$1,520.00	\$0.00	\$1,520.00	\$0.00	\$0.00	\$0.00	\$1,520.00	0%	\$0.00
446	Repairs & Maintenance									
446.001	Repairs & Maintenance Vehicles	750.00	.00	750.00	.00	.00	.00	750.00	0	.00
446.002	Repairs & Maintenance Other	65,570.00	.00	65,570.00	739.90	.00	13,558.34	52,011.66	21	77,170.45
	446 - Repairs & Maintenance Totals	\$66,320.00	\$0.00	\$66,320.00	\$739.90	\$0.00	\$13,558.34	\$52,761.66	20%	\$77,170.45



PINECREST

Budget Performance Report

Fiscal Year to Date 11/30/25

Include Rollup Account and Rollup to Object

Account	Account Description	Adopted Budget	Budget Amendments	Amended Budget	Current Month Transactions	YTD Encumbrances	YTD Transactions	Budget - YTD Transactions	% Used/ Rec'd	Prior Year Total
Fund 001 - General Fund										
EXPENSE										
Department 572 - Parks and Recreation										
Division 08 - Community Center										
447	Printing and Binding									
447.000	Printing and Binding Expense	2,410.00	.00	2,410.00	.00	.00	.00	2,410.00	0	95.00
	447 - Printing and Binding Totals	\$2,410.00	\$0.00	\$2,410.00	\$0.00	\$0.00	\$0.00	\$2,410.00	0%	\$95.00
448	Promotional Activity									
448.000	Promotional Activity Expenses	8,400.00	.00	8,400.00	.00	.00	.00	8,400.00	0	1,374.70
	448 - Promotional Activity Totals	\$8,400.00	\$0.00	\$8,400.00	\$0.00	\$0.00	\$0.00	\$8,400.00	0%	\$1,374.70
449	Other Current Charges									
449.000	Other Current Charges & Obligations	5,875.00	.00	5,875.00	.00	.00	.00	5,875.00	0	3,804.61
	449 - Other Current Charges Totals	\$5,875.00	\$0.00	\$5,875.00	\$0.00	\$0.00	\$0.00	\$5,875.00	0%	\$3,804.61
451	Office Supplies									
451.000	Office Supplies Expense	2,000.00	.00	2,000.00	30.89	.00	30.89	1,969.11	2	4,469.54
	451 - Office Supplies Totals	\$2,000.00	\$0.00	\$2,000.00	\$30.89	\$0.00	\$30.89	\$1,969.11	2%	\$4,469.54
452	Operating supplies									
452.002	Operating supplies Expense	63,195.00	.00	63,195.00	3,882.78	.00	3,934.85	59,260.15	6	47,465.75
452.572	Operating supplies Parks	600.00	.00	600.00	.00	.00	.00	600.00	0	.00
	452 - Operating supplies Totals	\$63,795.00	\$0.00	\$63,795.00	\$3,882.78	\$0.00	\$3,934.85	\$59,860.15	6%	\$47,465.75
454	Publications, Dues & Training									
454.000	Publications, Dues & Training Expense	5,890.00	375.00	6,265.00	.00	.00	900.00	5,365.00	14	2,419.00
	454 - Publications, Dues & Training Totals	\$5,890.00	\$375.00	\$6,265.00	\$0.00	\$0.00	\$900.00	\$5,365.00	14%	\$2,419.00
463	Improvements other than Building									
463.000	Improvements other than Building Capital	6,695.00	.00	6,695.00	.00	.00	.00	6,695.00	0	3,503.40
	463 - Improvements other than Building Totals	\$6,695.00	\$0.00	\$6,695.00	\$0.00	\$0.00	\$0.00	\$6,695.00	0%	\$3,503.40
464	Machinery & Equipment									
464.000	Machinery & Equipment Capital	.00	.00	.00	.00	.00	.00	.00	+++	5,289.00
	464 - Machinery & Equipment Totals	\$0.00	\$0.00	\$0.00	\$0.00	\$0.00	\$0.00	\$0.00	+++	\$5,289.00
	Division 08 - Community Center Totals	\$1,791,726.00	\$1,975.00	\$1,793,701.00	\$129,509.36	\$0.00	\$252,980.33	\$1,540,720.67	14%	\$1,730,532.47
	Department 572 - Parks and Recreation Totals	\$1,791,726.00	\$1,975.00	\$1,793,701.00	\$129,509.36	\$0.00	\$252,980.33	\$1,540,720.67	14%	\$1,730,532.47
	EXPENSE TOTALS	\$1,791,726.00	\$1,975.00	\$1,793,701.00	\$129,509.36	\$0.00	\$252,980.33	\$1,540,720.67	14%	\$1,730,532.47
Fund 001 - General Fund Totals										
	REVENUE TOTALS	1,705,155.00	.00	1,705,155.00	124,119.46	.00	263,895.01	1,441,259.99	15%	1,674,908.30
	EXPENSE TOTALS	1,791,726.00	1,975.00	1,793,701.00	129,509.36	.00	252,980.33	1,540,720.67	14%	1,730,532.47
	Fund 001 - General Fund Totals	(\$86,571.00)	(\$1,975.00)	(\$88,546.00)	(\$5,389.90)	\$0.00	\$10,914.68	(\$99,460.68)		(\$55,624.17)
Grand Totals										
	REVENUE TOTALS	1,705,155.00	.00	1,705,155.00	124,119.46	.00	263,895.01	1,441,259.99	15%	1,674,908.30
	EXPENSE TOTALS	1,791,726.00	1,975.00	1,793,701.00	129,509.36	.00	252,980.33	1,540,720.67	14%	1,730,532.47



Budget Performance Report

Fiscal Year to Date 11/30/25
Include Rollup Account and Rollup to Object

Grand Totals	(\$86,571.00)	(\$1,975.00)	(\$88,546.00)	(\$5,389.90)	\$0.00	\$10,914.68	(\$99,460.68)	(\$55,624.17)
--------------	---------------	--------------	---------------	--------------	--------	-------------	---------------	---------------



PINECREST

Budget Performance Report

Fiscal Year to Date 11/30/25
Include Rollup Account and Rollup to Object

Account	Account Description	Adopted Budget	Budget Amendments	Amended Budget	Current Month Transactions	YTD Encumbrances	YTD Transactions	Budget - YTD Transactions	% Used/ Rec'd	Prior Year Total
Fund 001 - General Fund										
REVENUE										
Department 000 - .										
Division 00 - .										
334	Grants, Miscellaneous									
334.575	Grants, Miscellaneous Pinecrest Gardens	79,500.00	.00	79,500.00	10,500.00	.00	10,500.00	69,000.00	13	.00
	334 - Grants, Miscellaneous Totals	\$79,500.00	\$0.00	\$79,500.00	\$10,500.00	\$0.00	\$10,500.00	\$69,000.00	13%	\$0.00
347	Culture									
347.300	Culture Pinecrest Gardens, Control	1,902,500.00	.00	1,902,500.00	.00	.00	.00	1,902,500.00	0	.00
347.301	Culture PG Corporate Sponsorship	.00	.00	.00	.00	.00	25,000.00	(25,000.00)	+++	26,500.00
347.302	Culture PG Farmers Market	.00	.00	.00	7,200.00	.00	7,200.00	(7,200.00)	+++	87,900.00
347.305	Culture PG Admissions, Adult	.00	.00	.00	.00	.00	705.00	(705.00)	+++	.00
347.308	Culture PG Memberships, Annual Passes	.00	.00	.00	4,415.00	.00	6,500.00	(6,500.00)	+++	57,197.84
347.309	Culture PG Concessions, Iguana Bite	.00	.00	.00	8.41	.00	94.40	(94.40)	+++	6,958.07
347.310	Culture PG Concessions, Events	.00	.00	.00	7,389.74	.00	16,632.67	(16,632.67)	+++	96,142.32
347.312	Culture PG Banyan Bowl Ticket Sales	.00	.00	.00	16,738.30	.00	161,904.96	(161,904.96)	+++	249,772.82
347.313	Culture PG Fine Arts Festival, Booths	.00	.00	.00	1,864.57	.00	8,019.31	(8,019.31)	+++	18,364.06
347.314	Culture PG Fine Arts Festival	.00	.00	.00	.00	.00	.00	.00	+++	22,877.75
347.319	Culture PG General Admissions	.00	.00	.00	29,261.00	.00	50,822.00	(50,822.00)	+++	370,719.47
347.320	Culture PG Senior Admissions	.00	.00	.00	1,689.00	.00	2,781.00	(2,781.00)	+++	18,224.30
347.325	Culture PG Movie Tickets	.00	.00	.00	.00	.00	.00	.00	+++	2,336.00
347.327	Culture PG Vending Machine Sales	.00	.00	.00	.00	.00	.00	.00	+++	1,826.73
347.328	Culture PG Venue, Patio Rental	.00	.00	.00	(2,874.84)	.00	(1,624.84)	1,624.84	+++	20,419.13
347.331	Culture PG Venue, Meadows Rental	.00	.00	.00	(375.00)	.00	400.00	(400.00)	+++	1,250.00
347.332	Culture PG Venue Picnic Rentals	.00	.00	.00	1,000.00	.00	3,500.00	(3,500.00)	+++	12,394.50
347.333	Culture PG Venue Rental, Hibiscus Rental	.00	.00	.00	175.00	.00	175.00	(175.00)	+++	24,519.33
347.334	Culture PG Venue Rental, Plant Societie	.00	.00	.00	.00	.00	.00	.00	+++	5,600.00
347.335	Culture PG Banyan Bowl Rental	.00	.00	.00	34,050.32	.00	67,722.48	(67,722.48)	+++	141,965.38
347.336	Culture PG Original Entrance Rental	.00	.00	.00	635.00	.00	2,576.00	(2,576.00)	+++	9,823.74
347.337	Culture PG Parking Lot Rental	.00	.00	.00	.00	.00	1,600.00	(1,600.00)	+++	5,813.00
347.338	Culture PG Commercial Video - Photo	.00	.00	.00	750.00	.00	1,350.00	(1,350.00)	+++	4,510.05
347.341	Culture PG Furniture Rental	.00	.00	.00	.00	.00	.00	.00	+++	5,773.10
347.342	Culture PG Donations	.00	.00	.00	394.00	.00	5,593.32	(5,593.32)	+++	6,938.13
347.344	Culture PG Merchandise	.00	.00	.00	.00	.00	.00	.00	+++	2,422.80
347.345	Culture PG Field Trips	.00	.00	.00	819.00	.00	1,058.00	(1,058.00)	+++	7,568.65
347.347	Culture PG Classes and Programs	.00	.00	.00	11,164.75	.00	26,865.00	(26,865.00)	+++	117,655.06
347.350	Culture PG Chili Cook-off Booths	.00	.00	.00	.00	.00	.00	.00	+++	385.00
347.351	Culture PG Chili Cook-off Admission	.00	.00	.00	.00	.00	.00	.00	+++	12,385.00
347.352	Culture PG Holiday Festival Booths	.00	.00	.00	3,850.00	.00	3,850.00	(3,850.00)	+++	4,461.94
347.354	Culture PG Nights of Lights Admission	.00	.00	.00	8,027.50	.00	8,182.50	(8,182.50)	+++	173,691.55
347.356	Culture PG Hammock Pavilion	.00	.00	.00	.00	.00	2,552.50	(2,552.50)	+++	3,555.00



PINECREST

Budget Performance Report

Fiscal Year to Date 11/30/25

Include Rollup Account and Rollup to Object

Account	Account Description	Adopted Budget	Budget Amendments	Amended Budget	Current Month Transactions	YTD Encumbrances	YTD Transactions	Budget - YTD Transactions	% Used/ Rec'd	Prior Year Total
Fund 001 - General Fund										
REVENUE										
Department 000 - .										
Division 00 - .										
347	Culture									
347.357	Culture PG Summer Camps	.00	.00	.00	.00	.00	.00	.00	+++	215,225.00
347.358	Culture Secret Garden	.00	.00	.00	410.00	.00	1,010.00	(1,010.00)	+++	2,099.50
347.359	Culture PG Cypress Hall Rental	.00	.00	.00	6,187.00	.00	17,636.00	(17,636.00)	+++	50,310.87
347.360	Culture PG Cafe Sales	.00	.00	.00	3,294.70	.00	7,275.08	(7,275.08)	+++	1,431.77
347.364	Culture PG Inspiration Room Rental	.00	.00	.00	6,363.50	.00	6,363.50	(6,363.50)	+++	22,163.75
347.365	Culture PG Bridal Room Rental	.00	.00	.00	.00	.00	.00	.00	+++	1,050.00
347.399	Culture PG Credit card fees	.00	.00	.00	(4,538.38)	.00	(8,594.47)	8,594.47	+++	(59,930.00)
	347 - Culture Totals	\$1,902,500.00	\$0.00	\$1,902,500.00	\$137,898.57	\$0.00	\$427,149.41	\$1,475,350.59	22%	\$1,752,301.61
366	Donations									
366.000	Donations all sources	10,000.00	.00	10,000.00	.00	.00	.00	10,000.00	0	.00
	366 - Donations Totals	\$10,000.00	\$0.00	\$10,000.00	\$0.00	\$0.00	\$0.00	\$10,000.00	0%	\$0.00
	Division 00 - . Totals	\$1,992,000.00	\$0.00	\$1,992,000.00	\$148,398.57	\$0.00	\$437,649.41	\$1,554,350.59	22%	\$1,752,301.61
	Department 000 - . Totals	\$1,992,000.00	\$0.00	\$1,992,000.00	\$148,398.57	\$0.00	\$437,649.41	\$1,554,350.59	22%	\$1,752,301.61
	REVENUE TOTALS	\$1,992,000.00	\$0.00	\$1,992,000.00	\$148,398.57	\$0.00	\$437,649.41	\$1,554,350.59	22%	\$1,752,301.61
EXPENSE										
Department 575 - Pinecrest Gardens										
Division 00 - .										
412	Salaries And Wages									
412.000	Salaries And Wages regular	1,142,020.00	.00	1,142,020.00	84,421.47	.00	154,745.57	987,274.43	14	1,077,212.75
	412 - Salaries And Wages Totals	\$1,142,020.00	\$0.00	\$1,142,020.00	\$84,421.47	\$0.00	\$154,745.57	\$987,274.43	14%	\$1,077,212.75
413	Other salaries and wages									
413.000	Other salaries and wages PT	398,845.00	.00	398,845.00	43,495.36	.00	77,642.69	321,202.31	19	513,781.97
413.500	Temporary Wages Pay	.00	.00	.00	.00	.00	.00	.00	+++	12,209.60
	413 - Other salaries and wages Totals	\$398,845.00	\$0.00	\$398,845.00	\$43,495.36	\$0.00	\$77,642.69	\$321,202.31	19%	\$525,991.57
414	Overtime									
414.000	Overtime Pay	21,200.00	.00	21,200.00	661.55	.00	1,024.47	20,175.53	5	17,438.70
	414 - Overtime Totals	\$21,200.00	\$0.00	\$21,200.00	\$661.55	\$0.00	\$1,024.47	\$20,175.53	5%	\$17,438.70
418	Service Award									
418.000	Service Award Pay	12,310.00	.00	12,310.00	2,421.00	.00	3,423.58	8,886.42	28	13,671.99
	418 - Service Award Totals	\$12,310.00	\$0.00	\$12,310.00	\$2,421.00	\$0.00	\$3,423.58	\$8,886.42	28%	\$13,671.99
419	Car									
419.001	Car Allowance	5,400.00	.00	5,400.00	450.00	.00	900.00	4,500.00	17	5,400.00
	419 - Car Totals	\$5,400.00	\$0.00	\$5,400.00	\$450.00	\$0.00	\$900.00	\$4,500.00	17%	\$5,400.00
421	FICA									
421.000	FICA Taxes	122,790.00	.00	122,790.00	10,093.07	.00	18,313.52	104,476.48	15	129,302.48
	421 - FICA Totals	\$122,790.00	\$0.00	\$122,790.00	\$10,093.07	\$0.00	\$18,313.52	\$104,476.48	15%	\$129,302.48



PINECREST

Budget Performance Report

Fiscal Year to Date 11/30/25
Include Rollup Account and Rollup to Object

Account	Account Description	Adopted Budget	Budget Amendments	Amended Budget	Current Month Transactions	YTD Encumbrances	YTD Transactions	Budget - YTD Transactions	% Used/ Rec'd	Prior Year Total
Fund 001 - General Fund										
EXPENSE										
Department 575 - Pinecrest Gardens										
Division 00 -										
422	Retirement									
422.000	Retirement Contributions	164,620.00	.00	164,620.00	11,653.74	.00	21,252.40	143,367.60	13	148,195.16
	422 - Retirement Totals	\$164,620.00	\$0.00	\$164,620.00	\$11,653.74	\$0.00	\$21,252.40	\$143,367.60	13%	\$148,195.16
423	OPEB									
423.000	OPEB Health	216,000.00	.00	216,000.00	16,641.32	.00	22,266.01	193,733.99	10	209,356.73
	423 - OPEB Totals	\$216,000.00	\$0.00	\$216,000.00	\$16,641.32	\$0.00	\$22,266.01	\$193,733.99	10%	\$209,356.73
424	Workers' Compensation									
424.000	Workers' Compensation Insurance	43,360.00	.00	43,360.00	.00	.00	8,094.05	35,265.95	19	32,359.31
	424 - Workers' Compensation Totals	\$43,360.00	\$0.00	\$43,360.00	\$0.00	\$0.00	\$8,094.05	\$35,265.95	19%	\$32,359.31
425	Unemployment									
425.000	Unemployment Compensation	.00	.00	.00	455.52	.00	455.52	(455.52)	+++	.00
	425 - Unemployment Totals	\$0.00	\$0.00	\$0.00	\$455.52	\$0.00	\$455.52	(\$455.52)	+++	\$0.00
426	Vacation/Sick Time									
426.000	Vacation/Sick Time Payout	37,595.00	.00	37,595.00	.00	.00	.00	37,595.00	0	32,686.73
	426 - Vacation/Sick Time Totals	\$37,595.00	\$0.00	\$37,595.00	\$0.00	\$0.00	\$0.00	\$37,595.00	0%	\$32,686.73
431	Professional									
431.000	Professional Services	3,500.00	.00	3,500.00	799.92	.00	2,611.92	888.08	75	30,944.48
	431 - Professional Totals	\$3,500.00	\$0.00	\$3,500.00	\$799.92	\$0.00	\$2,611.92	\$888.08	75%	\$30,944.48
434	Contractual									
434.000	Contractual Services	997,020.00	.00	997,020.00	145,324.55	54,250.00	321,224.05	621,545.95	38	830,174.08
	434 - Contractual Totals	\$997,020.00	\$0.00	\$997,020.00	\$145,324.55	\$54,250.00	\$321,224.05	\$621,545.95	38%	\$830,174.08
440	Travel									
440.000	Travel Per Diem	550.00	.00	550.00	.00	.00	.00	550.00	0	226.06
	440 - Travel Totals	\$550.00	\$0.00	\$550.00	\$0.00	\$0.00	\$0.00	\$550.00	0%	\$226.06
441	Communications									
441.000	Communications Freight	40,885.00	.00	40,885.00	2,500.15	.00	4,647.80	36,237.20	11	35,248.59
	441 - Communications Totals	\$40,885.00	\$0.00	\$40,885.00	\$2,500.15	\$0.00	\$4,647.80	\$36,237.20	11%	\$35,248.59
443	Utilities									
443.000	Utilities Utilities	91,800.00	.00	91,800.00	102.74	.00	5,659.94	86,140.06	6	79,491.11
	443 - Utilities Totals	\$91,800.00	\$0.00	\$91,800.00	\$102.74	\$0.00	\$5,659.94	\$86,140.06	6%	\$79,491.11
444	Rentals and Lease									
444.000	Rentals and Lease Expenses	30,730.00	.00	30,730.00	885.00	.00	4,324.00	26,406.00	14	32,564.51
	444 - Rentals and Lease Totals	\$30,730.00	\$0.00	\$30,730.00	\$885.00	\$0.00	\$4,324.00	\$26,406.00	14%	\$32,564.51
446	Repairs & Maintenance									
446.001	Repairs & Maintenance Vehicles	2,740.00	.00	2,740.00	1,635.91	.00	1,635.91	1,104.09	60	3,296.85
446.002	Repairs & Maintenance Other	137,410.00	.00	137,410.00	7,187.01	.00	10,487.96	126,922.04	8	170,947.28
	446 - Repairs & Maintenance Totals	\$140,150.00	\$0.00	\$140,150.00	\$8,822.92	\$0.00	\$12,123.87	\$128,026.13	9%	\$174,244.13



PINECREST

Budget Performance Report

Fiscal Year to Date 11/30/25

Include Rollup Account and Rollup to Object

Account	Account Description	Adopted Budget	Budget Amendments	Amended Budget	Current Month Transactions	YTD Encumbrances	YTD Transactions	Budget - YTD Transactions	% Used/ Rec'd	Prior Year Total
Fund 001 - General Fund										
EXPENSE										
Department 575 - Pinecrest Gardens										
Division 00 - .										
447	Printing and Binding									
447.000	Printing and Binding Expense	.00	.00	.00	.00	.00	.00	.00	+++	289.00
	447 - Printing and Binding Totals	\$0.00	\$0.00	\$0.00	\$0.00	\$0.00	\$0.00	\$0.00	+++	\$289.00
448	Promotional Activity									
448.000	Promotional Activity Expenses	206,950.00	.00	206,950.00	14,236.01	.00	35,024.01	171,925.99	17	172,721.91
	448 - Promotional Activity Totals	\$206,950.00	\$0.00	\$206,950.00	\$14,236.01	\$0.00	\$35,024.01	\$171,925.99	17%	\$172,721.91
449	Other Current Charges									
449.000	Other Current Charges & Obligations	2,415.00	.00	2,415.00	.00	.00	.00	2,415.00	0	1,978.80
	449 - Other Current Charges Totals	\$2,415.00	\$0.00	\$2,415.00	\$0.00	\$0.00	\$0.00	\$2,415.00	0%	\$1,978.80
451	Office Supplies									
451.000	Office Supplies Expense	5,000.00	.00	5,000.00	19.99	.00	136.76	4,863.24	3	3,655.63
	451 - Office Supplies Totals	\$5,000.00	\$0.00	\$5,000.00	\$19.99	\$0.00	\$136.76	\$4,863.24	3%	\$3,655.63
452	Operating supplies									
452.001	Operating supplies Gas	1,450.00	.00	1,450.00	180.73	.00	302.67	1,147.33	21	2,246.55
452.002	Operating supplies Expense	212,195.00	.00	212,195.00	17,361.69	.00	33,655.62	178,539.38	16	181,982.84
452.572	Operating supplies Parks	70,000.00	.00	70,000.00	7,730.09	.00	11,135.91	58,864.09	16	65,056.50
	452 - Operating supplies Totals	\$283,645.00	\$0.00	\$283,645.00	\$25,272.51	\$0.00	\$45,094.20	\$238,550.80	16%	\$249,285.89
454	Publications, Dues & Training									
454.000	Publications, Dues & Training Expense	15,145.00	.00	15,145.00	834.00	.00	1,287.25	13,857.75	8	6,843.70
	454 - Publications, Dues & Training Totals	\$15,145.00	\$0.00	\$15,145.00	\$834.00	\$0.00	\$1,287.25	\$13,857.75	8%	\$6,843.70
463	Improvements other than Building									
463.000	Improvements other than Building Capital	.00	.00	.00	.00	.00	.00	.00	+++	19,950.00
	463 - Improvements other than Building Totals	\$0.00	\$0.00	\$0.00	\$0.00	\$0.00	\$0.00	\$0.00	+++	\$19,950.00
464	Machinery & Equipment									
464.000	Machinery & Equipment Capital	4,720.00	.00	4,720.00	.00	.00	.00	4,720.00	0	5,690.71
	464 - Machinery & Equipment Totals	\$4,720.00	\$0.00	\$4,720.00	\$0.00	\$0.00	\$0.00	\$4,720.00	0%	\$5,690.71
	Division 00 - . Totals	\$3,986,650.00	\$0.00	\$3,986,650.00	\$369,090.82	\$54,250.00	\$740,251.61	\$3,192,148.39	20%	\$3,834,924.02
	Department 575 - Pinecrest Gardens Totals	\$3,986,650.00	\$0.00	\$3,986,650.00	\$369,090.82	\$54,250.00	\$740,251.61	\$3,192,148.39	20%	\$3,834,924.02
	EXPENSE TOTALS	\$3,986,650.00	\$0.00	\$3,986,650.00	\$369,090.82	\$54,250.00	\$740,251.61	\$3,192,148.39	20%	\$3,834,924.02
	Fund 001 - General Fund Totals									
	REVENUE TOTALS	1,992,000.00	.00	1,992,000.00	148,398.57	.00	437,649.41	1,554,350.59	22%	1,752,301.61
	EXPENSE TOTALS	3,986,650.00	.00	3,986,650.00	369,090.82	54,250.00	740,251.61	3,192,148.39	20%	3,834,924.02
	Fund 001 - General Fund Totals	(\$1,994,650.00)	\$0.00	(\$1,994,650.00)	(\$220,692.25)	(\$54,250.00)	(\$302,602.20)	(\$1,637,797.80)		(\$2,082,622.41)
	Grand Totals									
	REVENUE TOTALS	1,992,000.00	.00	1,992,000.00	148,398.57	.00	437,649.41	1,554,350.59	22%	1,752,301.61

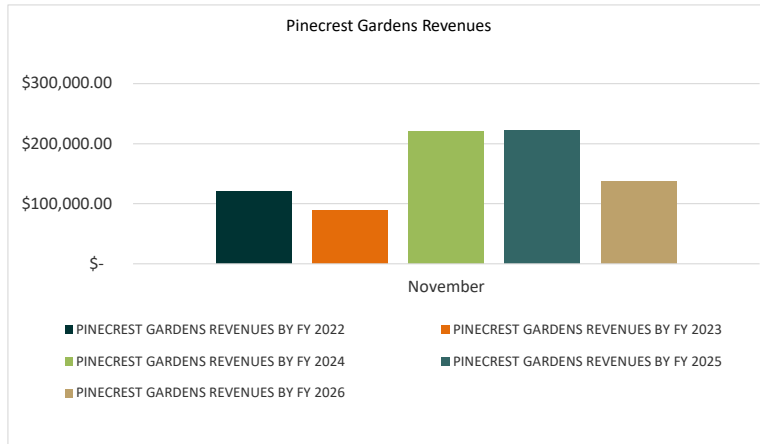


Budget Performance Report

Fiscal Year to Date 11/30/25
 Include Rollup Account and Rollup to Object

EXPENSE TOTALS	3,986,650.00	.00	3,986,650.00	369,090.82	54,250.00	740,251.61	3,192,148.39	20%	3,834,924.02
Grand Totals	(\$1,994,650.00)	\$0.00	(\$1,994,650.00)	(\$220,692.25)	(\$54,250.00)	(\$302,602.20)	(\$1,637,797.80)		(\$2,082,622.41)

PINECREST GARDENS REVENUES					
	FY2022	FY2023	FY2024	FY2025	FY2026
October	\$ 120,551.14	\$ 89,588.77	\$ 220,151.05	\$ 222,207.83	\$ 289,250.84
November	\$ 154,247.36	\$ 172,298.22	\$ 93,919.96	\$ 94,987.79	\$ 137,898.57
December	\$ 228,960.70	\$ 223,364.41	\$ 213,095.90	\$ 275,897.77	
January	\$ 93,963.02	\$ 163,659.44	\$ 204,646.78	\$ 184,424.61	
February	\$ 62,258.25	\$ 175,015.98	\$ 177,124.89	\$ 153,762.00	
March	\$ 147,394.91	\$ 239,995.49	\$ 210,308.28	\$ 195,977.85	
April	\$ 161,418.96	\$ 152,001.67	\$ 180,411.11	\$ 158,851.11	
May	\$ 92,822.09	\$ 129,402.19	\$ 154,140.21	\$ 154,560.65	
June	\$ 91,335.08	\$ 93,099.18	\$ 87,885.63	\$ 85,498.27	
July	\$ 116,502.86	\$ 94,682.00	\$ 90,385.99	\$ 80,655.06	
August	\$ 74,666.62	\$ 76,148.98	\$ 59,190.76	\$ 77,119.00	
September	\$ 50,437.45	\$ 87,521.61	\$ 64,167.96	\$ 68,359.67	
Subtotal	\$ 1,394,558.44	\$ 1,696,777.94	\$ 1,755,428.52	\$ 1,752,301.61	\$ 427,149.41
Grants YTD	\$ 131,698.50	\$ 212,918.00	\$ 195,985.00	\$ -	\$ 10,500.00
Donations YTD	\$ 10,313.00	\$ -	\$ -	\$ -	\$ -
Total Revenues	\$ 1,536,569.94	\$ 1,909,695.94	\$ 1,951,413.52	\$ 1,752,301.61	\$ 437,649.41





PINECREST

Building and Planning Department

DATE: January 2, 2026
TO: Yocelyn Galiano, ICMA-CM, Village Manager
FROM: Paul W. Buckler, Building Director
RE: December 2025 Monthly Report

Attached for your information please find the monthly report for the Building Division of the Building and Planning Department. This report provides data regarding the permitting and inspection activities for the prior month; value of construction amounts and code cases. Presently, all building division functions including intake, reviews and inspections are operating at full capacity with no position vacancies.

Based on the year-to-date activity through December 2025 the following observations can be made when comparing to the same period the previous year:

- All building permit activity has decreased by 21%
- All inspection activity has decreased by 22%
- Code compliance violation issued has decreased by 19%
- New home permit applications have decreased by 36%

ACTIVITY	December 2025	10/1/2023 - 12/31/2024 YTD	10/1/2024 - 12/31/2025 YTD
PERMITS ISSUED			
Building	116	405	374
Electrical	40	185	117
Mechanical	15	70	50
Plumbing/LPGX	41	166	112
Total Permits	212	826	653
Value of Construction	1,900,000	14,621,700	12,422,250
New House Permits	1	11	7

ACTIVITY	December 2025	10/1/2023 - 12/31/2024 YTD	10/1/2024 - 12/31/2025 YTD
CERTIFICATES ISSUED			
Certificate of Occupancy - Residential	2	19	9
Certificate of Completion – Residential	0	0	3
Certificate of Use and Occupancy - Commercial	2	6	3
BUILDING CODE VIOLATIONS			
Cases	1	27	22
INSPECTIONS			
Building and Roofing	692	2,624	2,305
Electrical	162	717	417
Mechanical	81	326	231
Plumbing/LPGX	151	770	502
Total Inspections	1,086	4,437	3,455



PINECREST
MEMORANDUM

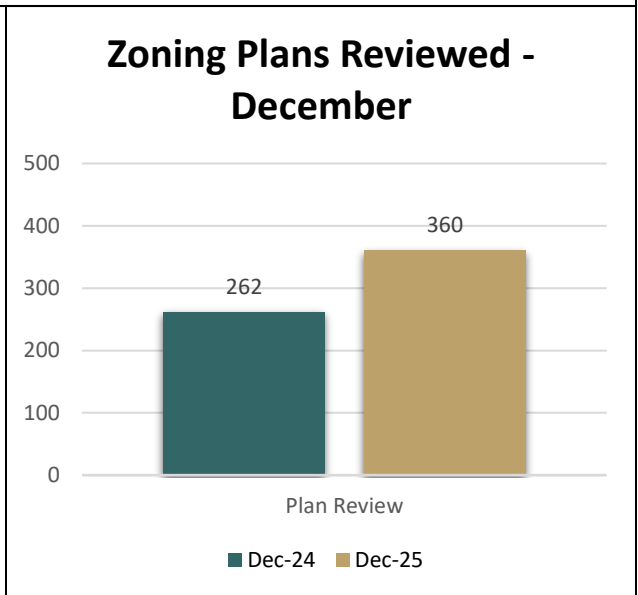
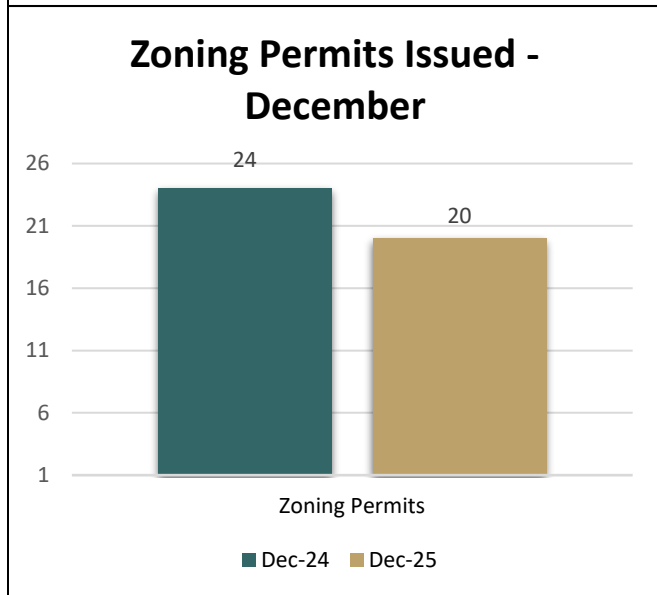
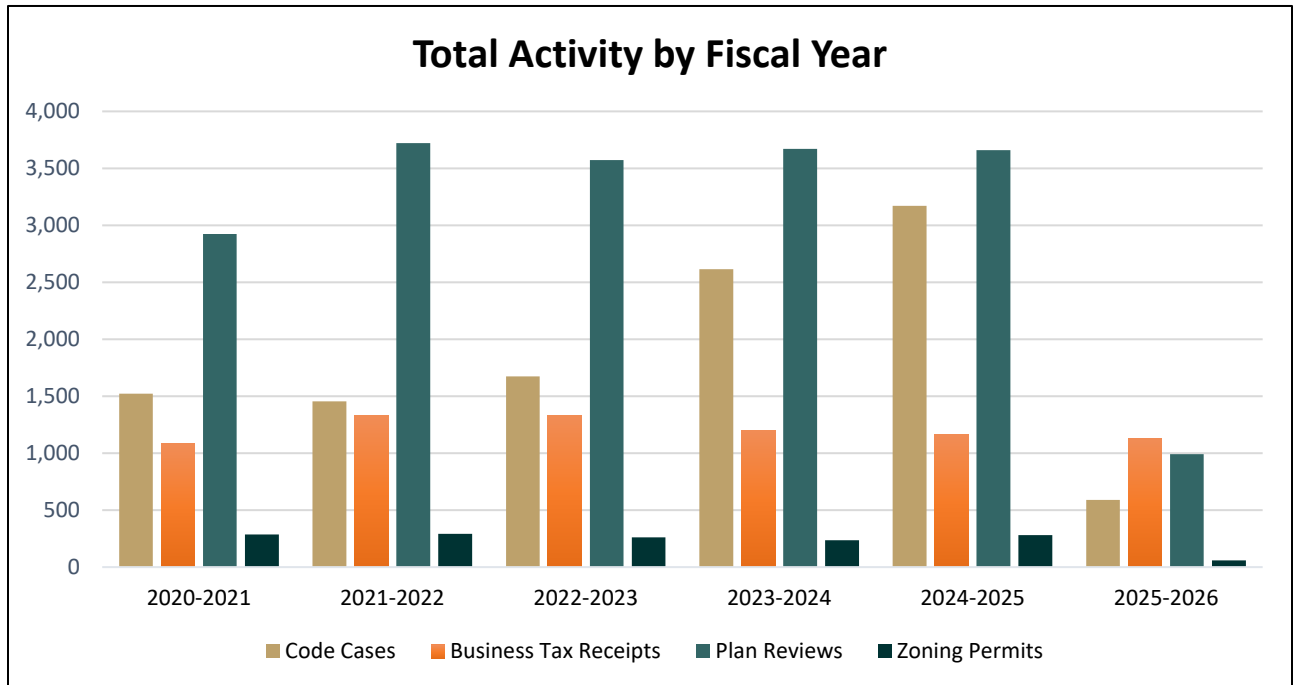
Building and Planning Department

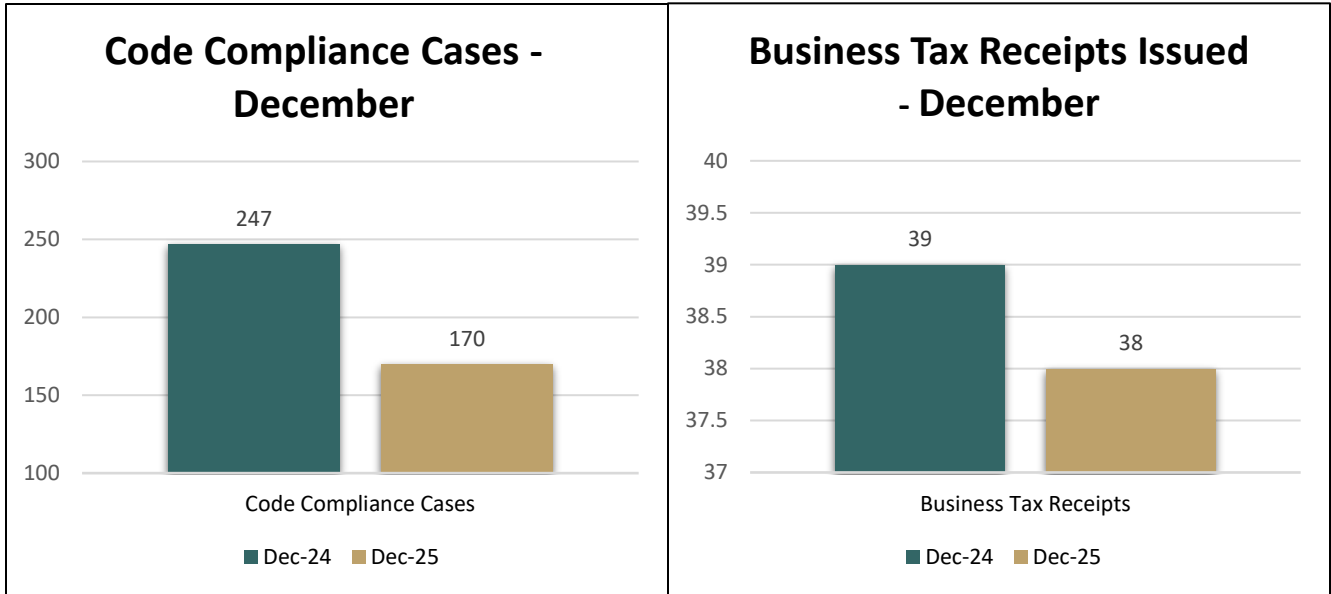
DATE: December 31, 2025
TO: Yocelyn Galiano, ICMA-CM, Village Manager
FROM: Stephen R. Olmsted, AICP, Planning Director
RE: December 2025 Monthly Report

Attached for your information please find the monthly report for the Planning Division of the Building and Planning Department. This report provides data for planning, zoning, and code compliance activities for the prior month as well as a list of noteworthy development projects.

ACTIVITY	December 2025	10/1/2024 - 12/31/2024 YTD	10/1/2025 - 12/31/2025 YTD
PLANNING			
Zoning Compliance – Plans Review	360	807	991
Zoning Letters/Code Interpretations	33	90	95
Zoning Permits	20	63	59
CODE COMPLIANCE			
Code Cases Opened	170 (160 Proactive)	772	591
Code Compliance Reminders	77	366	274
Notices to Appear Issued	15	46	60
Zoning, Landscaping, Local Business Tax, and Foreclosure Inspections	200	621	649
Civil Violations	15	76	51
Special Magistrate Cases	54	87	155
Total Open Cases: 558	N/A	N/A	N/A

ACTIVITY	December 2025	10/1/2024 - 12/31/2024 YTD	10/1/2025 - 12/31/2025 YTD
LICENSES			
Business Tax – New	4	43	40
Business Tax – Renewal	34	73	391
Total licenses Issued & Renewed	38	116	431
Total Active Licenses: 1,126	N/A	N/A	N/A





The following chart provides details regarding noteworthy commercial and residential development and redevelopment that have been approved and are under construction.

Development Projects		
1	University of Miami Medical Office Building	Staff has met with University of Miami to review preliminary conceptual plans for the development of a new medical office building at 13251 Pinecrest Parkway, site of the former Macy’s Furniture building. A site development plan is being prepared and will be scheduled for review by the Village Council in an advertised public hearing following the submittal of a complete application and plans.
2	Temple Bet Shira/True North	<p>A maximum of 400 students for the FY 2025-2026 School Year is permitted. Current enrollment is reported to be 330 students at True North and 30 students at Temple Bet Shira Early Childhood Center.</p> <p>The Village Council’s Development Order limits cars entering True North to a maximum of 167 cars during the a.m. peak hour and 154 cars during the p.m. peak hour.</p> <p>Kimley Horn has completed an audit of the number of permitted cars and found that True North is in compliance with the approved Development Order. On December 5, 2025 and December 8, 2025 Building and Planning Department staff</p>

		conducted two (2) monitoring visits to monitor compliance with True North's approved Car Reduction Plan. The maximum number of cars observed was 142 during the a.m. peak hour, in compliance with limitations of the approved Development Order.
4	Coral Oaks Tennis Club	An application for modification of an approved site plan was approved by the Village Council on September 16, 2025. The tennis club has completed the required noise attenuation study and has indicated that they will transmit the results to the Village in the near future. Staff will review an application for building permits when submitted.



PINECREST
MEMORANDUM
Parks and Recreation Department

DATE: January 2, 2026

TO: Yocelyn Galiano, ICMA-CM, Village Manager

FROM: Robert C. Mattes, CPRE, CPSI, Parks and Recreation Director



RE: December 2025 Monthly Report

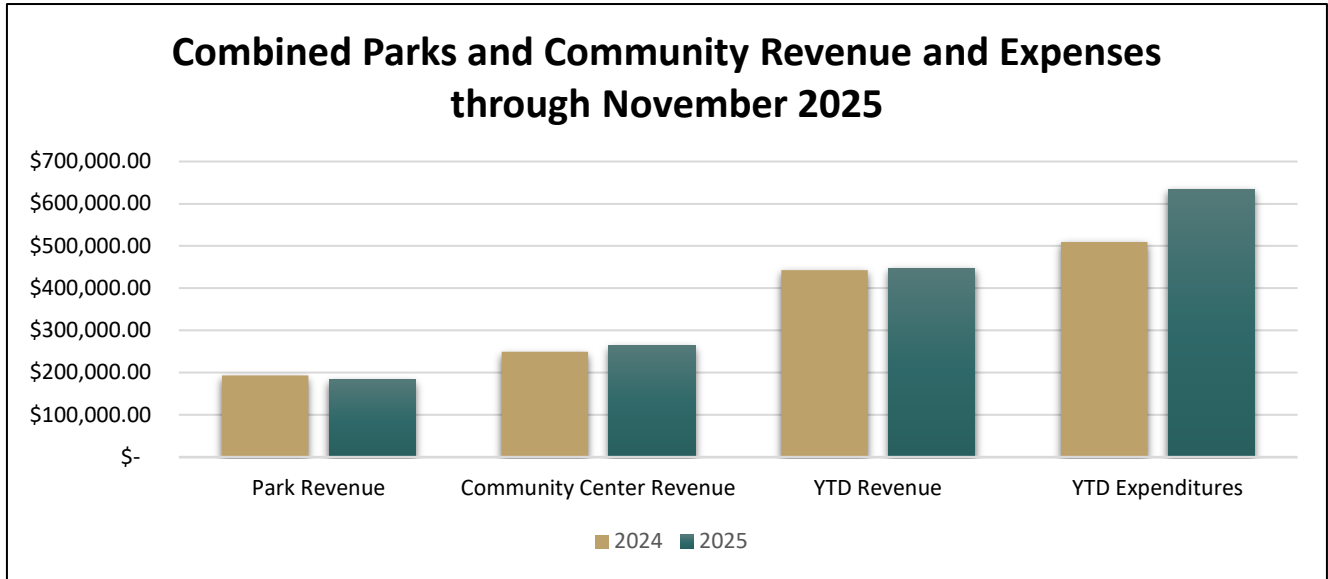
December was a month of achievements and celebration for the Pinecrest Parks and Recreation Department. We congratulate Tony Lamazares on earning his Certified Parks and Recreation Professional (CPRP) certification, a prestigious credential that reflects his commitment to professional excellence and high-quality service to our residents. The department also celebrated our Pinecrest Pioneers by hosting 110 residents over the age of 80 for the annual senior celebration, reinforcing Pinecrest's dedication to community connection and inclusion.

Capital improvement projects continued to advance across the Village. Coral Pine Park construction is nearing completion, with substantial completion anticipated in mid to late February and full completion by mid to late March. The Aleyda Mas Park roof project is nearly complete and awaiting the delivery of roof tiles expected in late January. Construction documents for the Aleyda Mas Park building and land renovation are in the first round of permitting and are expected to be completed and released for bidding in late January or early February. At Gary Matzner Park, the restroom and office building are taking shape and the walking path is underway. The Veterans Wayside Park beautification project continues to progress well, with the oolite seating wall completed, walking paths underway, and playground installation expected to begin in late January.

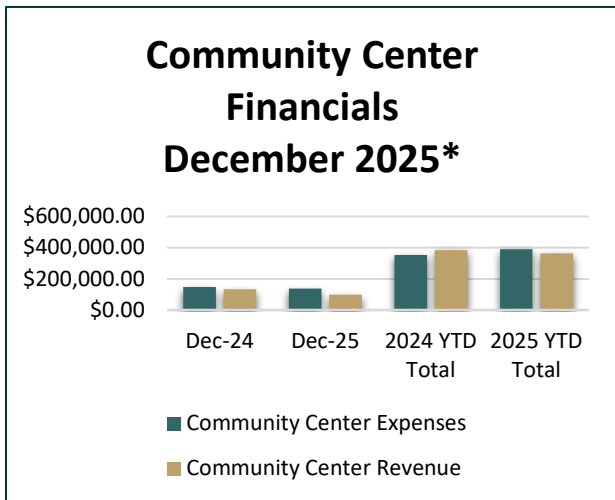
Department operations and programming also saw positive outcomes. The Pinecrest Community Center gym was expanded to better meet patron needs following the long-term decline of the spinning program, and members have responded very positively to the additional space and new replacement equipment. The landscape crew remained hard at work throughout Pinecrest, maintaining parks and rights-of-way, with continued progress in removing invasive vines and noticeable improvements across the system. Winter camps held during the school break were very successful, with STARS Winter Camp continuing to grow and the World of Tech and Coding Camp rebounding from last year's cancellation with 22 enrolled campers.

PERFORMANCE METRICS

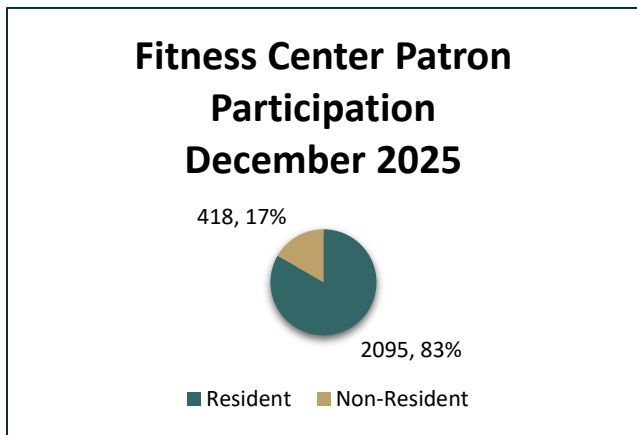
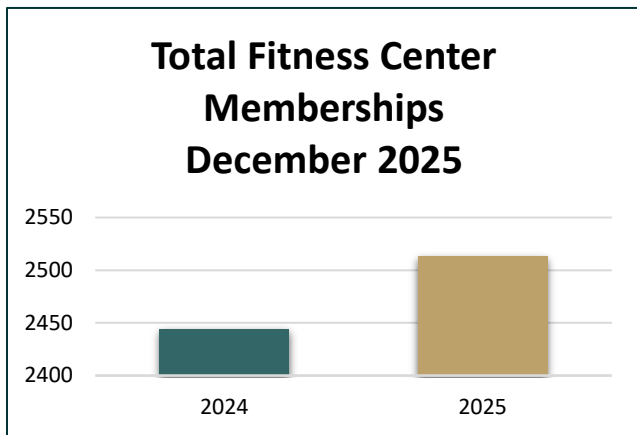
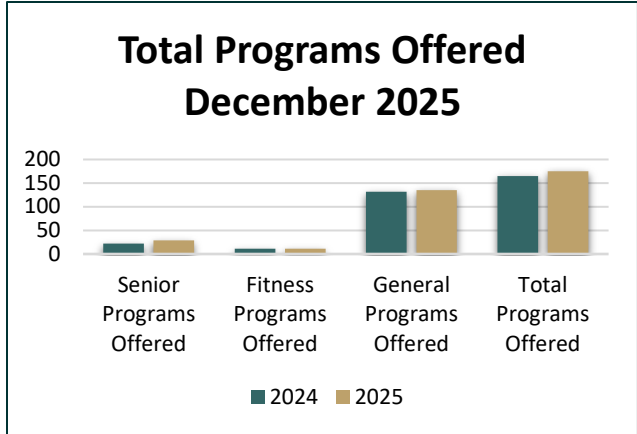
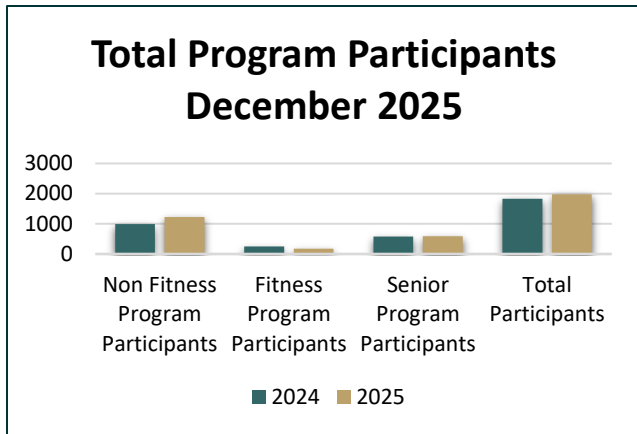
The following graphics represent general performance metrics for the Parks and Recreation Department and Pinecrest Community Center.

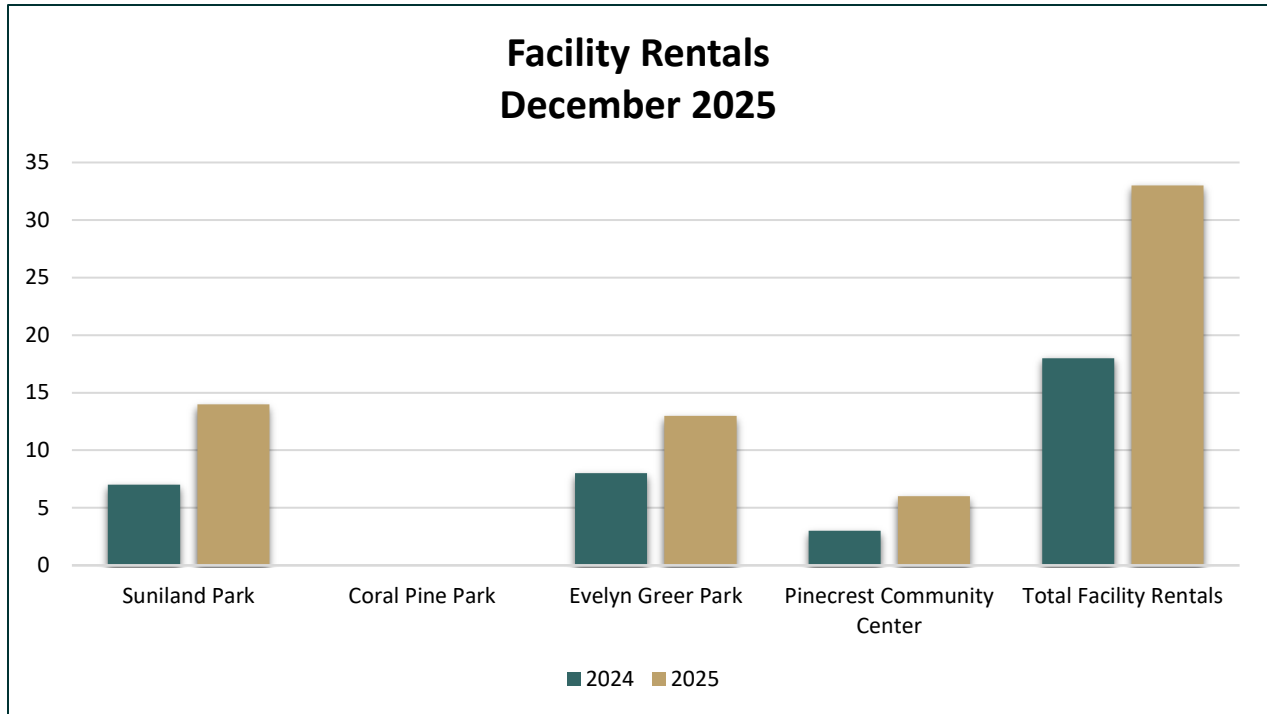


The Parks and Recreation Department is currently operating at a 70.59% Fiscal Year cost recovery rate through the month of November.

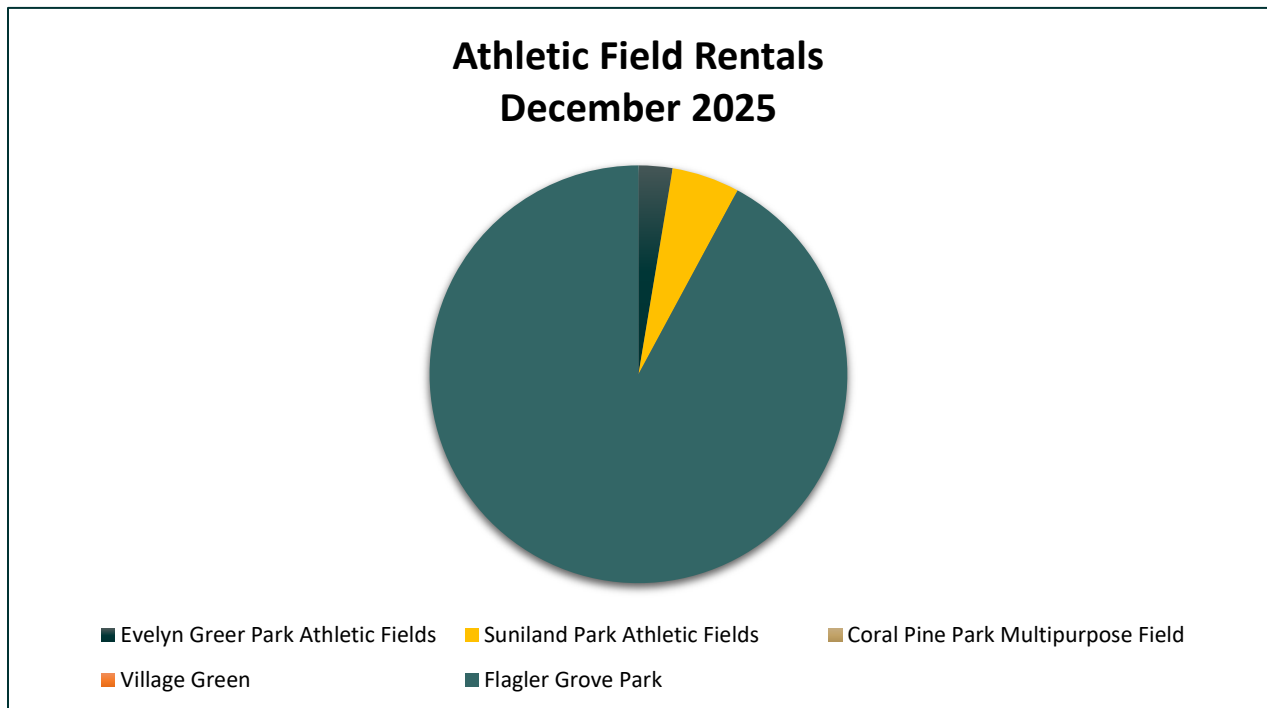


**Note: The above graphic does not represent the final Community Center revenue or expenses for December. Updated December revenue and expenses will be reported in the January report.*





The Pinecrest Parks and Recreation Department is proud to partner with various youth sports associations to offer opportunities for young people to learn new skills and develop their athletic proficiencies. The field rental chart below represents the ratio of athletic field rentals outside of regular league play.





PINECREST
MEMORANDUM

Pinecrest Gardens Department

DATE: December 29, 2025

TO: Yocelyn Galiano, Village Manager

FROM: Cristina Blanco, Pinecrest Gardens Director *Cristina Blanco*

RE: Pinecrest Gardens Monthly Report

The narrative portion of this report for Pinecrest Gardens highlights departmental achievements from November 1 to December 31, 2025. The data charts summarize YTD metrics for the month of November 2025.

Education

November and December reflected steady engagement across education programs despite seasonal travel and holiday scheduling. Parent & Me active memberships increased to 49, a strong result for a period that typically experiences lower renewals. Homeschool Co-School launched its second session on November 12 with 12 students, and Little Lizards began the season with two sold-out sessions and 43 tickets sold. While November is traditionally slower for field trips, the Gardens welcomed six school and group visits.

Cultural Passport partnerships remained a highlight, including a November 18 Fushu Taiko performance that filled the Banyan Bowl and served 516 public school students, with additional programming continuing into December. Several programs were temporarily relocated due to exhibitions and holiday events, with staff proactively communicating changes to ensure a positive experience. The submission period for the 12th Annual Student Art Contest opened on November 10, culminating in January alongside the Art & Design Fair. During this period, the Gardens also implemented bilingual (Spanish/English) maps and concluded the second semester of education programming.

Arts, Performances & Events

November and December were exceptionally active months for performing and visual arts, serving thousands of patrons across ticketed performances, cultural programs, and special events. The Gardens hosted Uncorked + Sound Sessions, an intimate cabaret-style jazz experience presented in two performances that welcomed approximately 270 attendees. The Jazz at Pinecrest Gardens series continued with a second sold-out concert featuring Troy Anderson and the Hot Five, drawing more than 540 guests.

The installation and opening of the Nights of Lights holiday festival, which ran from December 5 through December 28, transforming the Gardens into a seasonal destination for evening visitors. The festival was complemented by the first Tropical Nights: Parranda Navideña concert, which played to a sold-out audience and added a festive cultural highlight to the season.

The Candlelight Open Air Concerts, featuring music inspired by The Beatles, ABBA, and Queen, delivered two nights of performances in the Banyan Bowl, welcoming approximately 1,800 attendees combined. Visual arts programming continued with Art in the Gardens exhibitions, including Sneaker Stories and Walter Mercado, while the Gardens also hosted the annual State of the Village and Employee Holiday Luncheon events.

Fall cultural arts programming at Pinecrest Gardens continued to elevate the Village’s visibility through positive regional media coverage, playing a critical role in driving attendance and supporting ticket sales. Special exhibitions Sneaker Stories and Walter Mercado: Fe, Esperanza, y Amor, alongside signature events such as Tropical Nights and Nights of Lights, generated strong interest across print, radio, television, and digital platforms. Coordinated efforts between programming and communications resulted in multiple media features and influencer interviews, reinforcing Pinecrest Gardens’ position as a cultural destination while also providing essential public recognition for funders and sponsors whose investments rely on measurable visibility and community reach.

Grant activity also advanced during this period. The National Endowment for the Arts reopened its America 250 grant opportunity, and the Gardens applied in support of music programming. Following the State of Florida’s cancellation of its 2025–26 Arts & Culture grant cycle in November, the program reopened for resubmission in December. During the subsequent grant panel review, the Village scored within the top 10% of applications, receiving 98 out of 100 points and commendation from reviewers for intentional programming and high-quality curation, with remarks encouraging the Gardens to “keep up the impactful cultural arts programs.” While funding outcomes remain uncertain due to ongoing restructuring and changes in criteria, award announcements are anticipated in spring or summer 2026.

Horticulture & Collections

Horticultural activity focused on preparation for Nights of Lights and the increased demands of the winter event season. Key work included the relocation of a native Gumbo-limbo tree from the Whilden-Carrier Cottage area to the berm between Swan Lake and the Nursery. Phase one of the Cottage landscape planting was initiated, introducing native foundation shrubs and groundcover. Additionally, three rare palm species—uncommon in cultivation and vulnerable to habitat loss—were planted in select garden locations, further strengthening the Gardens’ conservation-focused collection.

Rentals, Concessions & Capital Projects

Operations remained highly active through the end of December, with events and rentals occurring multiple times each week. Private rentals—including weddings and special celebrations—continued alongside robust public programming. Concession sales associated with November events experienced a spike due to the availability of our Cypress Hall.

Four capital improvement projects remained underway during this period: The Banyan Bowl restroom refurbishment, Pinecrest Gardens Nursery Project, Lakeview Terrace Project, and historic window replacement, all of which were progressing toward anticipated completion. Collectively, these projects support long-term infrastructure improvements and enhance visitor amenities.

Pinecrest Gardens – By the Numbers

Below the charts demonstrate fiscal year-to-date performance metrics through November 2025 compared to the same period the prior FY2024.

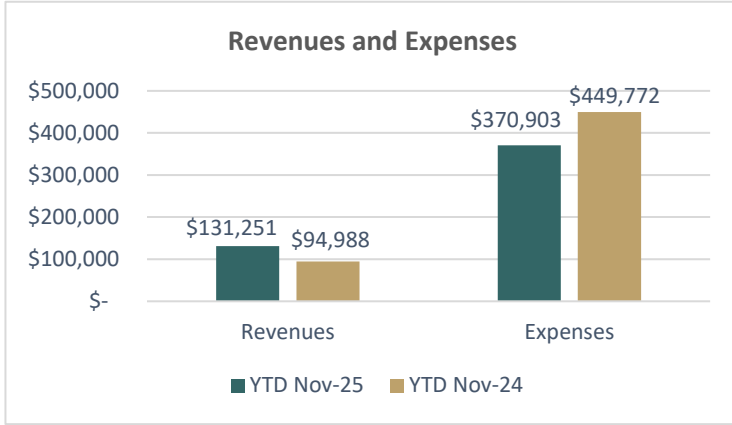


Chart 1 – Financial Summary

November '25 is trending with higher year-over-year revenues and improved cost recovery, supported by strong concessions performance, increased venue rental activity, and solid performance in music concerts and special events compared to the same period last year.

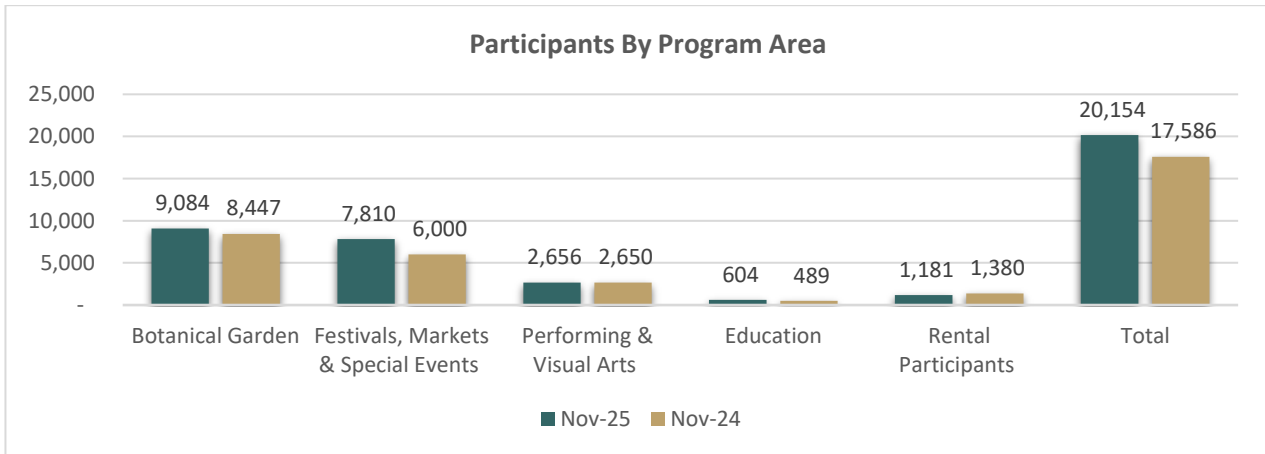


Chart 2 – Participation: Total participation increased compared to November '24, primarily driven by higher attendance in the Botanical Garden and Festivals, Markets, and Special Events, resulting in higher overall engagement.

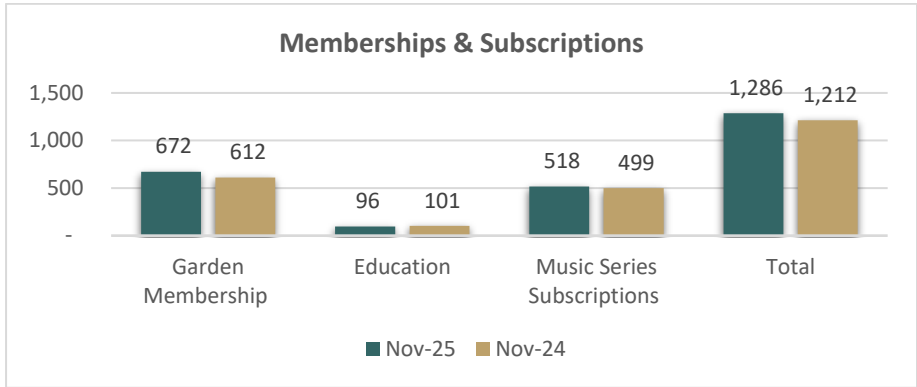


Chart 3 – Membership & Subscriptions

Total memberships and subscriptions increased compared to November '24, reflecting growth in garden memberships and music series subscriptions, with education enrollments remaining relatively consistent.

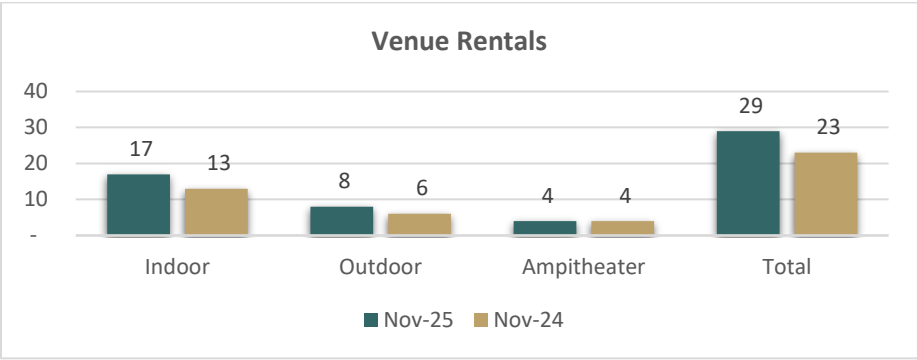


Chart 4 – Venue Rentals

Venue rental activity increased compared to November '24, rising from 23 to 29 rentals, reflecting stronger indoor and outdoor utilization with consistent amphitheater use.

Progress Dashboard

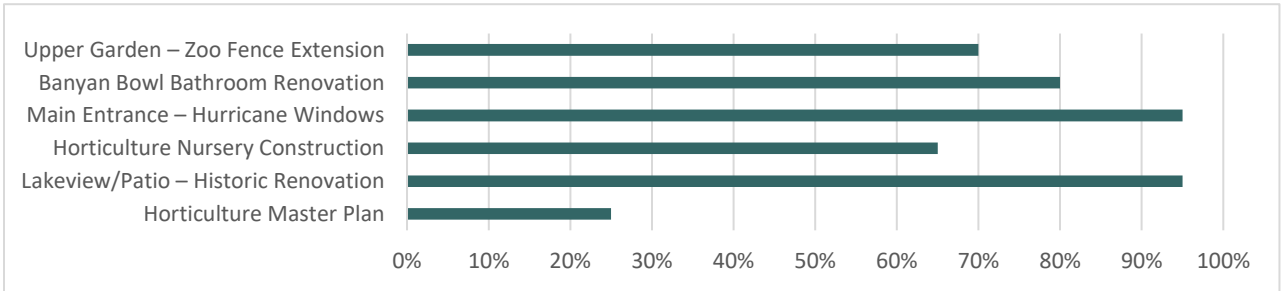


Chart 5 – Progress Dashboard: Progress continues across capital improvement and master plan projects, with multiple initiatives substantially complete and others advancing through construction and planning phases.



PINECREST
MEMORANDUM

Public Works Department

DATE: January 9th, 2025

TO: Yocelyn Galiano, ICMA-CM, Village Manager

FROM: David J. Mendez, PE, Public Works Director *David J. Mendez*

RE: January 2026 Monthly Report

Attached for your information please find the monthly report for the Public Works Department. This report provides a synopsis of the larger projects that are currently underway or completed the prior month, as well as data regarding the number of permits reviewed, inspections completed, and resident-driven work orders completed during the prior month.

STREET TREES PLANTED													
Year	Oct	Nov	Dec	Jan	Feb	Mar	Apr	May	Jun	Jul	Aug	Sep	Total
FY 23													160
FY 24										36	25	4	65
FY 25	13	36	17	15	1	11	0	10	14	13	20	2	152
FY 26	3	16	39										58

DRAINAGE PROJECT	PHASE PERCENT COMPLETED			
	DESIGN	PERMIT	BID	CONSTRUCTION
SMP – Basin 1- Phases 1&2	100%	100%		0%
SMP – Basin 2 – Phase 1	100%	100%	100%	10%
SMP – Basin 2 – Phase 2	100%	100%	100%	14%
SMP – Basin 3	100%	50%		
SMP – Basin 4	100%	50%		
SMP – Basin 6	100%	100%		
72 Avenue Drainage	100%	100%	100%	100%
130 Terrace Drainage	100%	100%	100%	100%
69 Court Drainage	100%	100%	100%	100%

Note: SMP=Stormwater Master Plan

TRANSPORTATION PROJECTS	PHASE PERCENT COMPLETION			
	DESIGN	PERMIT	BID	CONSTRUCTION
136 St Roundabout Sculptures	100%	75%		
82 Ave Complete Street Project	Pending design concept selection			
Chapman Field Dr/60 Ave Crosswalk	100%	NA	NA	100%
Green Mast Wrapping Project	100%	100%	100%	100%
Intersection Project 77 Ave & 104 St	90%			
Kendall & Ludlam Intersection Roadway Project	80%	95%		
Kendall Drive SUP	100%	100%	100%	67%
Ludlam Rd Bridge Pedestrian Project	Funding in the amount of \$250K for construction recently re-instated by MDC-TPO			
Ludlam Rd SUP Project	30%			
Ludlam Rd ROW Project	30%			
Ludlam Rd SUP/Streetscape (C-2 Canal to US1) Cancelled -Funding Pulled by MDC- Now County Parks Dept now will design from US 1 to Ludlam then north to the shopping center. County's plan does not connect to US 1 and costs 3x our estimate. Fence reolation from Ludlam to C-2 Canal complete.				
Sidewalk Installation – Red Rd: from 94 St to Kendall Dr	100%	100%	100%	100%
Suniland Annex Repaving Project	NA	NA	100%	100%
Wayside Market Crosswalk	100%	98%		
Sidewalk Flag Replacement – Phase 1	n/a	n/a	100%	100%
Sidewalk Flag Replacement – Phase 2	n/a	n/a	100%	100%
Sidewalk Flag Replacement – Phase 3	n/a	n/a	100%	100%
Sidewalk Flag Replacement – Phase 4	n/a	n/a	100%	100%

TRAFFIC STUDIES UNDERWAY	
1	Task 16 SW 65 th Ave at SW 123 rd St, SW 123 rd Ter, SW 126 th St Rd - study completed – project paused
2	Traffic Study for SW 132 nd street at SW 84 th ave and at SW 83 rd court- study to be completed in 6-8 weeks from 10/30/25
3	Traffic Study for Bella Vista/ Red Road Intersection- 72 hours of data has been collected as of 11/24/25
4	Technical Memorandum at SW 71 ave at SW 130 th street- Report received

INTERGOVERNMENTAL PROJECTS - ONGOING	
Miami-Dade County	
Kendall/Red Intx. Improvement	100% Complete – County is not milling and resurfacing the intx.
136 St and 67 Ave Roundabout	100% complete and operational.
136 St and Old Cutler Rd Roundabout	100% complete and operational.
Red Road Bridge Repair	County reported that this project will be re-bid.
Howard Drive Bridge	100% complete and operational.
Florida Department of Transportation	
Sidewalk Connection at 826 Ramp	FDOT studied and determined sidewalk connection was not feasible. After follow-up meeting, FDOT agreed to revisit the study. Advised, this area is part of a PD&E study which may recommend closure of 100 St ramp.

PLAN REVIEWS COMPLETED													
Year	Oct	Nov	Dec	Jan	Feb	Mar	Apr	May	Jun	Jul	Aug	Sep	Total
FY 23	135	132	127	70	74	74	77	95	120	129	99	114	1246
FY 24	116	108	112	87	96	73	121	93	79	91	74	79	1129
FY 25	92	36	100	48	89	98	71	88	75	71	96	92	956
FY 26	104	73	89										266


INSPECTIONS COMPLETED													
Year	Oct	Nov	Dec	Jan	Feb	Mar	Apr	May	Jun	Jul	Aug	Sep	Total
FY 23	23	21	32	35	31	23	24	20	36	27	57	30	359
FY 24	27	35	29	29	23	26	26	38	45	36	35	40	389
FY 25	47	33	55	61	47	42	39	44	51	75	50	44	588
FY 26	62	43	80										185

WORK ORDERS COMPLETED													
Year	Oct	Nov	Dec	Jan	Feb	Mar	Apr	May	Jun	Jul	Aug	Sep	Total
FY 23											108	165	
FY 24	102	142	94	103	155	105	94	100	120	159	118	99	1391
FY 25	80	66	68	87	52	83	36	21	15	24	35	17	584
FY 26	24	18	11										53



PINECREST
MEMORANDUM

Police Department

DATE: December 18, 2025
TO: Yocelyn Galiano, ICMA-CM, Village Manager
FROM: Jason Cohen, Police Chief 
RE: November 2025 Monthly Report

Attached for your information please find the monthly report for the Police Department. This report provides data regarding crime in Pinecrest, as well as a synopsis of noteworthy activity for the prior month. Following investigations by the Detective Bureau, the reported data is subject to possible reclassification in subsequent months.

CATEGORY	Nov-24	Nov-25	Jan - Nov 2024	Jan - Nov 2025
BAKER ACT-MENTAL	4	5	41	44
DECEASED PERSON	1	1	14	12
DISTURBANCE	51	47	421	328
DOMESTIC VIOLENCE	0	1	12	11
FALSE ALARMS	102	91	1172	1077
FRAUD/ECONOMIC CRIMES	7	8	104	102
FIELD INTERVIEWS	8	0	23	3
FOUND PROPERTY	5	2	24	16
MISSING PERSONS	0	0	1	2
NARCOTIC VIOLATIONS	0	0	4	8
INDECENT EXPOSURES	1	0	1	1
LEWD & LASCIVIOUS ACT	0	0	2	0
SIMPLE ASSAULT	2	3	36	38
SUSPICIOUS PERSON-VEHICLE	10	2	109	74
THEFT*	22	21	270	237
VANDALISM	0	1	26	19
VEHICLE RECOVERY	0	0	4	3
WARRANT ARRESTS	0	0	21	24
WEAPONS VIOLATION	0	0	0	0



PART 1 CRIME DURING PRIOR 12 MONTHS

CRIME TYPE	Dec 2024	Jan 2025	Feb 2025	Mar 2025	Apr 2025	May 2025	June 2025	July 2025	Aug 2025	Sept 2025	Oct 2025	Nov 2025
Homicide	0	0	0	0	0	0	0	0	0	0	0	0
Forcible Rape	0	0	0	1	0	0	0	0	0	0	0	0
Robbery	0	0	0	1	1	0	0	1	0	0	1	0
Agg. Assault	1	0	1	0	0	0	0	2	0	3	1	0
Burglary	5	1	3	7	1	2	3	5	2	4	3	3
Larceny*	16	22	20	26	18	17	16	22	27	23	25	21
Arson	0	0	0	0	0	0	0	0	0	0	0	0
Auto Theft	2	3	1	0	3	2	1	4	2	2	1	1
Total Part 1	24	26	25	35	23	21	20	34	31	32	31	25

Note: *Includes vehicle burglary

PART 1 CRIME - COMMERCIAL DISTRICTS 2025

CRIME TYPE	Jan 2025	Feb 2025	Mar 2025	Apr 2025	May 2025	Jun 2025	July 2025	Aug 2025	Sept 2025	Oct 2025	Nov 2025	Dec 2025
Homicide	0	0	0	0	0	0	0	0	0	0	0	
Forcible Rape	0	0	0	0	0	0	0	0	0	0	0	
Robbery	0	0	1	0	0	0	1	0	0	0	0	
Agg. Assault	0	0	0	0	0	0	2	0	2	0	0	
Burglary	1	0	0	0	0	1	0	0	0	0	0	
Larceny*	13	16	15	9	12	12	19	22	16	14	12	
Arson	0	0	0	0	0	0	0	0	0	0	0	
Auto Theft	1	0	0	0	0	0	0	1	0	0	0	
Total Part 1	15	16	16	9	12	13	22	23	18	14	12	

Note: *Includes vehicle burglary

PART 1 CRIME - RESIDENTIAL DISTRICTS 2025

CRIME TYPE	Jan 2025	Feb 2025	Mar 2025	Apr 2025	May 2025	Jun 2025	July 2025	Aug 2025	Sept 2025	Oct 2025	Nov 2025	Dec 2025
Homicide	0	0	0	0	0	0	0	0	0	0	0	
Forcible Rape	0	0	1	0	0	0	0	0	0	0	0	
Robbery	0	0	0	1	0	0	0	0	0	1	0	
Agg. Assault	0	1	0	0	0	0	0	0	1	1	0	
Burglary	0	3	7	1	2	2	5	2	4	3	3	
Larceny*	9	4	11	9	5	4	3	5	7	11	9	
Arson	0	0	0	0	0	0	0	0	0	0	0	
Auto Theft	2	1	0	3	2	1	4	1	2	1	1	
Total Part 1	11	9	19	14	9	7	12	8	14	17	13	

Note: *Includes vehicle burglary

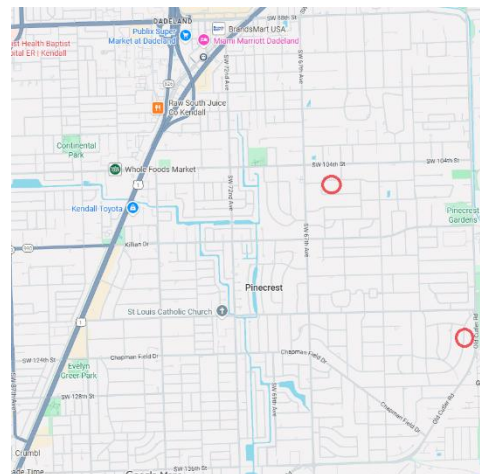
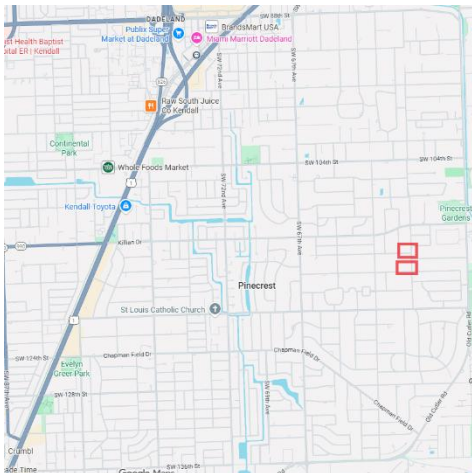
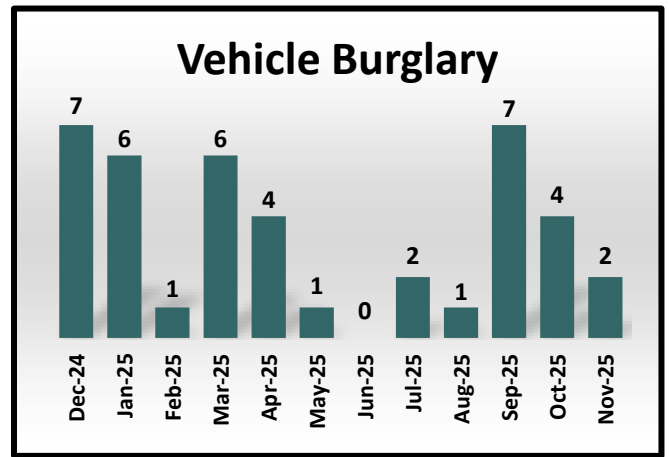
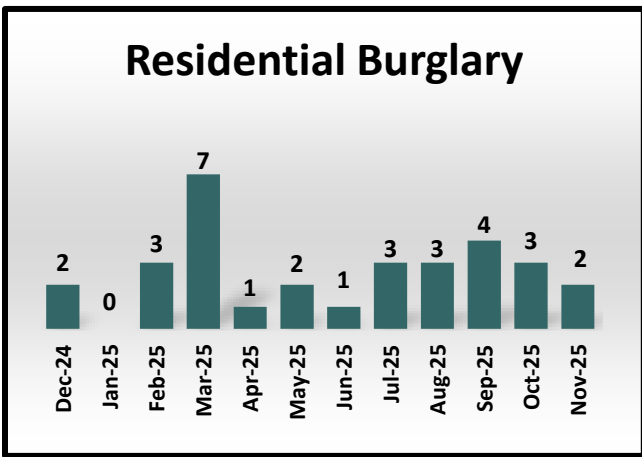
DETECTIVE BUREAU

The Criminal Investigation Section received a total of 36 cases for the month of November 2025. All were assigned to a member of the Investigations Section for follow-up. Twenty cases were reclassified as inactive due to insufficient investigative leads, or no further police action required, one exceptionally cleared, and seven cleared by arrest. The bar charts below provide residential and vehicle burglaries data for the prior 12 months.

The maps below provide the locations of the residential and vehicle burglaries for the month of October 2025.

Residential Burglary Location(s)

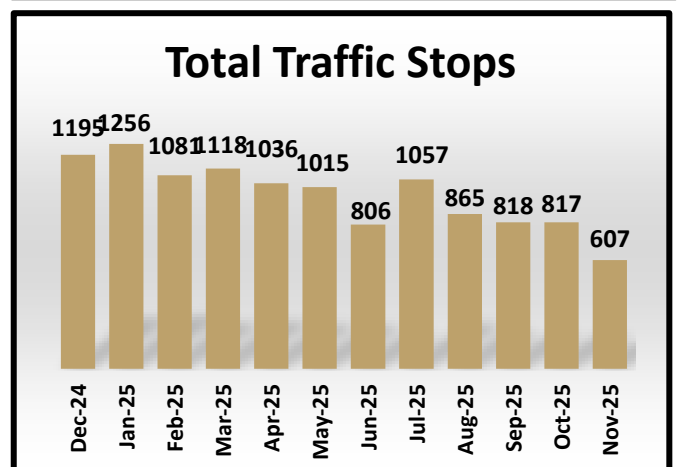
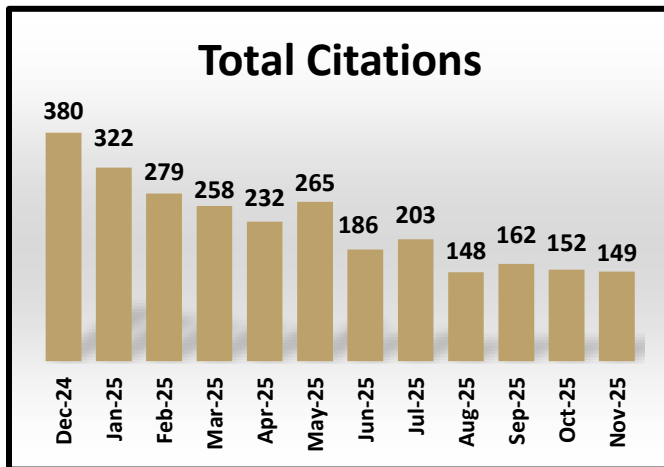
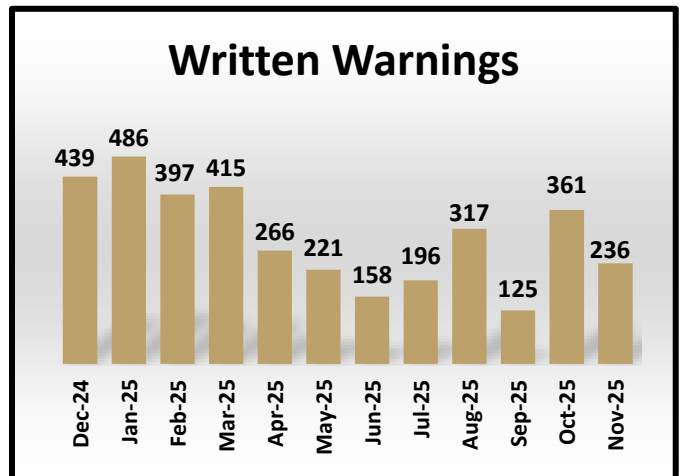
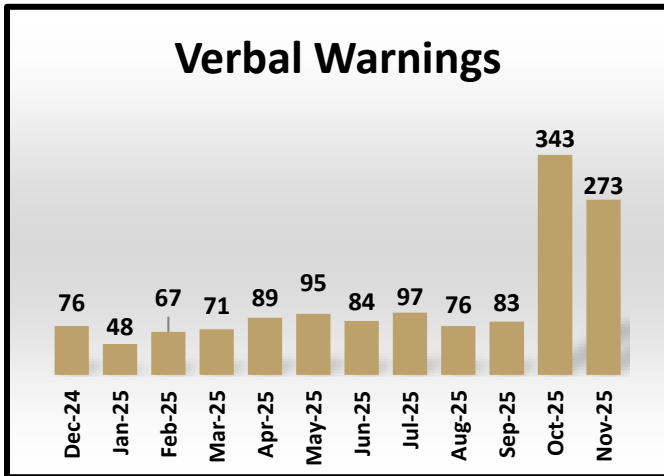
Vehicle Burglary Location(s)



VICTIM SERVICES

During the month of November 2025, the Victim Services Coordinator contacted 6 victims. All victims were provided with intervention services and support at some level. Contact is not initiated in commercial cases where the victim is a business entity.

PATROL ACTIVITY AND TRAFFIC ENFORCEMENT DATA

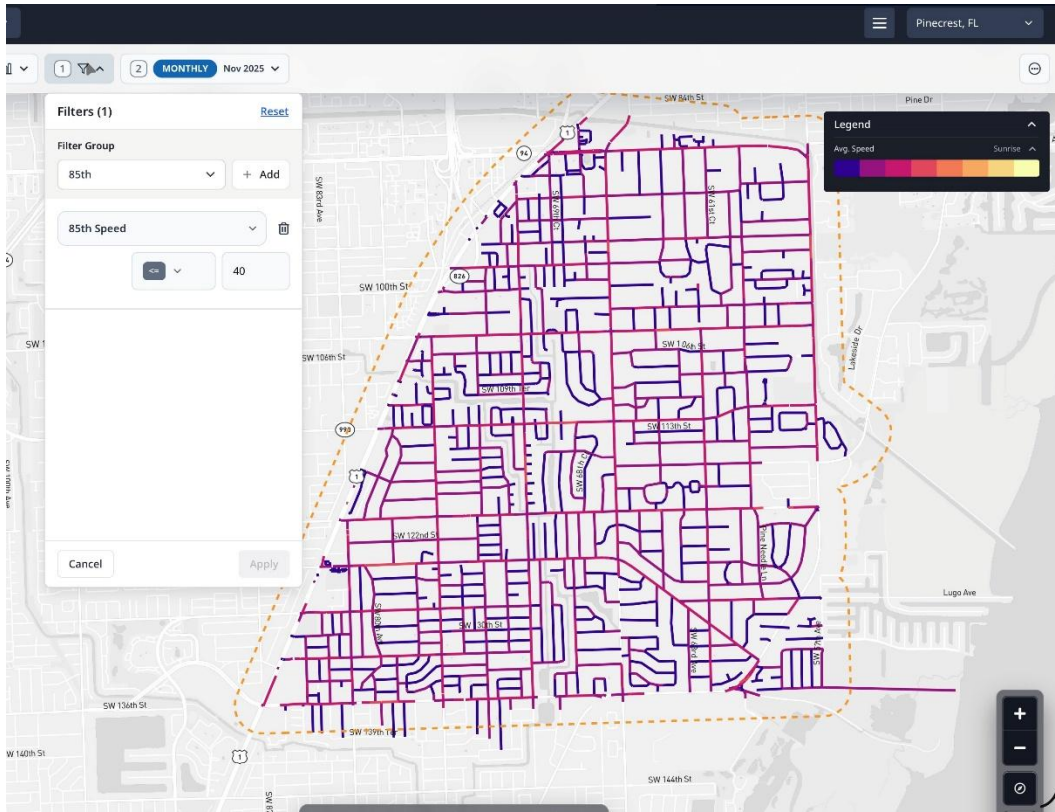


MILES PATROLED – PRIOR 3 MONTHS	
September	21,939
October	23,530
November	21,979

TRAFFIC CRASH INVESTIGATIONS

Area	Dec 2024	Jan 2025	Feb 2025	Mar 2025	Apr 2025	May 2025	June 2025	July 2025	Aug 2025	Sep 2025	Oct 2025	Nov 2025	Total
Interior	45	34	46	43	48	45	36	38	53	42	49	53	532
US 1	38	24	18	21	22	25	22	16	25	28	24	27	290
Pedestrian	0	1	0	1	0	0	0	0	1	1	0	2	6
Bicyclist	0	0	1	2	1	1	0	0	1	1	3	1	11

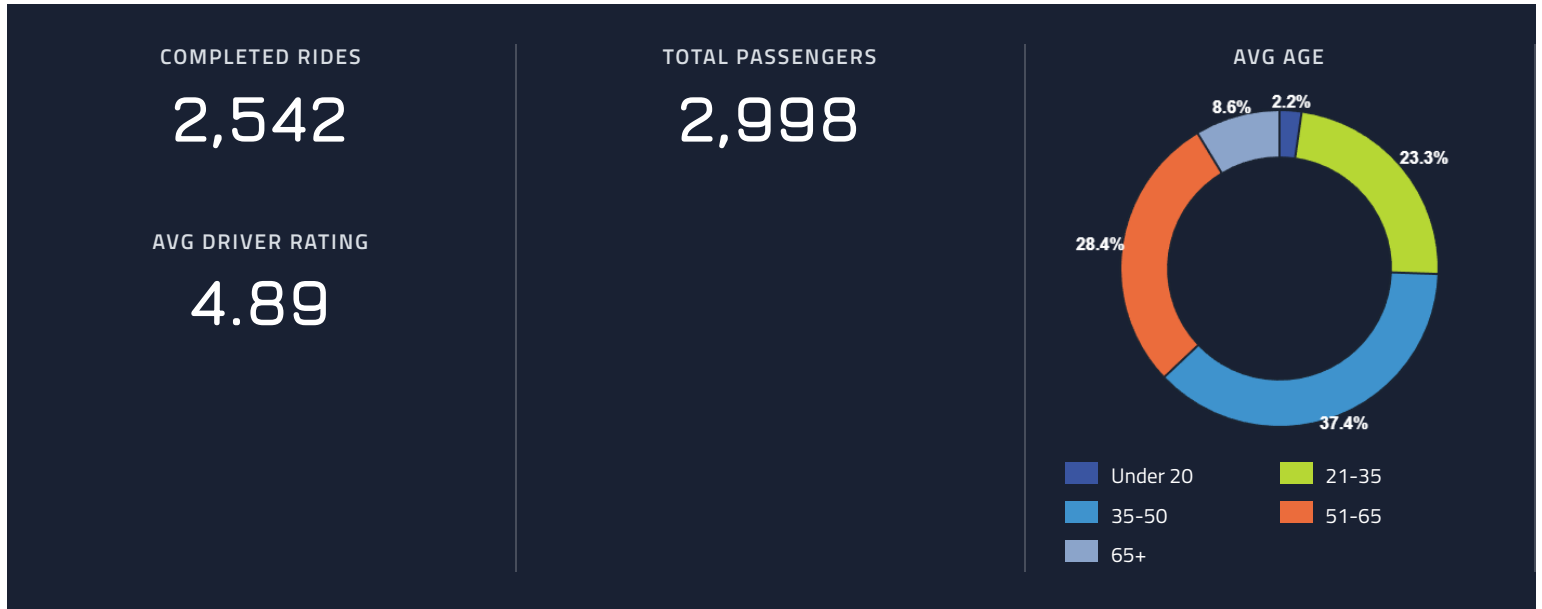
Aggregated Speed Data: 85th percentile Village wide (excludes US1)
 85th speed percentile <=40



CRIME PREVENTION

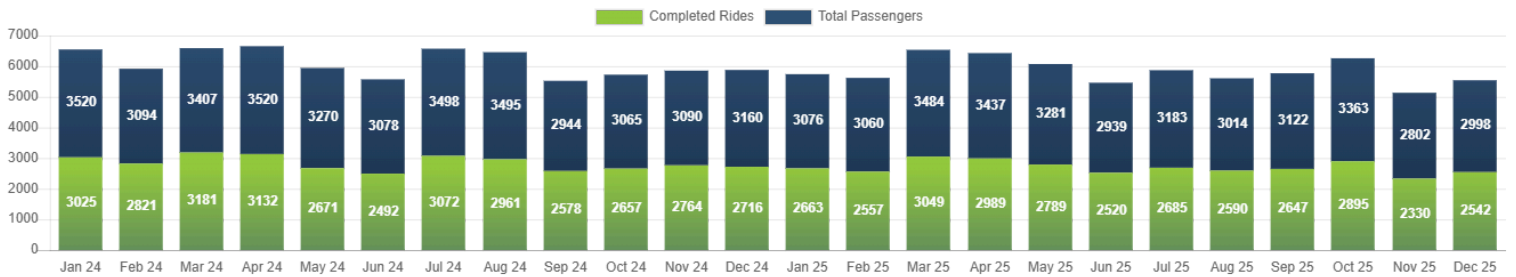
ACTIVITY	Dec 2024	Jan 2025	Feb 2025	Mar 2025	Apr 2025	May 2025	June 2025	July 2025	Aug 2025	Sept 2025	Oct 2025	Nov 2025
Crime Tips Distributed	446	454	338	461	510	458	494	363	346	156	222	371
Watch Orders Conducted	2088	1790	1245	1674	1577	1846	2149	2380	1745	1647	1402	1043

Zone Summary

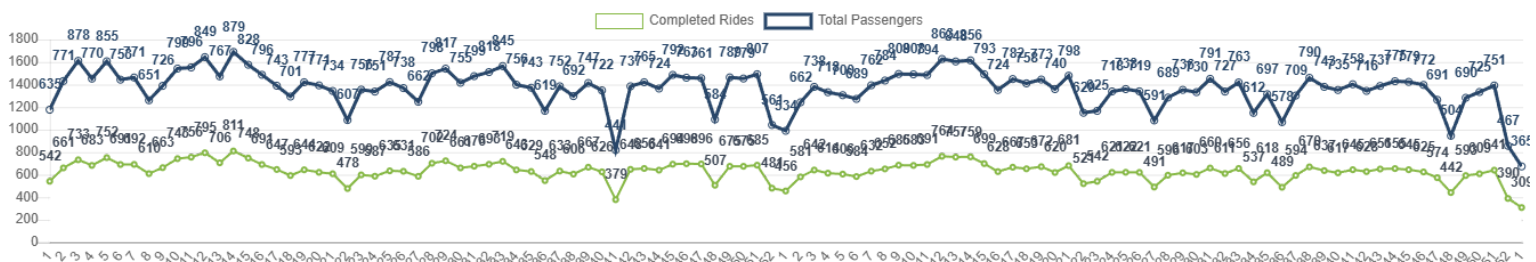


AVERAGE TIME	Ride request to selected	1.77m	Ride request to pickup	20.26m	
RIDES BY WAITING TIMES	0-10	10-15	15-20	20-30	30+
	Min 570	Min 407	Min 374	Min 563	Min 628
APP RIDES	FLAG DOWN RIDES	MEN DRIVEN	FEMALE DRIVEN		
2,336	7	147	2,851		

PASSENGERS AND RIDES BY MONTH (YTD)



PASSENGERS AND RIDES BY WEEK (YTD)



CITT Report

TOTAL BOARDINGS

2,998

AVERAGE WEEKDAY BOARDINGS

134.24

AVERAGE MILES PER DAY WEEKDAY

238.67

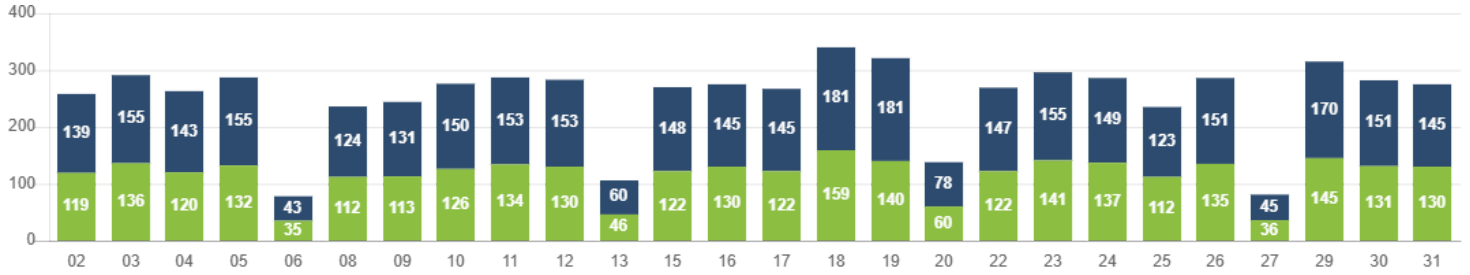
AVERAGE WEEKEND BOARDINGS

47.25

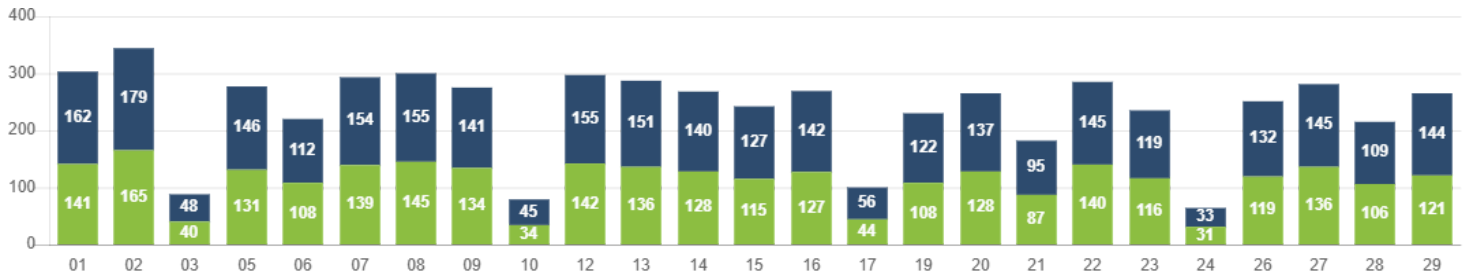
AVERAGE MILES PER DAY WEEKEND

59.1

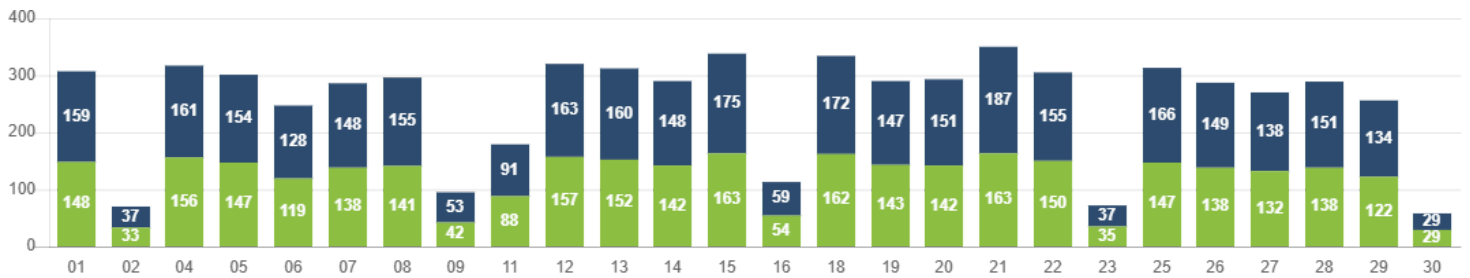
PASSENGERS AND RIDES - JANUARY



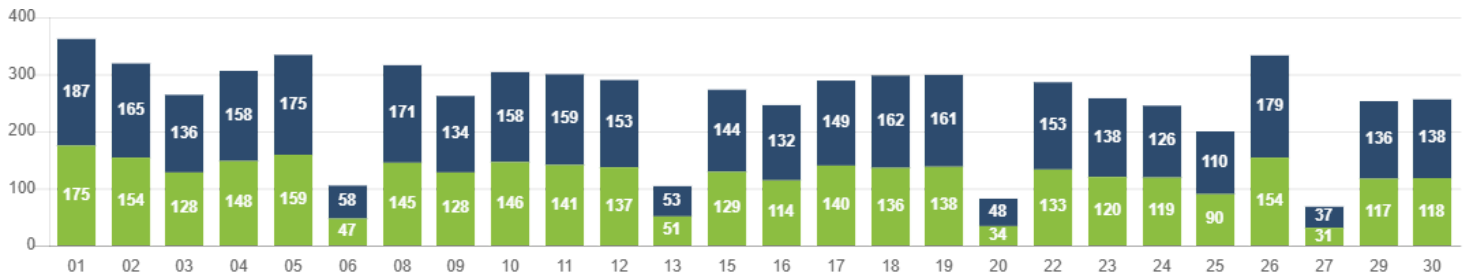
PASSENGERS AND RIDES - FEBRUARY



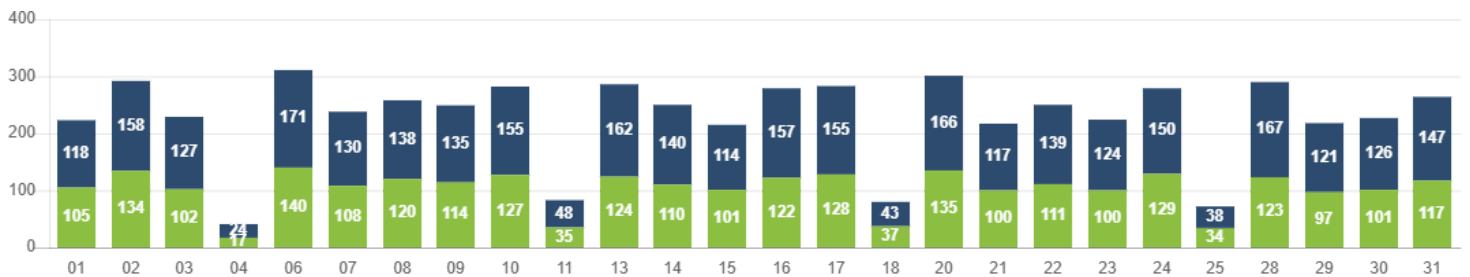
PASSENGERS AND RIDES - MARCH



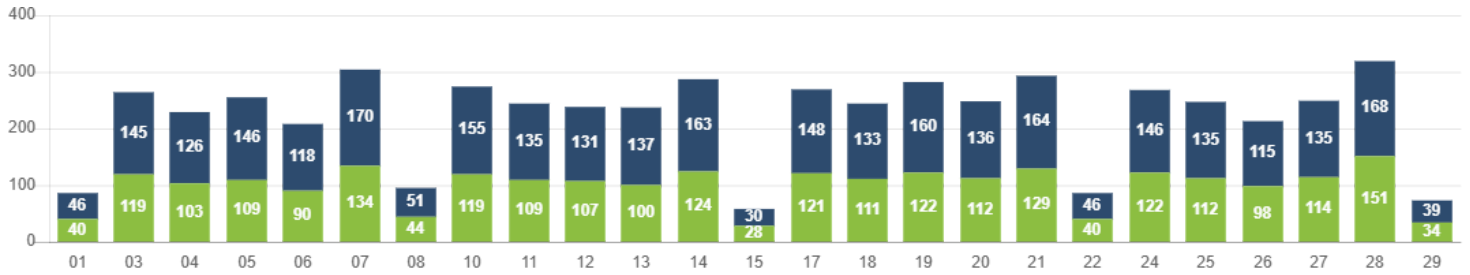
PASSENGERS AND RIDES - APRIL



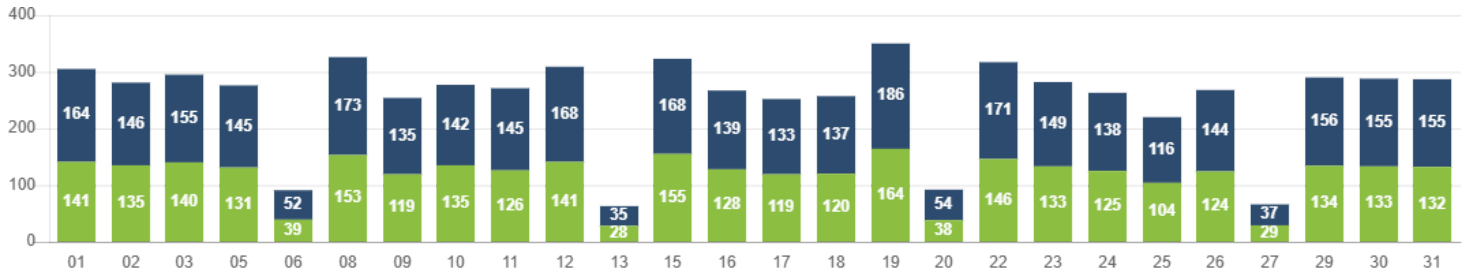
PASSENGERS AND RIDES - MAY



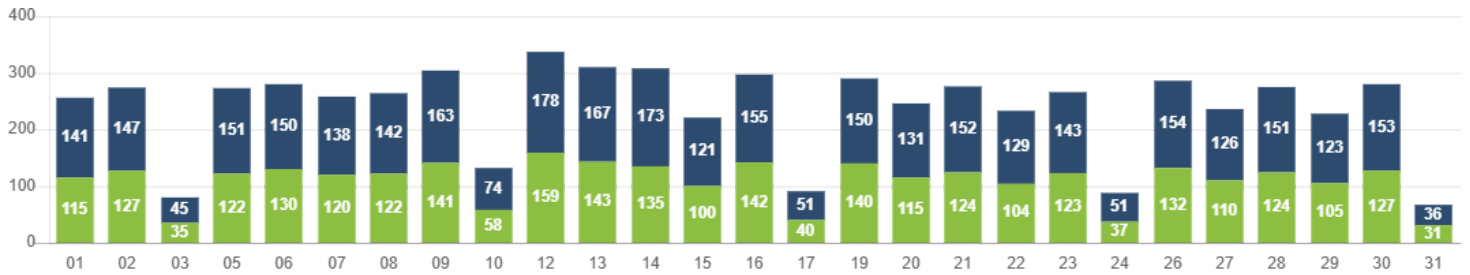
PASSENGERS AND RIDES - JUNE



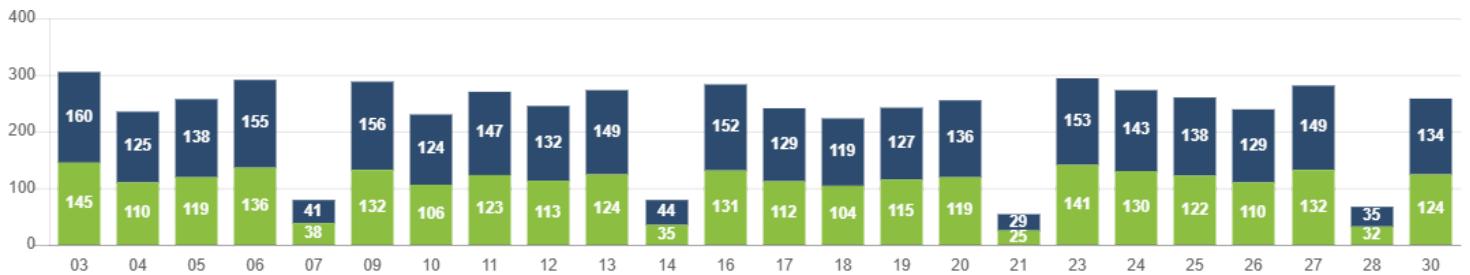
PASSENGERS AND RIDES - JULY



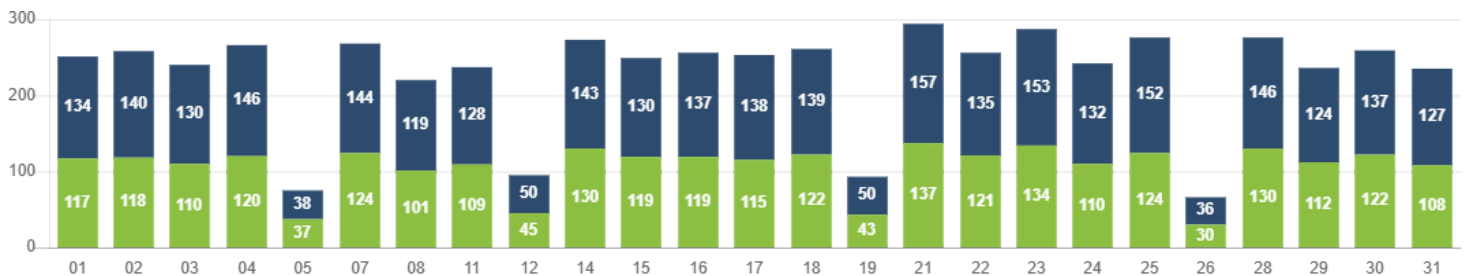
PASSENGERS AND RIDES - AUGUST



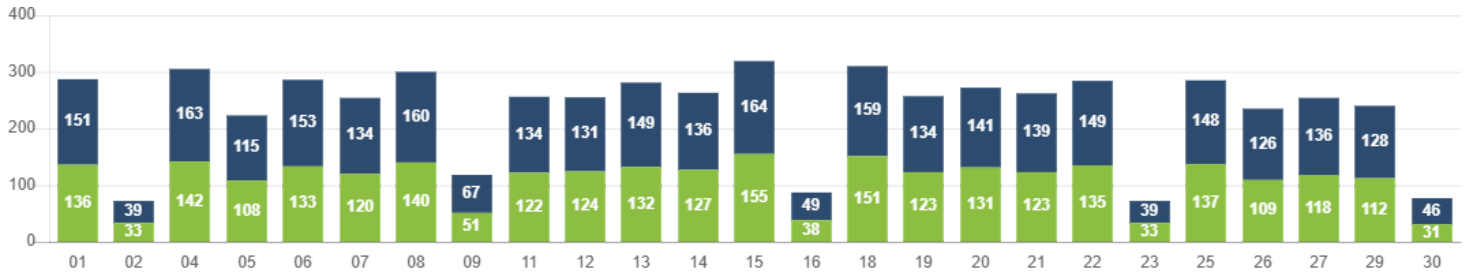
PASSENGERS AND RIDES - SEPTEMBER



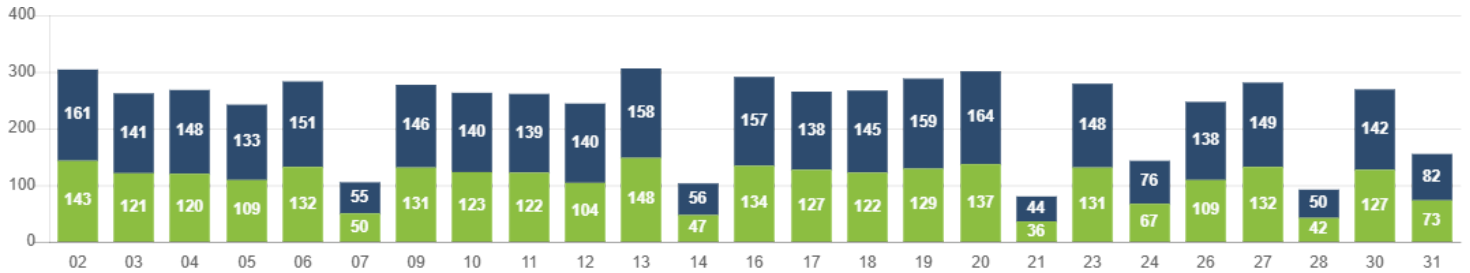
PASSENGERS AND RIDES - OCTOBER



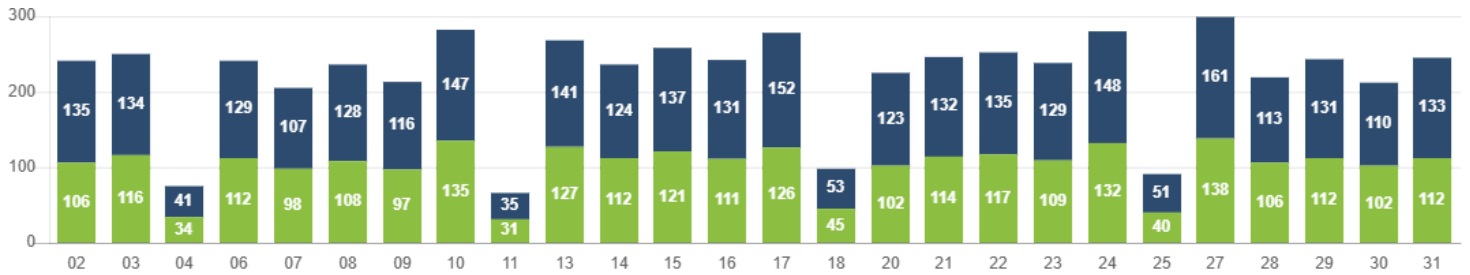
PASSENGERS AND RIDES - NOVEMBER



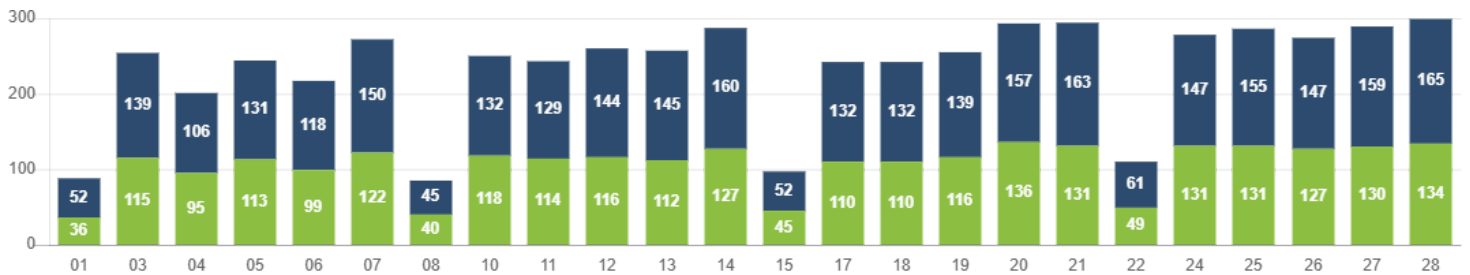
PASSENGERS AND RIDES - DECEMBER



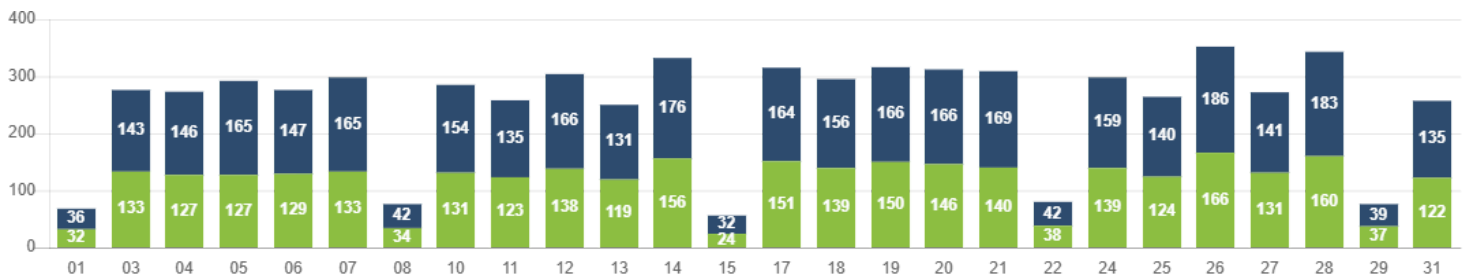
PASSENGERS AND RIDES - JANUARY



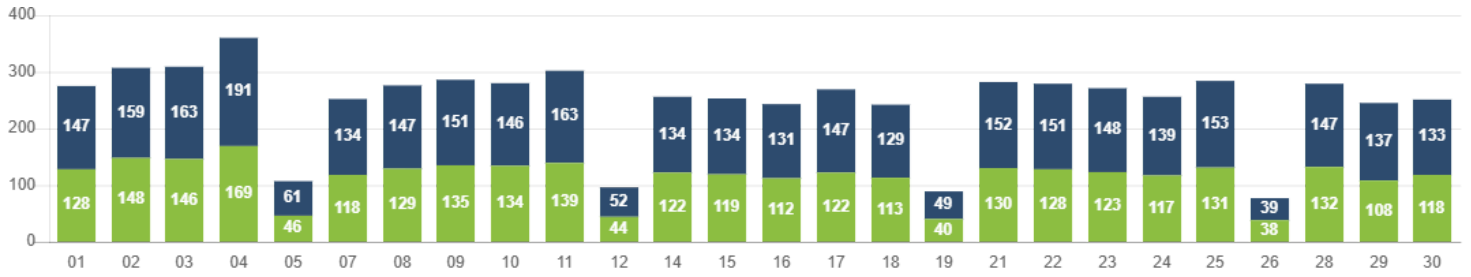
PASSENGERS AND RIDES - FEBRUARY



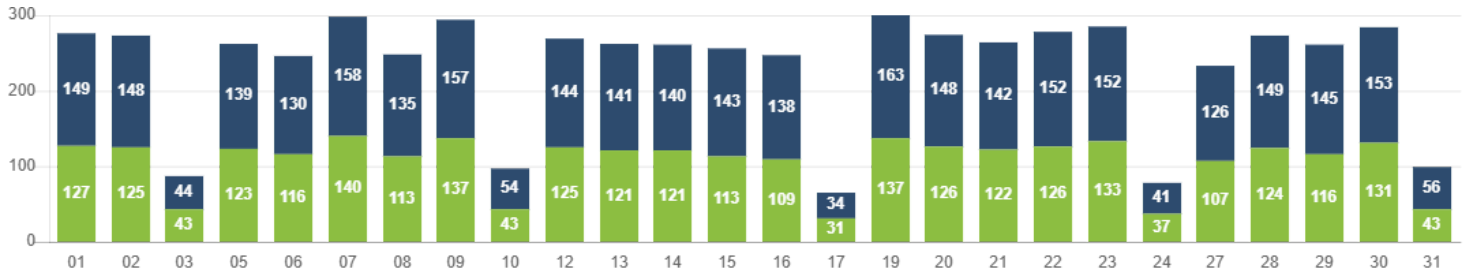
PASSENGERS AND RIDES - MARCH



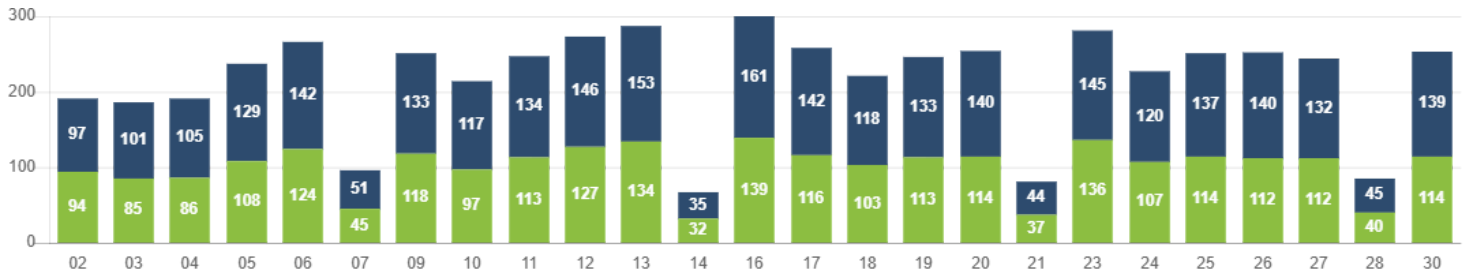
PASSENGERS AND RIDES - APRIL



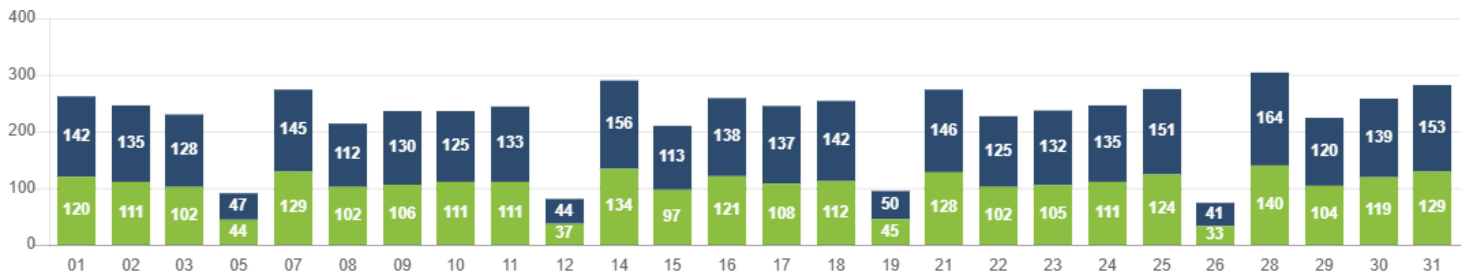
PASSENGERS AND RIDES - MAY



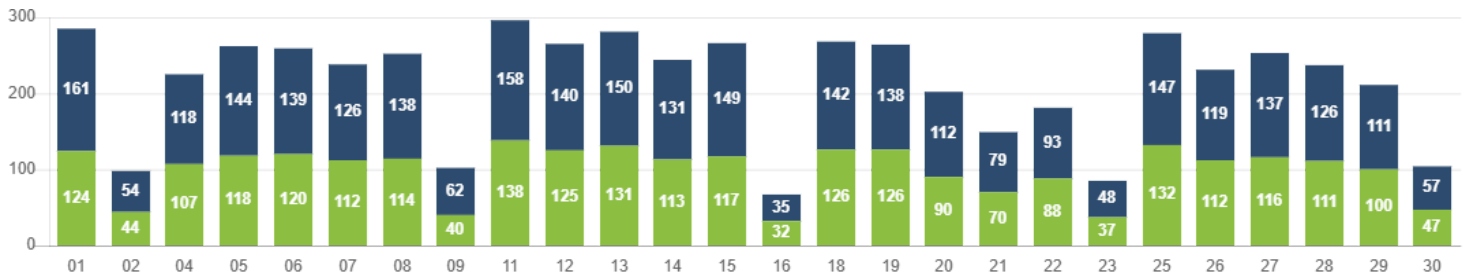
PASSENGERS AND RIDES - JUNE



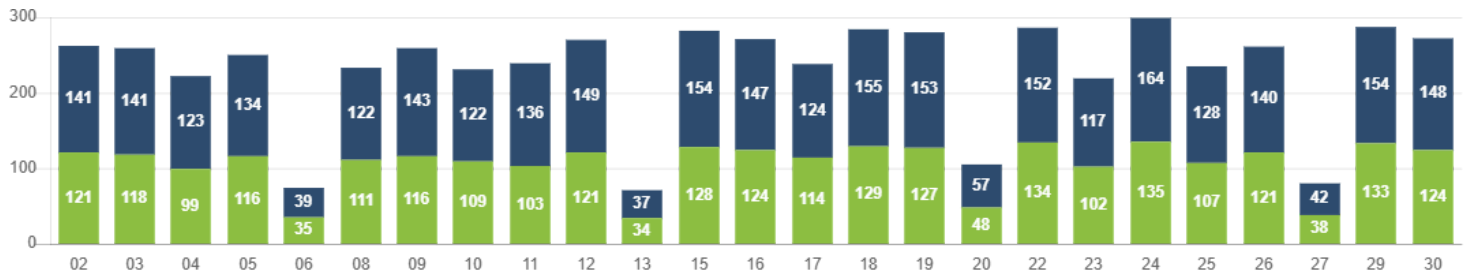
PASSENGERS AND RIDES - JULY



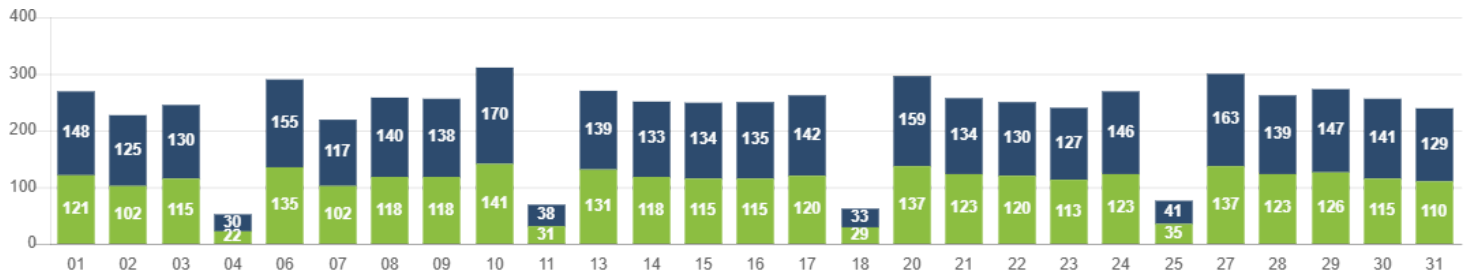
PASSENGERS AND RIDES - AUGUST



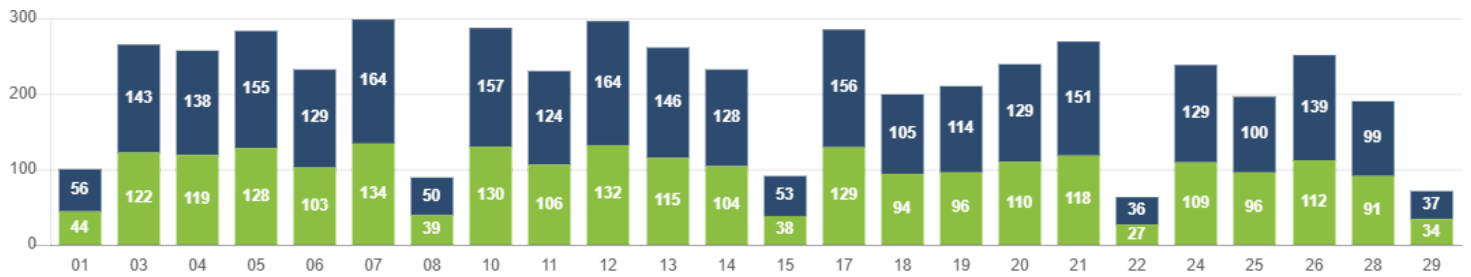
PASSENGERS AND RIDES - SEPTEMBER



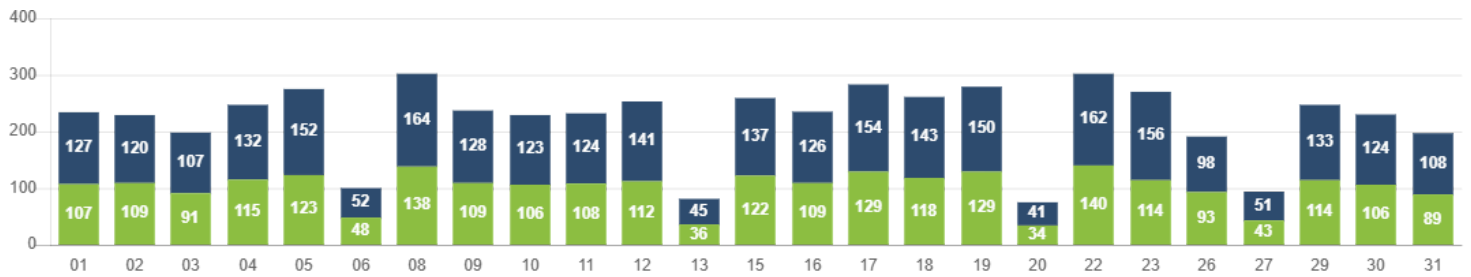
PASSENGERS AND RIDES - OCTOBER



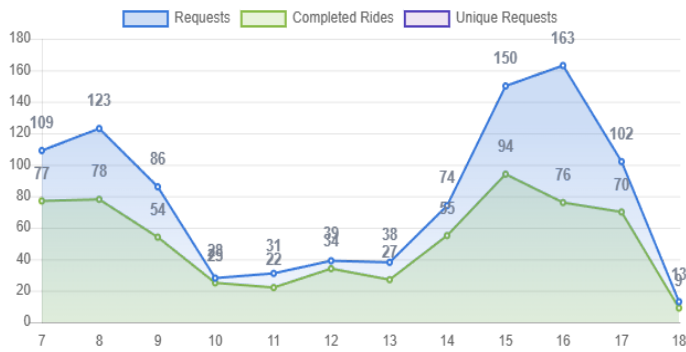
PASSENGERS AND RIDES - NOVEMBER



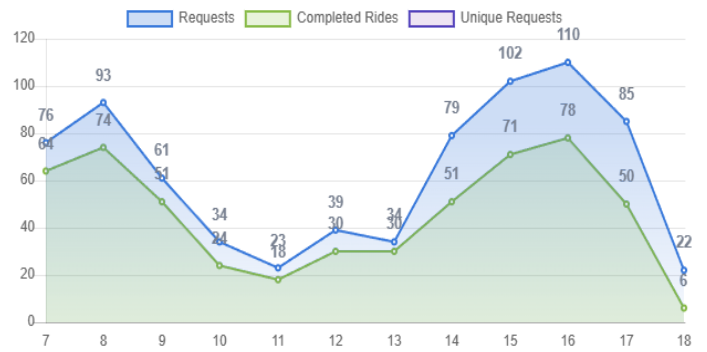
PASSENGERS AND RIDES - DECEMBER



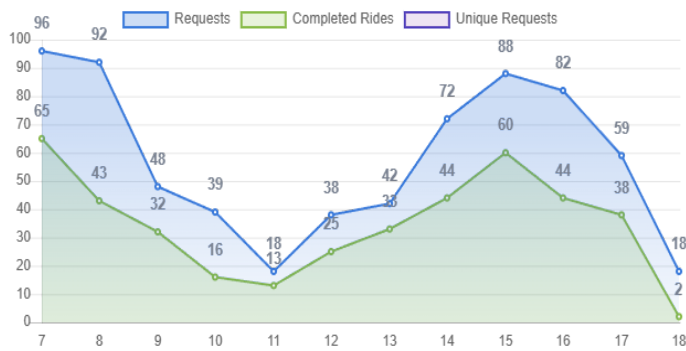
RIDE REQUEST MONDAY



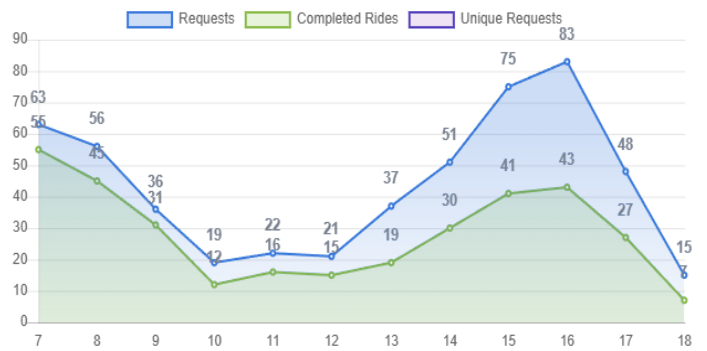
RIDE REQUEST TUESDAY



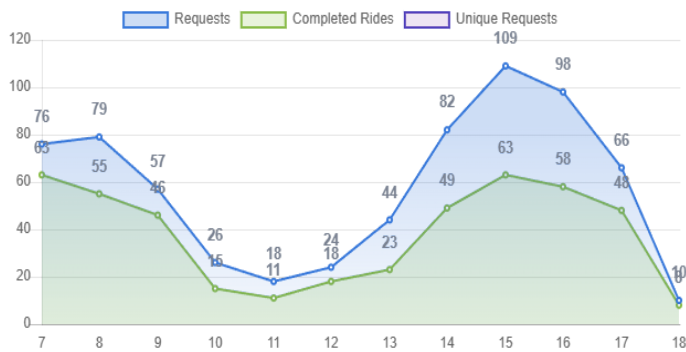
RIDE REQUEST WEDNESDAY



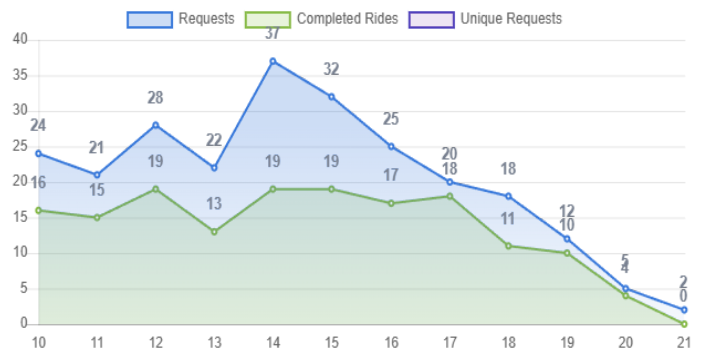
RIDE REQUEST THURSDAY



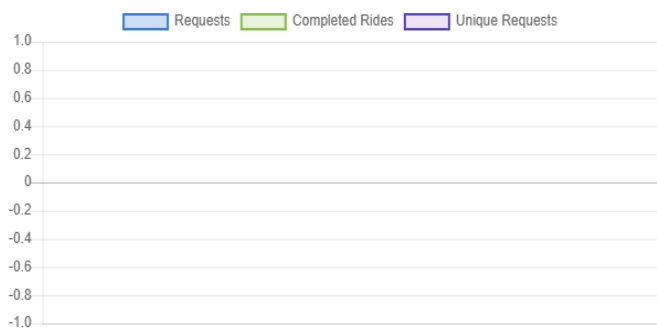
RIDE REQUEST FRIDAY



RIDE REQUEST SATURDAY



RIDE REQUEST SUNDAY



TOTAL PASSENGERS MONDAY



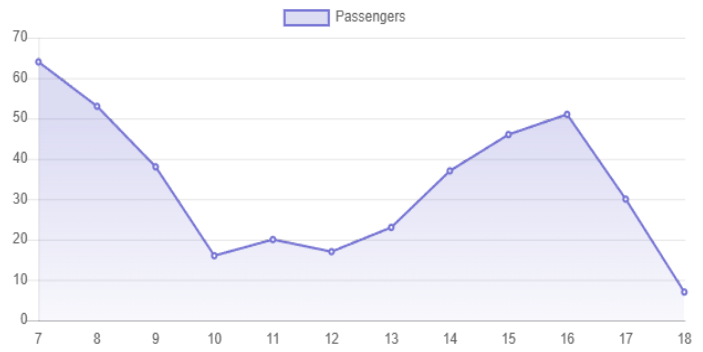
TOTAL PASSENGERS TUESDAY



TOTAL PASSENGERS WEDNESDAY



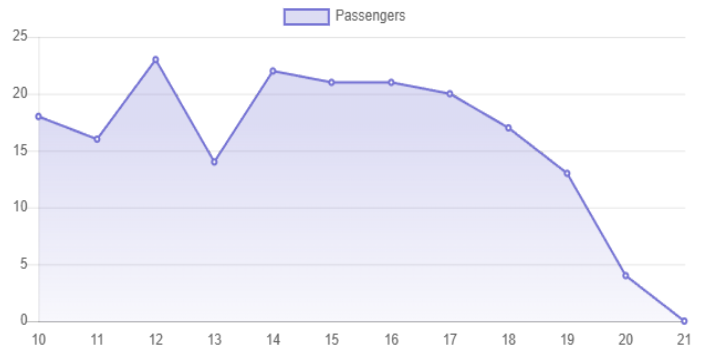
TOTAL PASSENGERS THURSDAY



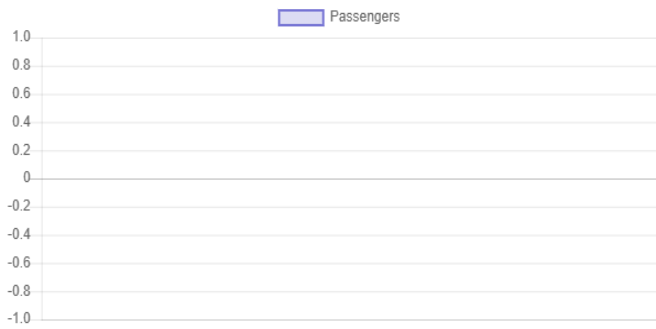
TOTAL PASSENGERS FRIDAY



TOTAL PASSENGERS SATURDAY



TOTAL PASSENGERS SUNDAY



Key	Value
Completed Rides	2542
Total Boardings	2998
Avg Weekday Boardings	133.76
Avg Saturday Boardings	47.25
Avg Sunday Boardings	0.00
Vehicles Miles Driven	5,962.26
Vehicles Hours Driven	932.90
Avg Wait Time	21.67
Avg Utilization	NEED_INFO
Avg Percent Requested Rides Completed	66%
Avg Percent On Time Pickup Requests	NEED_INFO
No Shows Rate	0%
Cancellations Rate	34%
Avg Journey Time	13.31
Avg Distance Per Ride	0.00
Percent Bookings Shared	38%
Key Transit Hub Nos	NEED_INFO



PINECREST

Office of the Village Manager

DATE: January 8, 2026

TO: The Honorable Mayor and Members of the Village Council

FROM: Yocelyn Galiano, ICMA-CM, Village Manager *Yocelyn Galiano*

RE: Peacock Mitigation Program November 2025

The Village Council of Pinecrest first directed Village staff on September 12, 2023, to engage Dr. Don J. Harris and Redline Iguana Removal in a long-term, humane program to manage the Village’s peafowl population. Over the past two years, this initiative has sought to responsibly reduce the population while prioritizing animal welfare. Trappers transport the birds to Pinecrest Gardens, where they are cared for, examined under anesthesia, and humanely vasectomized or spayed and tagged before being returned to their natural habitat. The program will continue until the Village Council determines that the population has been sufficiently reduced or provides additional direction.

As of January 8, 2026 a total of 531 peafowl have been captured and transported to Dr. Harris. Of these, 281 were males that underwent the full veterinary procedure before being safely returned and tagged with a distinctive blue ankle bracelet. Among the 250 peahens, 223 were tagged and released, while 27 received the full procedure and were also returned safely. Moving forward, both peacocks and peahens will undergo the procedure as part of the Village’s continued commitment to humane population management

Total Captured	Males (Captured and Sterilized)	Females	Females Spayed
531	281	250	27