

Item No.	Action Initiation Date	Councilmember or Staff Member	Topic of Follow-up	Department Assigned
I	1/9/2018	Village Council	SW 136 Street Bike Lane and Bridge Project	Public Works Department
Status	<p>March 2022: According to email communications with the County, nothing new to report with regard to the Bridge Project.</p> <p>February 2022: 136 ST Bike Lane is 80% complete. They are working on area around Home Depot/US1. Bridge Project is on hold until FPL issue is resolved.</p> <p>September 20, 2021: County advised the project plans are at 90%, and County is working out utility relocations and finalizing right of way issues.</p> <p>September 15, 2021: Village was notified that the bridge project would be delayed for 8 to 12 months from September 15, 2021, due to a conflict with the utility company.</p> <p>July 12, 2021: Shared use path project has commenced.</p> <p>March 4, 2021: The Village received notification from Miami-Dade County that the start date for construction of the shared used path was July 12, 2021. The County anticipates the project will last 300 days – with substantial completion in 240 days.</p> <p>February 3, 2021: The Village Manager requested an update regarding this project from the Office of the County Manager. The Village has been advised that the project is expected to commence in 4-6 weeks.</p> <p>June 23, 2020: Public Works Director attended a virtual meeting regarding the bridge replacement. County advised the construction plans for the bridge would be completed in July. Construction is scheduled to commence in the Summer of 2021 and be completed by Spring 2022 (8 months).</p> <p>May 2020: County notified that construction plans were developed to extend sidewalk from 82 Avenue west to the driveway for the Home Depot property.</p> <p>February 2020: New revised construction plans we completed. Project has been put out to bid.</p> <p>January 28, 2020: The County Public Works Department hosted a public meeting at Palmetto Bay Village Hall to allow resident review of the final construction plans at 7:00 p.m. Project Consultant advised the Public Works Director that a change order to include the extended sidewalk from 82 Ct to the Home Depot property would be added after construction plans are bid.</p> <p>December 30, 2019: Village Manager asked the Public Works Director to follow up with the Village of Palmetto Bay to obtain the cost breakdown for their expenditures related to the two roundabouts and bridge.</p> <p>December 12, 2019: Village Manager requested that the Public Works Director contact the Village of Palmetto Bay Public Works Director to request a cost breakdown for all the funds expended by Palmetto Bay for projects on SW 136 Street (Roundabouts and bridge).</p> <p>December 11, 2019: The County Public Works Department hosted a public meeting to allow resident review of the final construction plans at Suniland Park at 5:30 p.m.</p> <p>November 7, 2019: Mayor Corradino and Village Manager, Mayor Cunningham from Palmetto Bay met with representatives from the County to review the project.</p> <p>October 23, 2019: Public Works Director Spanioli met with County representatives to discuss the issue with tree removal along the Pinecrest side of the ROW. It was agreed that the trees will not be disturbed.</p> <p>September 23 and 25, 2019: Public Works Director Spanioli met with representatives from Miami-Dade County and Palmetto Bay to discuss plans for the shared-use bike lane on SW 136 Street. Discussed centered around a revised approach that would involve construction of a shared use path along the entire length of 136 Street on the south side (Palmetto Bay) and nothing on the Pinecrest side. Miami-Dade County has also indicated that two roundabouts will be installed at the intersections of 67 Avenue and Old Cutler Road.</p> <p>June 6, 2019: The Village Manager met with representatives from Miami-Dade County to review the details of the SW 136 Street Project and in</p>			

	<p>particular the bridge replacement. Based on discussions, with Palmetto Bay representatives and the County, project engineers will add lighting elements to the structure with smart technology.</p> <p>October 2018: A Joint Participation Agreement between the Village of Palmetto Bay and Miami-Dade County should be approved by the Board of County Commissioners. Once the agreement with Palmetto Bay is fully executed, design will commence for the project.</p> <p>January 9, 2018: The Village Council authorized the Mayor to enter into a Joint Participation Agreement with Miami-Dade County for the construction of bicycle facilities on SW 136 Street.</p> <p>January 24, 2017: Miami-Dade County held a public meeting about the proposed project at Howard Elementary School. The Village delivered door hangers to the residents that are directly adjacent to the proposed bike lane along SW 136th Street.</p> <p>December 2016: The Village sent out a letter to all affected residents about the proposed SW 136 Street Bike Lane Project being spear headed by Miami-Dade County with collaboration from both Pinecrest and Palmetto Bay. The proposed project would add dedicated bike lanes on each side of SW 136 Street adjacent to the travel lanes from approximately SW 83 Avenue to Old Cutler Road. This would widen the roadway by 4' on each side. From SW 83 Avenue to US-1, the County is proposing sharrows due to R/W constraints. This bike path would connect the bikeway along the bus way with the newly reconstructed Old Cutler bike trail. The total estimated project cost is \$2.4 million. Pinecrest received a grant from FDOT for \$1 million for comprehensive bicycle within the Village that is being matched with Village funds. Currently, Miami-Dade County has Road Impact Fee funds that are allocated for the resurfacing of SW 136 Street and our funds would be used for the bicycle lane widening on the Pinecrest side of the R/W. Palmetto Bay would have to make a contribution for their side of the R/W.</p> <p>November 4, 2016: Public Works Director met with Miami-Dade County representatives to discuss the possibility of repurposing MPO funding for bike lanes within the Village (originally intended for the SW 104 Street Project and other roadways) toward the proposed SW 136 Street Bike Lane Project.</p>			
2	2/12/2019	Village Council	Pinecrest Gardens ADA Compliant Playground Restroom	Office of the Village Manager
Status	<p>June 2022: <a href="#">Expected construction completion of the Inspiration Center.</a></p> <p>April 2022: <a href="#">Expected construction completion of the playground, petting zoo, restrooms, sensory garden and picnic areas.</a></p> <p>February 2022: Curbs are complete and pathways have begun. All playground equipment has been installed. All underground work, including grease traps is complete. Animal pods and barn roof shingles are in –process.</p> <p>January 2022: Window installation has begun in the restrooms and barn. Inspiration Center roof trusses have been installed and roof expected to be completed in the next 2 weeks</p> <p>November 5, 2021: The majority of the landscaping for the project has been installed. The light poles are currently being installed.</p> <p>October 2021: Contractor is completing exterior walls for the Inspiration Center. All the drainage and septic systems for the Upper Garden Project will be installed by mid-October. Restroom and barn facility are mostly completed, awaiting delivery of windows and doors.</p> <p>September 2021: Construction is ongoing. The Playground structure, restrooms, animal enclosures and pods have been built. Finishes are in process for those facilities. The Inspiration Center footers have been poured.</p> <p>April 12, 2021: Playground structure has been received and installation commenced.</p> <p>April 6, 2021: The majority of the trees have been relocated. Awaiting grading to be completed to finish relocation of two specimen oaks. Septic systems are still under County review. Underground plumbing and electrical are being installed.</p> <p>March 30, 2021: Playground structure has been completed and in shipping process.</p>			

March 1, 2021: Foundation work has commenced. Weekly progress meetings will take place as construction continues.

February 26, 2021: Demolition of the upper garden was completed.

February 16, 2021: Miami-Dade County is in the process of reviewing the Master Permit for construction of the septic systems that will service the animal enclosure, restrooms and Inspiration Center.

February 2, 2021: Demolition of the upper garden is approximately 90% complete.

January 28, 2021: The Village Manager, Assistant Manager and Pinecrest Gardens senior staff, met with representatives from Lunacon (contractor) and design team representatives for a kick-off meeting.

January 27, 2021: Contract for construction was awarded by the Village Council at a special meeting.

January 11, 2021: Demolition of the existing playground and restroom facility commenced. Demolition is expected to take approximately 2 weeks to complete.

January 7, 2021: Bid responses were received. A total of for proposals were received.

December 28, 2020: Landscape relocation and removal commenced.

December 2020: Construction bid was advertised. Pre-bid conference was held on December 7, 2020 and a total of 11 companies attended the meeting.

December 1, 2020: Demolition plans have been approved and permitted. Demolition is expected to take place beginning Mid-December. Construction plans for project have been submitted to the Village's Building and Planning Department for permit review.

October 14, 2020: Council approved the purchase of the playground equipment for the Upper Garden Project.

September 22, 2020: Council discussed funding for the project during budget hearing.

September 8, 2020: Council discussed funding for the construction of the project during budget hearing.

September 1, 2020: Received final construction drawings for the building structures. Building plans are undergoing review by the Building and Planning Department.

July 2, 2020: Village Manager, Public Works Director, Assistant Village Manager, Pinecrest Gardens Director and Assistant Building Official met with landscape architect to review 50% completed construction plans and provide input.

April 30, 2020: Village Manager authorized borings and survey work necessary or the development of the construction plans.

March 10, 2020: The Village Manager and Assistant Village Manager had a phone conference with Douglas Thompson, Project consultant and provided input on the petting zoo buildings based on the discussions the Council had during its workshop.

March 6, 2020: The Village Council discussed the project during the Strategic Planning Workshop and agreed on preliminary concepts for the improvements. Construction documents phase implementation will commence.

February 11, 2020: The Village Council will consider the financing plan and discuss how to proceed with the project.

January 2020: Village Manager presented the Village Council with a Project Financing Plan during Strategic Plan workshop.

November 27, 2019: Village Manager, Assistant Village Manager and Pinecrest Gardens Director met with the consultant to provide direction with regard to the development of bid-ready, construction plans for the phased implementation of the improvements with a priority given to the playground and restroom construction.

November 12, 2019: Master Plan was presented to the Village Council.

October 31, 2019: Master Plan will be finalized and readied for presentation to the Village Council.

October 22, 2019: Consultant team will meet with Village Manager, Assistant Village Manager and Pinecrest Gardens Director regarding ongoing development of the Master Plan.

October 8, 2019: Consultant team met with Village Manager, Assistant Village Manager, Pinecrest Gardens Director and Environmental Education

	<p>Coordinator to review the preliminary site layout and Master Plan concepts.  September 18 and 19, 2019: Consultant team met with Village staff to review programming needs for the space and to brainstorm about concepts and vision for the Master Plan that will inform the construction documents.  September 11, 2019: Consultant did an onsite evaluation of the facility.  August 30, 2019: The Village Manager held the contract signing meeting and preliminary discussions on next steps for commencement of the project.  August 24, 2019: The Village Manager received authorization to execute an agreement with Landscape DE for an amount not to exceed \$300,000 to complete the Master Plan (\$50,000) and construction documents (\$250,000) for the ADA improvements to the upper garden, including new petting zoo, new Inspiration Center, new playground and new restrooms. Funding for this project has been spread over two years. The Village has also received \$250,000 from the State and has committed a \$200,000 Match for the construction of some of the improvements.  June 2019: The Village Manager received authorization to negotiate a price with the top ranked architectural firm – Landscape DE.  March 18, 2019: The Village received 5 responses to the Request for Qualification. Staff committee is in the process of reviewing the submittals.  February 20, 2019: A request for qualification for architects was issued for the design of the Upper Garden Playground and Petting Zoo Area.  February 12, 2019: The Village Council approved the issuance of a bond Resolution 2019-13 that will in part fund the improvements.</p>			
3	2/12/2019	Village Council	Village Entrance Monument Signs	Public Works Director
Status	<p><a href="#">March 30, 2022: Anticipate completion of the project.</a>  February 2022: Sign on Kendall Drive and 57<sup>th</sup> Ave is almost complete. Once that is approved, the remaining signs will be installed.  January 2022: Permits were issued and the foundation on five of the locations has been completed. Once decorative stones are delivered and installed, signs will be finalized. The sixth location (SW 67 Ave and Old Cutler Road) will be installed once County construction on that intersection is completed.  October 11, 2021: Permits have been submitted and are under review.  October 8, 2021: Notice to proceed was issued.  September 21, 2021: Bid was awarded for construction of the project.  June 30, 2021: Reissued the bid for the project.  May 7, 2021: Issued a letter to contractor cancelling the contract for failure to perform.  April 7, 2021: Meeting with architects and contractor to discuss the shop drawings from the sign company.  February 26, 2021: Corrections were resubmitted to the Landscape Architect.  February 10, 2021: Contractor shop drawings were provided to the Landscape Architect that then provided comments.  February 2, 2021: Project has stalled due to contractor not submitting the necessary shop drawings for the sign lettering for approval by the design architect. Village Manager has consulted with the Village Attorney and will likely terminate the existing contract, and put the project out to bid again. A two-week period has been approved to allow the contractor to correct this deficiency. Failure to do so, will result in a termination letter.  January 8, 2021: Anticipate approval of the architect of the seal and letter mock up.  December 2020: Anticipate receipt of the stone samples and lettering samples. If approved by the architect of record, construction will commence. Each sign will take approximately 2 weeks to complete. Expect completion of all 6 monument signs by March.  October 2020: Project has been delayed due to issues with material stonework receipt and approval by the architect of record.</p>			

	<p>September 15, 2020: Expect arrival of materials (stone).  August 2020: Entered into an agreement with Kimley Horn for post-design services.  June 2, 2020: Contract was executed. Notice to Proceed was issued. Materials were ordered.  April 6, 2020: Background on contractor being conducted due to issues with bonding. Decision with regard to moving forward on the project will be made by mid-May.  March 11, 2020: Issues with the company's bonding company have delayed the commencement of the project. This matter should be resolved by no later than end of March. Otherwise, the Village Manager will recommend terminating the contract and re-bidding the project.  February 5, 2020: Notice of Award and contract execution.  January 7, 2020: Expect contract award for build out of new monument signs.  November 2019: Bid was let.  November 8, 2019: Expect design plans to be completed.  February 12, 2019: The Village Council approved the issuance of a bond Resolution 2019-13 that will in part fund the improvements.</p>			
4	2/12/2019	Village Council	Pour and Play Resurface at EGP Playground	Parks and Recreation Department
Status	<p>October 2022: Expect completion of the project.  February 2022: Playground equipment will be delivered in 16-18 weeks and then work will commence. This project is estimated to be completed in 32 weeks.  January 2022: Contract was approved by Village Council.  October 11, 2021: Request for proposals will be advertised this week.  August 2021: The Village did not receive grant funding through the FRDAP grant. Construction will proceed with bond funding.  July 1, 2021: The Village is awaiting signature of the State budget by Governor DeSantis.  March 2021: The Village scored 16<sup>th</sup> in the rankings for the FRDAP in the amount of \$200,000 prior to commencing construction. Typically, grant awards are submitted through the legislature and then require the Governor's signature in June.  February 9, 2021: Bond to fund the balance of the project was issued.  October 14, 2020: The Village applied for a \$200,000 grant from the Florida Recreation Development Assistance Program to fund the new playground improvements.  March 2020: Project was put on hold until the Council reconsidered the increase in budget appropriation during the FY 2020-21 Budget process.  February 3, 2020: Park and Recreation Director received a project estimate of \$360,000 to redo the entire playground.  November 26, 2019: Playground contractor advised the Parks and Recreation Director of concerns regarding difference in elevation between the playground and swing structures and issues of safety zone code compliance with regard to the shade structure poles. The Parks and Recreation Director instructed the playground vendor to look at the space and provide a cost estimate for the replacement of the entire playground structure.  October 2019: Parks and Recreation Director will be issuing contracts to purchase and update the playground structure prior to completing the playground surface.  July 2019: Parks and Recreation Director Mattes has recommended the Village consider improvements and upgrades to the playground structure at EGP prior to commencing with the improvements to the pour and play surface. FY 2020 budget has a recommended appropriation for the improvements to the playground structure.</p>			

	<p>June 2019: Looking for additional quotes off co-operative procurement contracts in order to bring the cost in at the anticipated bond amount.  April 2019: State contract will be identified for installation of the improvement by the Administrative Services Director.  March 2019: Parks and Recreation Director has met with representatives from resurfacing company to obtain measurements.  February 12, 2019: The Village Council approved the issuance of a bond Resolution 2019-13 that will in part fund playground resurfacing.</p>			
5	5/1/2021	Village Council	Gary Matzner Park	Office of the Village Manager and Parks and Recreation
Status	<p><a href="#">April 12, 2022: Anticipate award of the contract for development of the conceptual design of the park.</a>  <a href="#">March 1, 2022: The Village will advertise request for qualifications for the development of a conceptual design for the park.</a>  February 8, 2022: Village Council approved the Parks and Recreation Master Plan.  January 2022: Parks and Recreation Master Plan on Village Council agenda for consideration, but further information was requested.  November 2021: Anticipate putting out a request for qualifications to pick a consultant to develop a conceptual design for the Gary Matzner Park.  October 15, 2021: Commencement of final landscaping improvements to the site. The site will be used for potable water project staging.  October 4, 2021: Director Mattes met with landscaping company to walk the property to review landscaping needs and receive a quote to provide safe open space and remove any dead trees and vines.  September 1, 2021: Demolition of all the structures on the property have been completed. One electric service pole remains on the property.  May 6, 2021: Asbestos inspection was conducted ahead of demolition.  May 5, 2021: Contract for demolition has been awarded. Awaiting FPL disconnection of utilities and asbestos survey.  April 28, 2021: The Village received proposals for demolition of the structures on the park property.</p>			
6	11/9/2021	Village Council	Kendall Drive Shared Use Path	Public Works Department
Status	<p><a href="#">December 2022: Anticipate completion of the construction documents.</a>  February 1, 2022: Agreement was executed and work has begun. Process, including public meetings, is expected to take approximately 12 months.  January 2022: Attorneys on both sides are reviewing the agreement.  December 6, 2021: The Village Attorney is currently reviewing the contract document.  November 9, 2021: The Village Council authorized the Village Manager to enter into an agreement with Kimley Horn Associates, Inc. for the design of the Kendall Drive Shared Use Path.</p>			



Yocelyn Galiano, ICMA-CM  
Village Manager  
manager@pinecrest-fl.gov

MEMORANDUM  
Office of the Village Manager

DATE: March 1, 2022  
TO: Yocelyn Galiano, ICMA-CM, Village Manager  
FROM: Michelle Hammontree, CPC, Communications Manager  
RE: Communications Division March 2022 Monthly Report

---

The division's overarching goal is to produce high-quality, engaging and vibrant communication campaigns that position the Village as the official source of information for Pinecrest residents and visitors. The division is augmented by interdepartmental collaboration, consultants and software that streamlines work processes.

**Digital Campaigns – paid and organic**

- Inspire – Preserve & Protect
- Bruce Munro exhibit
- South Motors Jazz Series
- Water Infrastructure
- PD – General Safety
- Curious Gardener Workshops
- FitCrest
- Fitness Classes + Gym
- Bunny Invasion

Each campaign requires interdepartmental collaboration, and a combination or all of the following services: creative direction, communications plan, marketing strategy, photography, video, multi-media editing, graphic design, copy writing, copy editing, website update, organic social media, paid digital ads, email marketing, media outreach, signage and metrics reporting.









Included in the following pages is a social listening report and ZenCity reports that focus on specific topics – potable water project, US 1 Vision Plan and leaf blowers.






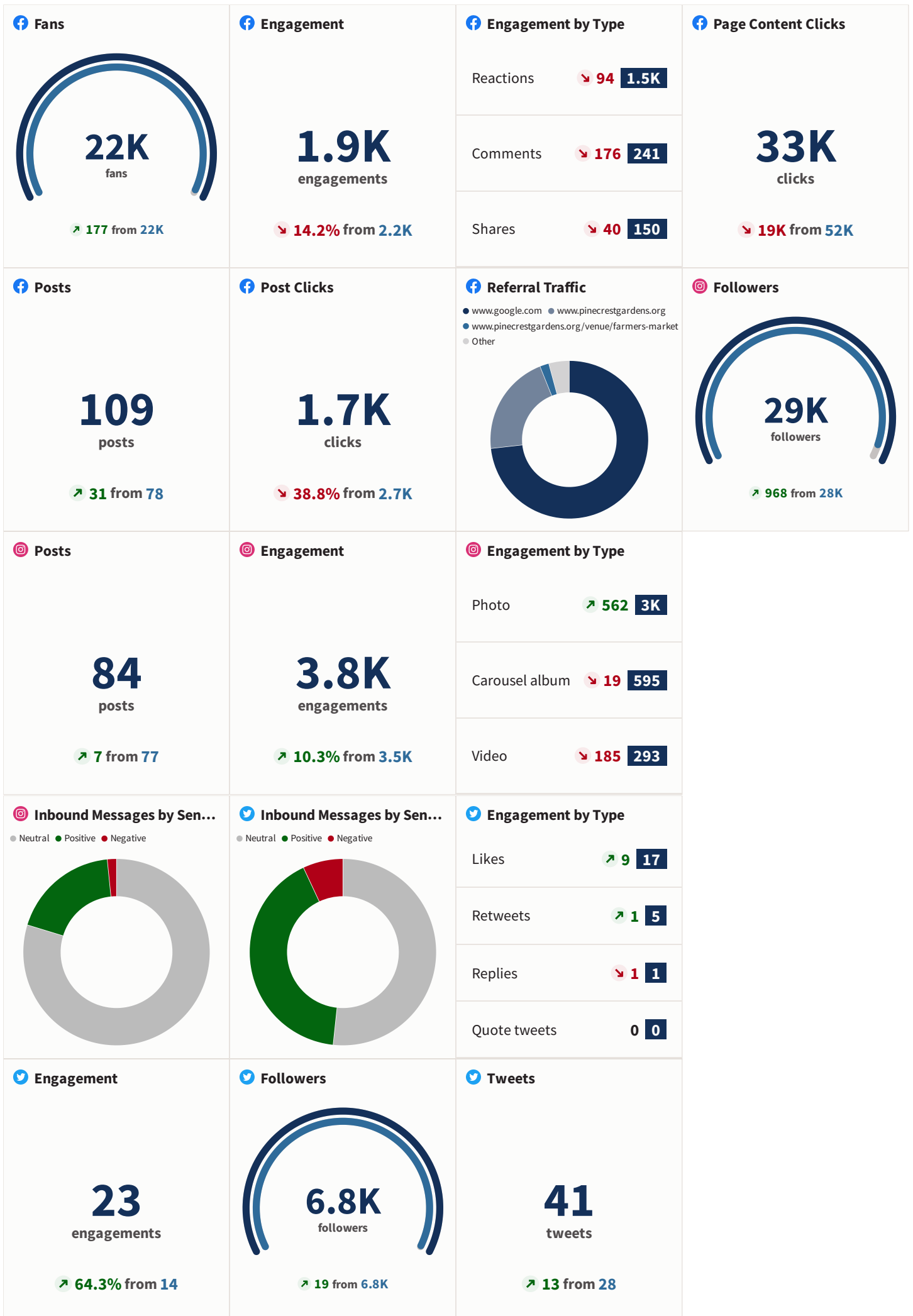








# Mixed Overview








Comparison between **Feb 01 - Feb 28, 2022** and **Jan 01 - Jan 31, 2022**





-  @pincrestfl
-  @PincrestGarden
-  @PincrestParks
-  @PincrestPolice
-  pincrest\_gardens
-  pincrestfl
-  pincrestparks
-  pincrestpolice
-  Pincrest Gardens

-  Pincrest Parks & Recreation
-  Pincrest Police Department
-  Village of Pinecrest



Posts Table					
DATE	MESSAGE	REACTIONS	COMMENTS	SHARES	
Pinecrest Gardens Feb 18, 19:32	 THE COUNTDOWN IS ON! 🐰 The bunnies are coming! One month and counting until the grand opening of Parer Studio Big Bunnies and Blooms presented by Nicklaus Children's Hospital. Giant inflatable bunnies made by artist Amanda Parer will take over the Meadow. Read below for all the fun...	38	0	5	
Village of Pinecrest Feb 27, 02:24	"Let Miami Palmetto Senior High School brag for a moment: It has a swoon-worthy alumni roster. The Amazon founder Jeff Bezos, class of '82. Dr. Vivek H. Murthy, the United States surgeon general, class of '94. And Judge Ketanji Brown Jackson, the first Black woman nominated to the Supreme Court, class of '88." Miami Palmetto...	37	2	5	
Pinecrest Police... Feb 04, 16:51	Today is School Crossing Guard Appreciation Day. Chief Jason Cohen along with Sergeant Mayra Oliva, Officer Andrea Romero recognized our dedicated school crossing guards with a tasty breakfast at Roasters 'n Toasters. During their breakfast, they also received certificates of appreciation and other police goodies. Our beloved scho...	36	3	3	
Pinecrest Gardens Feb 04, 18:24	 We have a BIG announcement to make! 🐰 Big Bunnies and Blooms presented by Nicklaus Children's Hospital will be arriving at the Gardens in March! Giant inflatable bunnies made by artist Amanda Parer Parer Studio will take over the Meadow, come see them! The exhibit is for kids and adults of all ages....	29	3	7	
Pinecrest Police... Feb 26, 17:42	 Pinecrest Ballers is looking sharp and ready for action! Vice Mayor Katie Abbott and Shannon del Prado were side-by-side with our team. Plenty of food vendors, great crowd, and we were blessed with perfect South Florida weather. Let's go team!	28	3	5	
Village of Pinecrest Feb 18, 18:45	□□□□□	25	3	0	
Pinecrest Police... Feb 05, 04:10	 Pinecrest Ballers we're off to a rocky start during their inaugural game at this year's Homerun Heroes Kickball tournament. Our team is set to play game 2 tomorrow at 8:00 a.m and Kendall Indian Hammocks Park. Stop by tomorrow and show your support. Way to go team!	24	2	3	
Pinecrest Police... Feb 05, 22:01	 The streak ends for the Pinecrest Ballers as they fell victim to MDPD Homicide 7-4. Thank you to all who played and those who came out to support this great cause. Proceeds from the Homeruns for Hero's tournament go to the Police Officers Assistance Trust (POAT). Thank you to POAT for a great...	22	5	6	
Pinecrest Gardens Feb 07, 17:16	 Siempre Flamenco Saturday, February 19 at 8:00 p.m. Admission: Level A \$30   Level B \$25 ♥️ Siempre Flamenco will take their emotionally charged art to the Banyan Bowl Stage for one night only along with the full company of seven talented musicians and dancers. Experience the deepest feelin...	21	4	10	

Tweets Table									
DATE	MESSAGE	RET...	QUO...	LIKES	REPL...	IMPR...	ENG...	% ENG...	
@PinecrestGarden Feb 08, 14:20	Thank you for the s/o! We love our palms too! 🌴🌴🌴 <a href="https://twitter.com/timmermanspeter/status/1487704637675388930">https://twitter.com/timmermanspeter/status/1487704637675388930</a>	2	0	4	0	193	12	6.22%	
@PinecrestPolice Feb 25, 19:34	 In 2021, vehicle burglaries were 47 percent lower in Pinecrest compared to 2020. Let's continue this trend. Hide your valuables, lock your vehicle, and take your...	2	0	3	0	251	10	3.98%	
@PinecrestParks Feb 18, 23:00	 Join us Wednesday, February 23 at 10 a.m. at the Pinecrest Community Center to discuss grant possibilities for Red Road Linear Park enhancements....	0	0	2	0	38	3	7.89%	
@PinecrestPolice Feb 13, 15:00	Be the #MVP of the night by being the sober #DesignatedDriver. 🚫 Fans Don't Let Fans Drive Drunk. #SuperBowlLVI <a href="https://twitter.com/PinecrestPolice/status/1487704637675388930">https://twitter.com/PinecrestPolice/st...</a>	0	0	2	0	180	2	1.11%	
@PinecrestParks Feb 26, 15:28	 Thanks to everyone who came out to today's FitCrest 5k. We had a great inaugural event and look forward to making next year's FitCrest 5k even better! #FitCrest...	0	0	1	0	27	5	18.52%	
@PinecrestParks Feb 21, 14:03	 Join us Wednesday, February 23 at 10 a.m. at the Pinecrest Community Center to discuss grant possibilities for Red Road Linear Park enhancements....	1	0	1	0	134	5	3.73%	
@PinecrestPolice Feb 16, 14:18	 According to the National Insurance Crime Bureau, thieves stole 880,595 vehicles in the U.S. in 2020, up 10.9% from 2019. Always remove your keys/FOB fro...	0	0	1	0	195	7	3.59%	
@pinecrestfl Feb 09, 18:35	 🌟 Priscilla Torres was sworn in as the village clerk by Village Manager Yocelyn Galiano during last night's village council meeting. #Pinecresting #PinecrestKind...	0	0	1	0	246	9	3.66%	
@PinecrestPolice Feb 09, 18:35	 📧 Subscribe to the official Pinecrest e-newsletter by visiting link in bio. 📧 Check out what's going on in the	0	0	1	0	174	15	8.62%	

Posts Table					
DATE	MESSAGE	LIKES	COMMENTS		
pinecrest_gardens Feb 04, 18:20	 We have a BIG announcement to make! 🐰 Big Bunnies and Blooms presented by Nicklaus Children's Hospital will be arriving at the Gardens in March! Giant inflatable bunnies made by artist Amanda Parer @parerstudio will take over the Meadow, come see them! The exhibit is for kids and adults of all ages. Enjoy a What's Up Doc cocktail or mocktail! 🍹 Chec...	463	18		
pinecrest_gardens Feb 04, 14:29	 We have a BIG announcement to make! 🐰 Big Bunnies and Blooms presented by Nicklaus Children's Hospital will be arriving at the Gardens in March! Giant inflatable bunnies made by artist Amanda Parer @parerstudio will take over the Meadow, come see them! The exhibit is for kids and adults of all ages. Enjoy a What's Up Doc cocktail or mocktail! 🍹 Chec...	301	18		
pinecrest_gardens Feb 18, 19:25	 THE COUNTDOWN IS ON! 🐰 The bunnies are coming! One month and counting until the grand opening of @parerstudio's Big Bunnies and Blooms presented by Nicklaus Children's Hospital @nicklaus4kids Giant inflatable bunnies made by artist Amanda Parer will take over the Meadow. Read below for all the fun programming we have lined up to accompany the...	288	6		
pinecrest_gardens Feb 04, 18:20	 Celebrate Valentines Week with a friend, family member or significant other. On February 10, 11 and 13 there's more in store for you! 🍷 February 10: 🍷 2 Tickets to Bruce Munro: Forest and Field of Light 🍷 2 Delicious desserts 🍷 1 Bottle of	225	10		

	Feb 03, 20:51		Cava 🍷 A Fabulous Concert, "Broadway in Love" at 7 p.m. featuring the FIU Choral Department. 🎵 All for \$50! 🎵 February ...		
pincrest_gardens	Feb 03, 13:35		Join us for a lovely family day at Her Bazaar. Produced by @herpreneurbyliz 🎉 Saturday, February 5 from 11 a.m. to 5 p.m. This is a free family & dog friendly outdoor market! 🐕 This is your opportunity to shop amazing small business treasures from unique female owned businesses in your local community. 🎉 There will be so many amazing businesses from tren...	153	36
pincrest_gardens	Feb 09, 15:05		🎉 Tickets are still available for our Valentine's Day celebration! 🎉 Celebrate with a friend, family member or significant other. On February 10, 11 and 13 there's more in store for you! 🎉 February 10: 🎟🎟 2 Tickets to Bruce Munro: Forest and Field of Light 🎟🎟 2 Delicious desserts 🎟 1 Bottle of Cava 🎉 A Fabulous Concert, "Broadway in Love" at 7 p.m. featuring the...	115	2
pincrest_gardens	Feb 20, 13:17		🎉 It's a great day to shop local at the Pinecrest Farmers Market from 8 a.m. to 2 p.m. The market has the MOST delicious BBQ you can imagine 🍖 Make sure you stop by the Eat Da Bone BBQ tent! You can pre-order by calling 561-818-3961. 🎉 For the most up-to-date information regarding vendors, please visit the Green Market Co-op @greenmarketco.op website....	114	3
pincrestpolice	Feb 04, 16:51		Today is School Crossing Guard Appreciation Day. Chief Jason Cohen along with Sergeant Mayra Oliva, Officer Andrea Romero recognized our dedicated school crossing guards with a tasty breakfast at Roasters 'n Toasters. During their breakfast, they also received certificates of appreciation and other police goodies. Our beloved school crossing guards...	93	6
pincrestfl			🎉🎉 Priscilla Torres was sworn in as the village clerk by Village Manager Yocelyn Galiano during last night's village council meeting 🎉 She was unanimously appointed village clerk after the unexpected passing of Guido Inzunza, Jr. who served	91	6

# Feb 1st - Feb 28th, 2022 | Pinecrest, FL

## Leaf Blowers Report

### Conversation snapshot

Size and sentiment

32

↓ 91.6%

Selected period

6%



56%

Previous period

10%



42%

### What are residents talking about?

Most popular topics and words

#### Public Works (69%)

22 interactions

↓ 89.4%

#### Political Affairs (31%)

10 interactions

↑ 100%



### Takeaways from the data

This period, **positive sentiment** in the conversation was lower as compared to last period (6% vs. 10%), while **negative sentiment** was higher (56% vs. 42%).

16% of the overall conversation happened on **official channels**. 16% of that conversation on official channels came from **@pinecrestfl**.

The most negative interactions were found on **Councilmember Katie Abbott**, totaling 9 interactions and making up 90% of the conversation on that source.

## Where is the conversation happening?

Most popular channels and sources

Official channels


16%



Unofficial channels

84% ↓ 92.9%




 Councilmember Anna Hochkammer (4)

15 interactions ↓ 95.9%

 Councilmember Katie Abbott (31%)


10 interactions

 @pinecrestfl (16%)

5 interactions

## Top stories

Posts and articles with the most interactions

 Councilmember Anna Hochkammer  
January 30th, 2022

ALL GAS POWERED LEAF BOWERS BANNED FOR EVRY USE BY EVERY TYPE OF USER ON EVERY TYPE OF PROPERTY IN MIAMI BEACH BY THE END OF 2022. No homeowners, lawn services, hotels,

   13  10

Interactions: 86 6% 22%

 @pinecrestfl  
February 2nd, 2022

Please @pinecrestfl do the right thing and ban gas-powered leaf blowers. ----- Boston is considering banning gas-powered lawn mowers and leaf blowers. 30 minutes of a gas-power leaf blower produce as much air pollution as driving a Ford F-150 from Texas to Alaska.

 4

Interactions: 5 0% 0%



Protect Our Family Homes

February 2nd, 2022

PINECREST RESIDENTS have the POWER to Repeal any Adopted Ordinance like the recent Gas Powered Leaf Blower Ban in our Village.  
----- GAS LEAF BLOWER BAN REPEAL!

Interactions: 1    0%    0%



## Where is the conversation happening?

Most popular channels and sources

Official channels


18% · ↓ 97.7%




Unofficial channels

82% · ↓ 77.2%



 **Councilmember Anna Hochkammer** (8:00)

18 interactions ↓ 74.6%

 **Village of Pinecrest** (18%)

4 interactions ↓ 97.5%

## Top stories

Posts and articles with the most interactions



Village of Pinecrest

January 28th, 2022



Catch up on the latest details about the Inspire Pinecrest US 1 Vision Plan.  The latest video and presentation from the town hall in-person meeting on 1/27 is available to view at [www.pinecrest-](http://www.pinecrest-)



3



5


Interactions: 42 5% 7%



Village of Pinecrest

January 31st, 2022



Today, the Village Council held a workshop to discuss the Pinecrest Parkway (US 1) Vision Plan following the Town Hall meeting that was held on Thursday, January 27 at Pinecrest Gardens.  Discussions



7



1



2

Interactions: 17 35% 0%

# Feb 1st - Feb 28th, 2022 | Pinecrest, FL

## Pinecrest Potable Water Project Report

### Conversation snapshot

Size and sentiment

69

↑ 103%

Selected period

9%



0%

Previous period

6%



0%

### What are residents talking about?

Most popular topics and words

Public Works (99%)

68 interactions

↑ 100%

Local Economy (1%)

1 interactions



### Takeaways from the data

This period, **positive sentiment** in the conversation was higher as compared to last period (9% vs. 6%), while **negative sentiment** stayed the same (0%).

19% of the overall conversation happened on **official channels**, as compared to 32% last period. 17% of the conversation on official channels came from **Village of Pinecrest**.

## Where is the conversation happening?

Most popular channels and sources

Official channels

19% · ↑ 18.2%




Unofficial channels

81% · ↑ 143%



 **Councilwoman Shannon del Prado** (58%)

40 interactions

 **Councilmember Anna Hochkammer** (20%)

14 interactions

↑ 40%

 **Village of Pinecrest** (17%)

12 interactions

↑ 9.1%

## Top stories

Posts and articles with the most interactions

 Councilwoman Shannon del Prado  
February 15th, 2022

Infrastructure on the March Pleased to report that of the 16 Districts that are part of the Village Potable Water Project, two districts are now nearing completion. Thanks goes to the hard work of our own

  24

Interactions: 40 8% 0%

 Councilmember Anna Hochkammer  
February 14th, 2022

Potable water infrastructure is going in the ground to finally complete @pinecrestfl 's water backbone village-wide. It was 3/4 funded by federal #americanrescueplan dollars, with the remainder paid thru a

  11  2

Interactions: 14 21% 0%



Village of Pinecrest

February 14th, 2022



Water Project in progress. Repost from @ahochkammer • Potable water infrastructure is going in the ground to finally complete @pinecrestfl 's water backbone village-wide. It was 3/4 funded by



7

Interactions: 8

0%

0%



Marie Arteaga-Nariño  
Finance Director  
finance@pinecrest-fl.gov

## MEMORANDUM

Department of Finance

DATE: February 25, 2022  
TO: Yocelyn Galiano, ICMA-CM, Village Manager  
FROM: Marie Arteaga-Nariño, Finance Director  
RE: February Budget Highlights

---

Below are noteworthy items for the months of January 2022 and February 2022:

- The Building permit revenue through January was \$1,145,611.34 an increase of \$437,023.99 or 61.7% from the previous year.
- Community Center revenue through January was \$397,592.77 an increase of \$190,485.82 or 92% from the previous year.
- Pinecrest Garden revenue through January was \$597,722.22 an increase of \$316,977.99 or 112.9% from the previous year. Grants received thus far in the fiscal year were \$38,584.50.
- The tree account has a balance of \$103,814.53 as of February 28, 2022.
- The red light camera revenue through February was \$429,980.54 and invoice received for December is \$97,638.19.
- The FEMA claim from Hurricane Irma was \$3,279,906.78. Of this amount, \$1,656,487.74 has been received. The remaining amount of \$65,910.81 has been obligated and is under review by the state for remittance. While \$1,557,508.22 is under appeal with FEMA.
- Due to the Covid 19 Pandemic, \$1,027,579.61 has been spent and \$825,418.21 of this amount has been reimbursed with Cares Funding. The remaining amount has been submitted for reimbursement and is pending review.
- Due to the Covid 19 Pandemic, \$199,538.55 has been spent and \$12,920.17 has been reimbursed, while \$87,293.56 of this amount has been denied from the FEMA claims. The Village has appealed the denials and expects a full reimbursement.
- The Village has received \$4,796,926 of the \$9,593,852 from the American Rescue Plan Act.
- Village Council also donated \$26,466.11 from the Grants & Aide & Other Grants and Aide budget line as follows:
  - \$10,000 Economic Development Council of South Miami-Dade
  - \$5,000 Pinecrest City Music Project, Inc
  - \$10,000 Pinecrest Elementary School PTA
  - \$1,466.11 Citrus Foster Program





# Budget by Organization Report

Through 02/28/22  
 Prior Fiscal Year Activity Excluded  
 Summary Listing

Organization	Adopted Budget	Budget Amendments	Amended Budget	Current Month Transactions	YTD Encumbrances	YTD Transactions	Budget - YTD Transactions	% Used/ Rec'd	Prior Year Total
<b>Fund 001 - General Fund</b>									
<b>REVENUE</b>									
Department 000 - .	27,931,110.00	.00	27,931,110.00	1,277,230.46	.00	16,962,930.60	10,968,179.40	61	28,584,359.36
<b>REVENUE TOTALS</b>	<b>\$27,931,110.00</b>	<b>\$0.00</b>	<b>\$27,931,110.00</b>	<b>\$1,277,230.46</b>	<b>\$0.00</b>	<b>\$16,962,930.60</b>	<b>\$10,968,179.40</b>	<b>61%</b>	<b>\$28,584,359.36</b>
<b>EXPENSE</b>									
Department 000 - .	2,850,170.00	.00	2,850,170.00	.00	.00	1,071,766.21	1,778,403.79	38	3,194,317.46
Department 511 - Village Council	146,375.00	.00	146,375.00	3,552.78	.00	52,363.99	94,011.01	36	179,607.56
Department 512 - Administrative	1,336,295.00	.00	1,336,295.00	87,614.07	46,000.00	507,961.55	782,333.45	41	1,211,838.61
Department 513 - Finance Department	414,925.00	.00	414,925.00	27,287.26	.00	176,470.11	238,454.89	43	375,143.96
Department 514 - Village Attorney	565,000.00	.00	565,000.00	.00	.00	114,276.70	450,723.30	20	618,224.84
Department 519 - General Government	2,141,295.00	.00	2,141,295.00	83,998.60	9,797.00	1,014,763.56	1,116,734.44	48	1,974,608.26
Department 521 - Police Department	10,784,655.00	71,893.00	10,856,548.00	675,166.23	296,434.05	3,969,865.65	6,590,248.30	39	9,884,693.28
Department 524 - Building, Planning & Zoning -BPZ	2,955,985.00	7,412.00	2,963,397.00	216,206.35	175,672.50	1,125,470.88	1,662,253.62	44	2,615,778.88
Department 525 - Emergency and Disaster Relief	.00	.00	.00	.00	.00	7,009.52	(7,009.52)	+++	416,391.71
Department 539 - Public Works	768,855.00	.00	768,855.00	61,435.82	.00	348,737.90	420,117.10	45	703,556.59
Department 572 - Parks and Recreation	3,080,120.00	90,000.00	3,170,120.00	237,803.81	14,932.50	1,196,076.54	1,959,110.96	38	2,831,145.37
Department 575 - Pinecrest Gardens	2,800,575.00	28,350.00	2,828,925.00	190,990.36	.00	1,266,786.35	1,562,138.65	45	2,502,860.83
<b>EXPENSE TOTALS</b>	<b>\$27,844,250.00</b>	<b>\$197,655.00</b>	<b>\$28,041,905.00</b>	<b>\$1,584,055.28</b>	<b>\$542,836.05</b>	<b>\$10,851,548.96</b>	<b>\$16,647,519.99</b>	<b>41%</b>	<b>\$26,508,167.35</b>
<b>Fund 001 - General Fund Totals</b>									
<b>REVENUE TOTALS</b>	<b>27,931,110.00</b>	<b>.00</b>	<b>27,931,110.00</b>	<b>1,277,230.46</b>	<b>.00</b>	<b>16,962,930.60</b>	<b>10,968,179.40</b>	<b>61%</b>	<b>28,584,359.36</b>
<b>EXPENSE TOTALS</b>	<b>27,844,250.00</b>	<b>197,655.00</b>	<b>28,041,905.00</b>	<b>1,584,055.28</b>	<b>542,836.05</b>	<b>10,851,548.96</b>	<b>16,647,519.99</b>	<b>41%</b>	<b>26,508,167.35</b>
<b>Fund 001 - General Fund Totals</b>	<b>\$86,860.00</b>	<b>(\$197,655.00)</b>	<b>(\$110,795.00)</b>	<b>(\$306,824.82)</b>	<b>(\$542,836.05)</b>	<b>\$6,111,381.64</b>	<b>(\$5,679,340.59)</b>		<b>\$2,076,192.01</b>



# Budget by Organization Report

Through 02/28/22  
 Prior Fiscal Year Activity Excluded  
 Summary Listing

Organization	Adopted Budget	Budget Amendments	Amended Budget	Current Month Transactions	YTD Encumbrances	YTD Transactions	Budget - YTD Transactions	% Used/ Rec'd	Prior Year Total
Fund 101 - Stormwater Utility Fund									
REVENUE									
Department 000 - .	2,309,000.00	.00	2,309,000.00	28,920.14	.00	1,483,883.62	825,116.38	64	1,244,168.71
REVENUE TOTALS	\$2,309,000.00	\$0.00	\$2,309,000.00	\$28,920.14	\$0.00	\$1,483,883.62	\$825,116.38	64%	\$1,244,168.71
EXPENSE									
Department 538 - Stormwater	3,586,975.00	.00	3,586,975.00	1,367.34	257,540.30	89,089.30	3,240,345.40	10	838,806.33
EXPENSE TOTALS	\$3,586,975.00	\$0.00	\$3,586,975.00	\$1,367.34	\$257,540.30	\$89,089.30	\$3,240,345.40	10%	\$838,806.33
Fund 101 - Stormwater Utility Fund Totals									
REVENUE TOTALS	2,309,000.00	.00	2,309,000.00	28,920.14	.00	1,483,883.62	825,116.38	64%	1,244,168.71
EXPENSE TOTALS	3,586,975.00	.00	3,586,975.00	1,367.34	257,540.30	89,089.30	3,240,345.40	10%	838,806.33
Fund 101 - Stormwater Utility Fund Totals	(\$1,277,975.00)	\$0.00	(\$1,277,975.00)	\$27,552.80	(\$257,540.30)	\$1,394,794.32	(\$2,415,229.02)		\$405,362.38



# Budget by Organization Report

Through 02/28/22  
 Prior Fiscal Year Activity Excluded  
 Summary Listing

Organization	Adopted Budget	Budget Amendments	Amended Budget	Current Month Transactions	YTD Encumbrances	YTD Transactions	Budget - YTD Transactions	% Used/ Rec'd	Prior Year Total
<b>Fund 102 - Transportation Fund</b>									
<b>REVENUE</b>									
Department 000 - .	451,325.00	.00	451,325.00	.00	.00	117,490.25	333,834.75	26	454,433.09
<b>REVENUE TOTALS</b>	<b>\$451,325.00</b>	<b>\$0.00</b>	<b>\$451,325.00</b>	<b>\$0.00</b>	<b>\$0.00</b>	<b>\$117,490.25</b>	<b>\$333,834.75</b>	<b>26%</b>	<b>\$454,433.09</b>
<b>EXPENSE</b>									
Department 000 - .	.00	.00	.00	.00	.00	.00	.00	+++	48,880.00
Department 541 - Transportation	446,495.00	.00	446,495.00	11,975.96	2,200.00	143,591.50	300,703.50	33	707,298.68
<b>EXPENSE TOTALS</b>	<b>\$446,495.00</b>	<b>\$0.00</b>	<b>\$446,495.00</b>	<b>\$11,975.96</b>	<b>\$2,200.00</b>	<b>\$143,591.50</b>	<b>\$300,703.50</b>	<b>33%</b>	<b>\$756,178.68</b>
<b>Fund 102 - Transportation Fund Totals</b>									
<b>REVENUE TOTALS</b>	<b>451,325.00</b>	<b>.00</b>	<b>451,325.00</b>	<b>.00</b>	<b>.00</b>	<b>117,490.25</b>	<b>333,834.75</b>	<b>26%</b>	<b>454,433.09</b>
<b>EXPENSE TOTALS</b>	<b>446,495.00</b>	<b>.00</b>	<b>446,495.00</b>	<b>11,975.96</b>	<b>2,200.00</b>	<b>143,591.50</b>	<b>300,703.50</b>	<b>33%</b>	<b>756,178.68</b>
<b>Fund 102 - Transportation Fund Totals</b>	<b>\$4,830.00</b>	<b>\$0.00</b>	<b>\$4,830.00</b>	<b>(\$11,975.96)</b>	<b>(\$2,200.00)</b>	<b>(\$26,101.25)</b>	<b>\$33,131.25</b>		<b>(\$301,745.59)</b>



# Budget by Organization Report

Through 02/28/22  
 Prior Fiscal Year Activity Excluded  
 Summary Listing

Organization	Adopted Budget	Budget Amendments	Amended Budget	Current Month Transactions	YTD Encumbrances	YTD Transactions	Budget - YTD Transactions	% Used/ Rec'd	Prior Year Total
<b>Fund 103 - Police Education Fund</b>									
<b>REVENUE</b>									
Department 000 - .	5,020.00	.00	5,020.00	.00	.00	4,189.90	830.10	83	3,978.47
<b>REVENUE TOTALS</b>	<b>\$5,020.00</b>	<b>\$0.00</b>	<b>\$5,020.00</b>	<b>\$0.00</b>	<b>\$0.00</b>	<b>\$4,189.90</b>	<b>\$830.10</b>	<b>83%</b>	<b>\$3,978.47</b>
<b>EXPENSE</b>									
Department 521 - Police Department	21,660.00	.00	21,660.00	.00	.00	1,854.00	19,806.00	9	6,564.50
<b>EXPENSE TOTALS</b>	<b>\$21,660.00</b>	<b>\$0.00</b>	<b>\$21,660.00</b>	<b>\$0.00</b>	<b>\$0.00</b>	<b>\$1,854.00</b>	<b>\$19,806.00</b>	<b>9%</b>	<b>\$6,564.50</b>
<b>Fund 103 - Police Education Fund Totals</b>									
<b>REVENUE TOTALS</b>	<b>5,020.00</b>	<b>.00</b>	<b>5,020.00</b>	<b>.00</b>	<b>.00</b>	<b>4,189.90</b>	<b>830.10</b>	<b>83%</b>	<b>3,978.47</b>
<b>EXPENSE TOTALS</b>	<b>21,660.00</b>	<b>.00</b>	<b>21,660.00</b>	<b>.00</b>	<b>.00</b>	<b>1,854.00</b>	<b>19,806.00</b>	<b>9%</b>	<b>6,564.50</b>
<b>Fund 103 - Police Education Fund Totals</b>	<b>(\$16,640.00)</b>	<b>\$0.00</b>	<b>(\$16,640.00)</b>	<b>\$0.00</b>	<b>\$0.00</b>	<b>\$2,335.90</b>	<b>(\$18,975.90)</b>		<b>(\$2,586.03)</b>



# Budget by Organization Report

Through 02/28/22  
 Prior Fiscal Year Activity Excluded  
 Summary Listing

Organization	Adopted Budget	Budget Amendments	Amended Budget	Current Month Transactions	YTD Encumbrances	YTD Transactions	Budget - YTD Transactions	% Used/ Rec'd	Prior Year Total
Fund 104 - Police Forfeiture Fund									
REVENUE									
Department 000 - .	20,000.00	.00	20,000.00	.00	.00	1.95	19,998.05	0	15,271.25
REVENUE TOTALS	\$20,000.00	\$0.00	\$20,000.00	\$0.00	\$0.00	\$1.95	\$19,998.05	0%	\$15,271.25
EXPENSE									
Department 521 - Police Department	30,000.00	.00	30,000.00	.00	.00	5,350.00	24,650.00	18	30,708.85
EXPENSE TOTALS	\$30,000.00	\$0.00	\$30,000.00	\$0.00	\$0.00	\$5,350.00	\$24,650.00	18%	\$30,708.85
Fund 104 - Police Forfeiture Fund Totals									
REVENUE TOTALS	20,000.00	.00	20,000.00	.00	.00	1.95	19,998.05	0%	15,271.25
EXPENSE TOTALS	30,000.00	.00	30,000.00	.00	.00	5,350.00	24,650.00	18%	30,708.85
Fund 104 - Police Forfeiture Fund Totals	(\$10,000.00)	\$0.00	(\$10,000.00)	\$0.00	\$0.00	(\$5,348.05)	(\$4,651.95)		(\$15,437.60)



# Budget by Organization Report

Through 02/28/22  
 Prior Fiscal Year Activity Excluded  
 Summary Listing

Organization	Adopted Budget	Budget Amendments	Amended Budget	Current Month Transactions	YTD Encumbrances	YTD Transactions	Budget - YTD Transactions	% Used/ Rec'd	Prior Year Total
Fund 105 - Hardwire, 911 Fund									
REVENUE									
Department 000 - .	65,500.00	.00	65,500.00	.00	.00	64,986.39	513.61	99	80,065.62
REVENUE TOTALS	\$65,500.00	\$0.00	\$65,500.00	\$0.00	\$0.00	\$64,986.39	\$513.61	99%	\$80,065.62
EXPENSE									
Department 521 - Police Department	65,490.00	.00	65,490.00	164.43	.00	27,239.17	38,250.83	42	76,044.97
EXPENSE TOTALS	\$65,490.00	\$0.00	\$65,490.00	\$164.43	\$0.00	\$27,239.17	\$38,250.83	42%	\$76,044.97
Fund 105 - Hardwire, 911 Fund Totals									
REVENUE TOTALS	65,500.00	.00	65,500.00	.00	.00	64,986.39	513.61	99%	80,065.62
EXPENSE TOTALS	65,490.00	.00	65,490.00	164.43	.00	27,239.17	38,250.83	42%	76,044.97
Fund 105 - Hardwire, 911 Fund Totals	\$10.00	\$0.00	\$10.00	(\$164.43)	\$0.00	\$37,747.22	(\$37,737.22)		\$4,020.65



# Budget by Organization Report

Through 02/28/22  
 Prior Fiscal Year Activity Excluded  
 Summary Listing

Organization	Adopted Budget	Budget Amendments	Amended Budget	Current Month Transactions	YTD Encumbrances	YTD Transactions	Budget - YTD Transactions	% Used/ Rec'd	Prior Year Total
Fund 106 - Wireless, 911 Fund									
REVENUE									
Department 000 - .	63,000.00	.00	63,000.00	.00	.00	62,946.61	53.39	100	51,225.40
REVENUE TOTALS	\$63,000.00	\$0.00	\$63,000.00	\$0.00	\$0.00	\$62,946.61	\$53.39	100%	\$51,225.40
EXPENSE									
Department 521 - Police Department	63,020.00	.00	63,020.00	158.56	.00	26,267.57	36,752.43	42	62,062.90
EXPENSE TOTALS	\$63,020.00	\$0.00	\$63,020.00	\$158.56	\$0.00	\$26,267.57	\$36,752.43	42%	\$62,062.90
Fund 106 - Wireless, 911 Fund Totals									
REVENUE TOTALS	63,000.00	.00	63,000.00	.00	.00	62,946.61	53.39	100%	51,225.40
EXPENSE TOTALS	63,020.00	.00	63,020.00	158.56	.00	26,267.57	36,752.43	42%	62,062.90
Fund 106 - Wireless, 911 Fund Totals	(\$20.00)	\$0.00	(\$20.00)	(\$158.56)	\$0.00	\$36,679.04	(\$36,699.04)		(\$10,837.50)



# Budget by Organization Report

Through 02/28/22  
 Prior Fiscal Year Activity Excluded  
 Summary Listing

Organization	Adopted Budget	Budget Amendments	Amended Budget	Current Month Transactions	YTD Encumbrances	YTD Transactions	Budget - YTD Transactions	% Used/ Rec'd	Prior Year Total
Fund 107 - CITT Public Transit Fund									
<b>REVENUE</b>									
Department 000 - .	862,890.00	.00	862,890.00	70,571.00	.00	302,868.62	560,021.38	35	823,791.71
<b>REVENUE TOTALS</b>	<b>\$862,890.00</b>	<b>\$0.00</b>	<b>\$862,890.00</b>	<b>\$70,571.00</b>	<b>\$0.00</b>	<b>\$302,868.62</b>	<b>\$560,021.38</b>	<b>35%</b>	<b>\$823,791.71</b>
<b>EXPENSE</b>									
Department 541 - Transportation	1,290,250.00	.00	1,290,250.00	80,286.18	192,441.04	256,198.45	841,610.51	35	422,596.54
<b>EXPENSE TOTALS</b>	<b>\$1,290,250.00</b>	<b>\$0.00</b>	<b>\$1,290,250.00</b>	<b>\$80,286.18</b>	<b>\$192,441.04</b>	<b>\$256,198.45</b>	<b>\$841,610.51</b>	<b>35%</b>	<b>\$422,596.54</b>
Fund 107 - CITT Public Transit Fund Totals									
<b>REVENUE TOTALS</b>	<b>862,890.00</b>	<b>.00</b>	<b>862,890.00</b>	<b>70,571.00</b>	<b>.00</b>	<b>302,868.62</b>	<b>560,021.38</b>	<b>35%</b>	<b>823,791.71</b>
<b>EXPENSE TOTALS</b>	<b>1,290,250.00</b>	<b>.00</b>	<b>1,290,250.00</b>	<b>80,286.18</b>	<b>192,441.04</b>	<b>256,198.45</b>	<b>841,610.51</b>	<b>35%</b>	<b>422,596.54</b>
Fund 107 - CITT Public Transit Fund Totals	<b>(\$427,360.00)</b>	<b>\$0.00</b>	<b>(\$427,360.00)</b>	<b>(\$9,715.18)</b>	<b>(\$192,441.04)</b>	<b>\$46,670.17</b>	<b>(\$281,589.13)</b>		<b>\$401,195.17</b>



# Budget by Organization Report

Through 02/28/22  
 Prior Fiscal Year Activity Excluded  
 Summary Listing

Organization	Adopted Budget	Budget Amendments	Amended Budget	Current Month Transactions	YTD Encumbrances	YTD Transactions	Budget - YTD Transactions	% Used/ Rec'd	Prior Year Total
Fund 108 - Prepaid Phone 911 Fund									
REVENUE									
Department 000 - .	16,505.00	.00	16,505.00	.00	.00	16,622.91	(117.91)	101	10,943.32
REVENUE TOTALS	\$16,505.00	\$0.00	\$16,505.00	\$0.00	\$0.00	\$16,622.91	(\$117.91)	101%	\$10,943.32
EXPENSE									
Department 521 - Police Department	16,765.00	.00	16,765.00	42.01	.00	6,958.22	9,806.78	42	18,299.54
EXPENSE TOTALS	\$16,765.00	\$0.00	\$16,765.00	\$42.01	\$0.00	\$6,958.22	\$9,806.78	42%	\$18,299.54
Fund 108 - Prepaid Phone 911 Fund Totals									
REVENUE TOTALS	16,505.00	.00	16,505.00	.00	.00	16,622.91	(117.91)	101%	10,943.32
EXPENSE TOTALS	16,765.00	.00	16,765.00	42.01	.00	6,958.22	9,806.78	42%	18,299.54
Fund 108 - Prepaid Phone 911 Fund Totals	(\$260.00)	\$0.00	(\$260.00)	(\$42.01)	\$0.00	\$9,664.69	(\$9,924.69)		(\$7,356.22)



# Budget by Organization Report

Through 02/28/22  
 Prior Fiscal Year Activity Excluded  
 Summary Listing

Organization	Adopted Budget	Budget Amendments	Amended Budget	Current Month Transactions	YTD Encumbrances	YTD Transactions	Budget - YTD Transactions	% Used/ Rec'd	Prior Year Total
<b>Fund 109 - Police Impact Fee Fund</b>									
<b>REVENUE</b>									
Department 000 - .	10,000.00	.00	10,000.00	1,288.50	.00	7,731.00	2,269.00	77	7,916.66
<b>REVENUE TOTALS</b>	<b>\$10,000.00</b>	<b>\$0.00</b>	<b>\$10,000.00</b>	<b>\$1,288.50</b>	<b>\$0.00</b>	<b>\$7,731.00</b>	<b>\$2,269.00</b>	<b>77%</b>	<b>\$7,916.66</b>
<b>EXPENSE</b>									
Department 521 - Police Department	10,000.00	.00	10,000.00	.00	.00	.00	10,000.00	0	.00
<b>EXPENSE TOTALS</b>	<b>\$10,000.00</b>	<b>\$0.00</b>	<b>\$10,000.00</b>	<b>\$0.00</b>	<b>\$0.00</b>	<b>\$0.00</b>	<b>\$10,000.00</b>	<b>0%</b>	<b>\$0.00</b>
<b>Fund 109 - Police Impact Fee Fund Totals</b>									
<b>REVENUE TOTALS</b>	<b>10,000.00</b>	<b>.00</b>	<b>10,000.00</b>	<b>1,288.50</b>	<b>.00</b>	<b>7,731.00</b>	<b>2,269.00</b>	<b>77%</b>	<b>7,916.66</b>
<b>EXPENSE TOTALS</b>	<b>10,000.00</b>	<b>.00</b>	<b>10,000.00</b>	<b>.00</b>	<b>.00</b>	<b>.00</b>	<b>10,000.00</b>	<b>0%</b>	<b>.00</b>
<b>Fund 109 - Police Impact Fee Fund Totals</b>	<b>\$0.00</b>	<b>\$0.00</b>	<b>\$0.00</b>	<b>\$1,288.50</b>	<b>\$0.00</b>	<b>\$7,731.00</b>	<b>(\$7,731.00)</b>		<b>\$7,916.66</b>



# Budget by Organization Report

Through 02/28/22  
 Prior Fiscal Year Activity Excluded  
 Summary Listing

Organization	Adopted Budget	Budget Amendments	Amended Budget	Current Month Transactions	YTD Encumbrances	YTD Transactions	Budget - YTD Transactions	% Used/ Rec'd	Prior Year Total
<b>Fund 110 - Parks Impact Fee Fund</b>									
<b>REVENUE</b>									
Department 000 - .	25,000.00	.00	25,000.00	6,496.62	.00	45,476.34	(20,476.34)	182	36,190.35
<b>REVENUE TOTALS</b>	<b>\$25,000.00</b>	<b>\$0.00</b>	<b>\$25,000.00</b>	<b>\$6,496.62</b>	<b>\$0.00</b>	<b>\$45,476.34</b>	<b>(\$20,476.34)</b>	<b>182%</b>	<b>\$36,190.35</b>
<b>EXPENSE</b>									
Department 572 - Parks and Recreation	25,000.00	.00	25,000.00	.00	.00	.00	25,000.00	0	.00
Department 575 - Pinecrest Gardens	.00	.00	.00	.00	.00	.00	.00	+++	.00
<b>EXPENSE TOTALS</b>	<b>\$25,000.00</b>	<b>\$0.00</b>	<b>\$25,000.00</b>	<b>\$0.00</b>	<b>\$0.00</b>	<b>\$0.00</b>	<b>\$25,000.00</b>	<b>0%</b>	<b>\$0.00</b>
<b>Fund 110 - Parks Impact Fee Fund Totals</b>									
<b>REVENUE TOTALS</b>	<b>25,000.00</b>	<b>.00</b>	<b>25,000.00</b>	<b>6,496.62</b>	<b>.00</b>	<b>45,476.34</b>	<b>(20,476.34)</b>	<b>182%</b>	<b>36,190.35</b>
<b>EXPENSE TOTALS</b>	<b>25,000.00</b>	<b>.00</b>	<b>25,000.00</b>	<b>.00</b>	<b>.00</b>	<b>.00</b>	<b>25,000.00</b>	<b>0%</b>	<b>.00</b>
<b>Fund 110 - Parks Impact Fee Fund Totals</b>	<b>\$0.00</b>	<b>\$0.00</b>	<b>\$0.00</b>	<b>\$6,496.62</b>	<b>\$0.00</b>	<b>\$45,476.34</b>	<b>(\$45,476.34)</b>		<b>\$36,190.35</b>



# Budget by Organization Report

Through 02/28/22  
 Prior Fiscal Year Activity Excluded  
 Summary Listing

Organization	Adopted Budget	Budget Amendments	Amended Budget	Current Month Transactions	YTD Encumbrances	YTD Transactions	Budget - YTD Transactions	% Used/ Rec'd	Prior Year Total
Fund 111 - Municipal Services Impact Fee									
REVENUE									
Department 000 - .	28,000.00	.00	28,000.00	2,551.47	.00	25,595.78	2,404.22	91	43,660.75
REVENUE TOTALS	\$28,000.00	\$0.00	\$28,000.00	\$2,551.47	\$0.00	\$25,595.78	\$2,404.22	91%	\$43,660.75
EXPENSE									
Department 519 - General Government	28,000.00	.00	28,000.00	.00	.00	.00	28,000.00	0	42,902.29
EXPENSE TOTALS	\$28,000.00	\$0.00	\$28,000.00	\$0.00	\$0.00	\$0.00	\$28,000.00	0%	\$42,902.29
Fund 111 - Municipal Services Impact Fee Totals									
REVENUE TOTALS	28,000.00	.00	28,000.00	2,551.47	.00	25,595.78	2,404.22	91%	43,660.75
EXPENSE TOTALS	28,000.00	.00	28,000.00	.00	.00	.00	28,000.00	0%	42,902.29
Fund 111 - Municipal Services Impact Fee Totals	\$0.00	\$0.00	\$0.00	\$2,551.47	\$0.00	\$25,595.78	(\$25,595.78)		\$758.46



# Budget by Organization Report

Through 02/28/22  
 Prior Fiscal Year Activity Excluded  
 Summary Listing

Organization	Adopted Budget	Budget Amendments	Amended Budget	Current Month Transactions	YTD Encumbrances	YTD Transactions	Budget - YTD Transactions	% Used/ Rec'd	Prior Year Total
Fund 112 - Stormwater Impact Fee Fund									
REVENUE									
Department 000 - .	45,000.00	.00	45,000.00	14,325.70	.00	58,722.29	(13,722.29)	130	75,656.38
<b>REVENUE TOTALS</b>	<b>\$45,000.00</b>	<b>\$0.00</b>	<b>\$45,000.00</b>	<b>\$14,325.70</b>	<b>\$0.00</b>	<b>\$58,722.29</b>	<b>(\$13,722.29)</b>	<b>130%</b>	<b>\$75,656.38</b>
EXPENSE									
Department 538 - Stormwater	45,000.00	.00	45,000.00	.00	.00	.00	45,000.00	0	400.00
<b>EXPENSE TOTALS</b>	<b>\$45,000.00</b>	<b>\$0.00</b>	<b>\$45,000.00</b>	<b>\$0.00</b>	<b>\$0.00</b>	<b>\$0.00</b>	<b>\$45,000.00</b>	<b>0%</b>	<b>\$400.00</b>
Fund 112 - Stormwater Impact Fee Fund Totals									
<b>REVENUE TOTALS</b>	<b>45,000.00</b>	<b>.00</b>	<b>45,000.00</b>	<b>14,325.70</b>	<b>.00</b>	<b>58,722.29</b>	<b>(13,722.29)</b>	<b>130%</b>	<b>75,656.38</b>
<b>EXPENSE TOTALS</b>	<b>45,000.00</b>	<b>.00</b>	<b>45,000.00</b>	<b>.00</b>	<b>.00</b>	<b>.00</b>	<b>45,000.00</b>	<b>0%</b>	<b>400.00</b>
Fund 112 - Stormwater Impact Fee Fund Totals	\$0.00	\$0.00	\$0.00	\$14,325.70	\$0.00	\$58,722.29	(\$58,722.29)		\$75,256.38



# Budget by Organization Report

Through 02/28/22  
 Prior Fiscal Year Activity Excluded  
 Summary Listing

Organization	Adopted Budget	Budget Amendments	Amended Budget	Current Month Transactions	YTD Encumbrances	YTD Transactions	Budget - YTD Transactions	% Used/ Rec'd	Prior Year Total
Fund 201 - Debt Service Fund									
REVENUE									
Department 000 - .	2,196,320.00	.00	2,196,320.00	.00	.00	417,916.21	1,778,403.79	19	3,057,240.46
<b>REVENUE TOTALS</b>	<b>\$2,196,320.00</b>	<b>\$0.00</b>	<b>\$2,196,320.00</b>	<b>\$0.00</b>	<b>\$0.00</b>	<b>\$417,916.21</b>	<b>\$1,778,403.79</b>	<b>19%</b>	<b>\$3,057,240.46</b>
EXPENSE									
Department 000 - .	2,196,320.00	.00	2,196,320.00	.00	.00	417,916.21	1,778,403.79	19	3,335,606.27
<b>EXPENSE TOTALS</b>	<b>\$2,196,320.00</b>	<b>\$0.00</b>	<b>\$2,196,320.00</b>	<b>\$0.00</b>	<b>\$0.00</b>	<b>\$417,916.21</b>	<b>\$1,778,403.79</b>	<b>19%</b>	<b>\$3,335,606.27</b>
Fund 201 - Debt Service Fund Totals									
<b>REVENUE TOTALS</b>	<b>2,196,320.00</b>	<b>.00</b>	<b>2,196,320.00</b>	<b>.00</b>	<b>.00</b>	<b>417,916.21</b>	<b>1,778,403.79</b>	<b>19%</b>	<b>3,057,240.46</b>
<b>EXPENSE TOTALS</b>	<b>2,196,320.00</b>	<b>.00</b>	<b>2,196,320.00</b>	<b>.00</b>	<b>.00</b>	<b>417,916.21</b>	<b>1,778,403.79</b>	<b>19%</b>	<b>3,335,606.27</b>
Fund 201 - Debt Service Fund Totals	\$0.00	\$0.00	\$0.00	\$0.00	\$0.00	\$0.00	\$0.00		(\$278,365.81)



# Budget by Organization Report

Through 02/28/22  
 Prior Fiscal Year Activity Excluded  
 Summary Listing

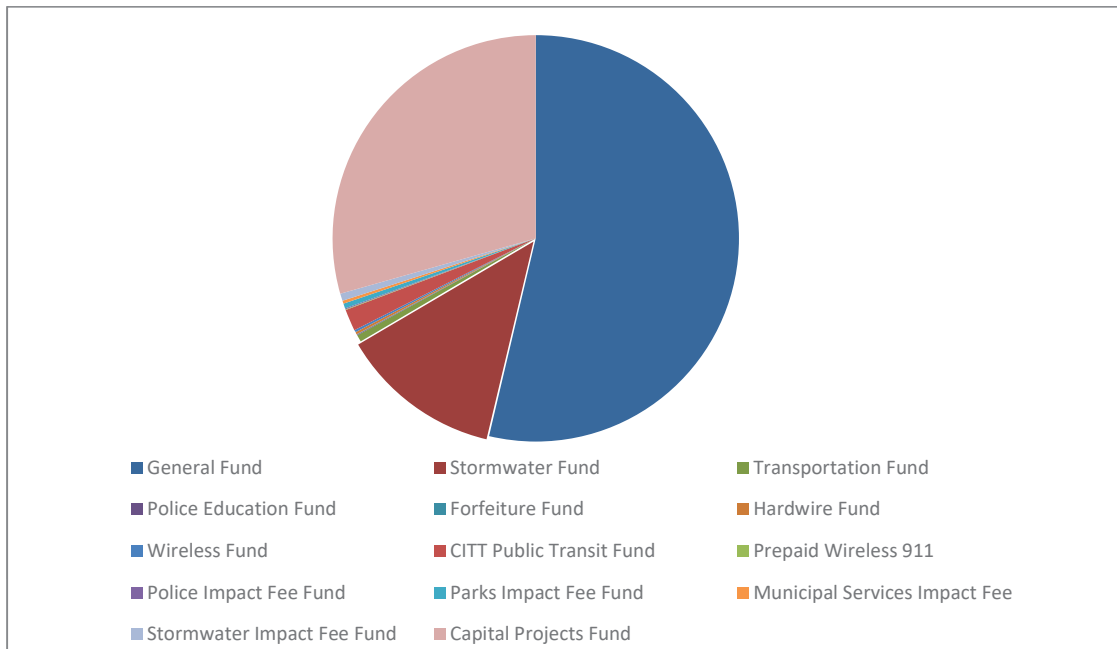
Organization	Adopted Budget	Budget Amendments	Amended Budget	Current Month Transactions	YTD Encumbrances	YTD Transactions	Budget - YTD Transactions	% Used/ Rec'd	Prior Year Total
<b>Fund 301 - Capital Projects Fund</b>									
<b>REVENUE</b>									
Department 000 - .	10,021,323.00	.00	10,021,323.00	.00	.00	5,465,743.00	4,555,580.00	55	13,881,931.73
<b>REVENUE TOTALS</b>	<b>\$10,021,323.00</b>	<b>\$0.00</b>	<b>\$10,021,323.00</b>	<b>\$0.00</b>	<b>\$0.00</b>	<b>\$5,465,743.00</b>	<b>\$4,555,580.00</b>	<b>55%</b>	<b>\$13,881,931.73</b>
<b>EXPENSE</b>									
Department 000 - .	.00	.00	.00	.00	.00	.00	.00	+++	86,971.98
Department 519 - General Government	10,219,737.00	27,275.00	10,247,012.00	418,462.97	10,298,305.68	519,738.24	(571,031.92)	106	3,866,764.12
Department 572 - Parks and Recreation	373,750.00	3,312,303.00	3,686,053.00	235,407.95	494,930.83	679,423.54	2,511,698.63	32	852,661.07
Department 575 - Pinecrest Gardens	214,760.00	3,009,178.00	3,223,938.00	180,326.51	1,337,443.41	1,020,776.41	865,718.18	73	5,348,258.77
<b>EXPENSE TOTALS</b>	<b>\$10,808,247.00</b>	<b>\$6,348,756.00</b>	<b>\$17,157,003.00</b>	<b>\$834,197.43</b>	<b>\$12,130,679.92</b>	<b>\$2,219,938.19</b>	<b>\$2,806,384.89</b>	<b>84%</b>	<b>\$10,154,655.94</b>
<b>Fund 301 - Capital Projects Fund Totals</b>									
<b>REVENUE TOTALS</b>	<b>10,021,323.00</b>	<b>.00</b>	<b>10,021,323.00</b>	<b>.00</b>	<b>.00</b>	<b>5,465,743.00</b>	<b>4,555,580.00</b>	<b>55%</b>	<b>13,881,931.73</b>
<b>EXPENSE TOTALS</b>	<b>10,808,247.00</b>	<b>6,348,756.00</b>	<b>17,157,003.00</b>	<b>834,197.43</b>	<b>12,130,679.92</b>	<b>2,219,938.19</b>	<b>2,806,384.89</b>	<b>84%</b>	<b>10,154,655.94</b>
<b>Fund 301 - Capital Projects Fund Totals</b>									
	<b>(\$786,924.00)</b>	<b>(\$6,348,756.00)</b>	<b>(\$7,135,680.00)</b>	<b>(\$834,197.43)</b>	<b>(\$12,130,679.92)</b>	<b>\$3,245,804.81</b>	<b>\$1,749,195.11</b>		<b>\$3,727,275.79</b>
<b>Grand Totals</b>									
<b>REVENUE TOTALS</b>	<b>44,049,993.00</b>	<b>.00</b>	<b>44,049,993.00</b>	<b>1,401,383.89</b>	<b>.00</b>	<b>25,037,105.47</b>	<b>19,012,887.53</b>	<b>57%</b>	<b>48,370,833.26</b>
<b>EXPENSE TOTALS</b>	<b>46,477,472.00</b>	<b>6,546,411.00</b>	<b>53,023,883.00</b>	<b>2,512,247.19</b>	<b>13,125,697.31</b>	<b>14,045,951.57</b>	<b>25,852,234.12</b>	<b>51%</b>	<b>42,252,994.16</b>
<b>Grand Totals</b>	<b>(\$2,427,479.00)</b>	<b>(\$6,546,411.00)</b>	<b>(\$8,973,890.00)</b>	<b>(\$1,110,863.30)</b>	<b>(\$13,125,697.31)</b>	<b>\$10,991,153.90</b>	<b>(\$6,839,346.59)</b>		<b>\$6,117,839.10</b>

## INVESTMENT RETURNS

SOURCE	21-Mar	21-Apr	21-May	21-Jun	21-Jul	21-Aug	21-Sep	21-Oct	21-Nov	21-Dec	22-Jan	22-Feb	Investment***
<b>STATE POOL</b>	0.13%	0.11%	0.11%	0.10%	0.09%	0.09%	0.08%	0.10%	0.11%	0.13%	0.13%	0.15%	VILLAGE
<b>T-BILLS</b>													
<b>6 Months</b>	0.05%	0.04%	0.04%	0.06%	0.05%	0.06%	0.05%	0.07%	0.09%	0.19%	0.43%	0.65%	NA
<b>3 Months</b>	0.03%	0.01%	0.02%	0.05%	0.06%	0.04%	0.04%	0.05%	0.05%	0.05%	0.20%	0.32%	NA
<b>National Rates</b>													
<b>One Year</b>	0.19%	0.18%	0.17%	0.17%	0.17%	0.17%	0.15%	0.75%	0.14%	0.14%	0.14%	0.19%	NA
<b>PRIME RATE</b>	3.25%	3.25%	3.25%	3.25%	3.25%	3.25%	3.25%	3.25%	3.25%	3.25%	3.25%	3.25%	NA
<b>CONSUMER PRICE IN</b>	264.9	267.1	269.2	271.7	273.0	273.6	274.3	276.6	277.9	278.8	281.1		NA
<b>Plus/Minus Year Ago</b>	2.6%	4.2%	5.0%	5.4%	5.4%	5.3%	5.4%	6.2%	6.8%	7.0%	7.5%		NA
<b>MORTGAGE/SECURITIES *</b>													
<b>30 Years -</b>													
<b>Fannie Mae (FNMA)</b>	2.65%	2.44%	2.41%	2.47%	2.34%	2.38%	2.63%	2.64%	2.50%	2.63%	3.09%	3.58%	NA
<b>NAPM ** / ISM</b>	64.7	60.7	61.2	60.6	59.5	59.9	61.1	60.8	61.1	58.7	57.6		NA
* Mortgage/Securities Return Principal and Interest on a Monthly Basis													
** Institute for Supply Management, a reading of under 50 denotes contraction and a reading of above 50 denotes expansion in the manufacturing sector of the economy.													
*** Only the investments with the notation "Village" are currently in place, the others are presented for comparison purposes.													

**Cash Summary  
FY 2022  
February 28, 2022**

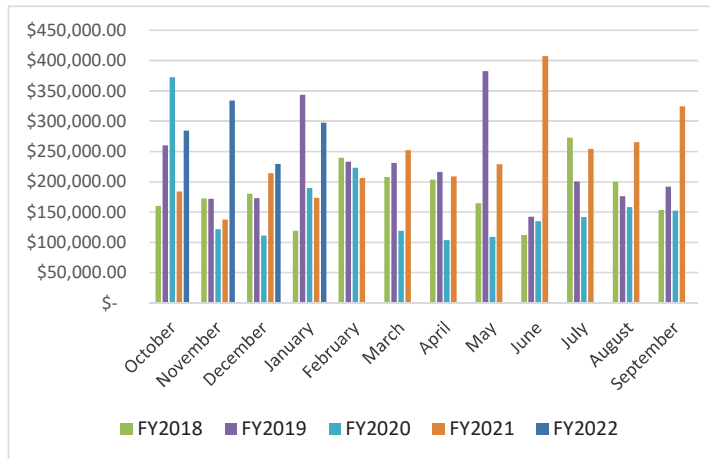
Fund #	Description of Fund	Total	City National	State Investment Pool
001	General Fund	\$ 15,028,219	\$ 9,602,872	\$ 5,425,347
101	Stormwater Fund	\$ 3,592,970	\$ 3,092,042	\$ 500,928
102	Transportation Fund	\$ 150,245	\$ 150,245	\$ -
103	Police Education Fund	\$ 19,661	\$ 19,661	
104	Forfeiture Fund	\$ 5,158	\$ 5,158	
105	Hardwire Fund	\$ 52,612	\$ 52,612	
106	Wireless Fund	\$ 53,894	\$ 53,894	
107	CITT Public Transit Fund	\$ 480,575	\$ 480,575	
108	Prepaid Wireless 911	\$ 13,924	\$ 13,924	
109	Police Impact Fee Fund	\$ 18,322	\$ 18,322	
110	Parks Impact Fee Fund	\$ 112,528	\$ 112,528	
111	Municipal Services Impact Fee	\$ 68,520	\$ 68,520	
112	Stormwater Impact Fee Fund	\$ 161,136	\$ 161,136	
301	Capital Projects Fund	\$ 8,224,576	\$ 7,777,290	\$ 447,286
<b>Totals</b>		<b>\$ 27,982,341</b>	<b>\$ 21,608,779</b>	<b>\$ 6,373,562</b>



**Building Permit Revenues  
FY 2018-Present**

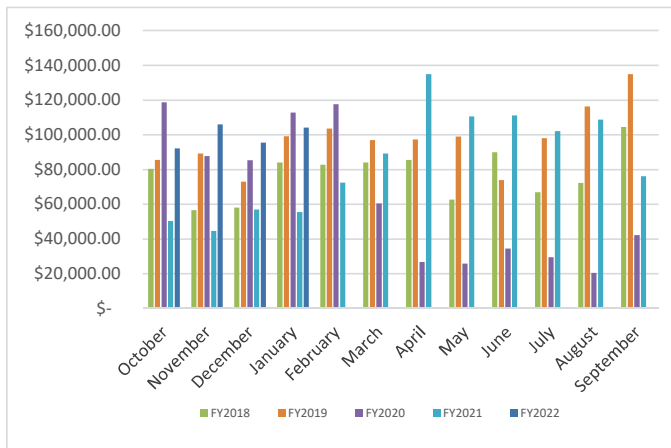
322.000

	FY2018	FY2019	FY2020	FY2021	FY2022
<b>October</b>	\$ 160,079.56	\$ 260,228.01	\$ 372,905.11	\$ 183,745.84	\$ 284,196.07
<b>November</b>	\$ 172,478.85	\$ 171,992.67	\$ 121,838.69	\$ 137,541.94	\$ 333,988.54
<b>December</b>	\$ 180,327.18	\$ 172,631.89	\$ 111,233.71	\$ 214,051.63	\$ 229,621.59
<b>January</b>	\$ 119,181.73	\$ 343,754.99	\$ 189,876.84	\$ 173,247.94	\$ 297,805.14
<b>February</b>	\$ 239,307.30	\$ 233,351.51	\$ 223,076.90	\$ 206,303.66	
<b>March</b>	\$ 207,766.13	\$ 231,184.60	\$ 118,754.22	\$ 251,999.44	
<b>April</b>	\$ 203,728.53	\$ 216,360.49	\$ 103,684.34	\$ 208,688.52	
<b>May</b>	\$ 164,379.19	\$ 382,465.57	\$ 108,891.20	\$ 228,701.59	
<b>June</b>	\$ 112,092.97	\$ 142,230.75	\$ 134,816.40	\$ 407,437.73	
<b>July</b>	\$ 272,520.36	\$ 200,337.50	\$ 141,905.11	\$ 254,125.18	
<b>August</b>	\$ 199,734.32	\$ 176,293.69	\$ 158,188.50	\$ 265,216.93	
<b>September</b>	\$ 153,467.59	\$ 191,970.02	\$ 152,367.77	\$ 324,573.94	
<b>Totals</b>	<b>\$ 2,185,063.71</b>	<b>\$ 2,722,801.69</b>	<b>\$ 1,937,538.79</b>	<b>\$ 2,855,634.34</b>	<b>\$ 1,145,611.34</b>



347.100

	FY2018	FY2019	FY2020	FY2021	FY2022
October	\$ 80,203.52	\$ 85,354.17	\$ 118,686.24	\$ 50,305.88	\$ 92,005.68
November	\$ 56,555.52	\$ 89,209.37	\$ 87,585.40	\$ 44,526.26	\$ 105,980.97
December	\$ 57,898.32	\$ 73,000.18	\$ 85,345.55	\$ 56,820.26	\$ 95,452.93
January	\$ 83,973.40	\$ 99,024.14	\$ 112,784.32	\$ 55,454.55	\$ 104,153.19
February	\$ 82,747.84	\$ 103,510.00	\$ 117,581.09	\$ 72,340.82	
March	\$ 83,968.31	\$ 96,838.88	\$ 60,377.21	\$ 89,176.62	
April	\$ 85,354.57	\$ 97,297.48	\$ 26,687.09	\$ 134,824.66	
May	\$ 62,548.76	\$ 98,926.81	\$ 25,645.99	\$ 110,531.84	
June	\$ 89,837.20	\$ 73,755.95	\$ 34,438.85	\$ 111,045.09	
July	\$ 66,904.81	\$ 97,949.10	\$ 29,373.95	\$ 102,080.95	
August	\$ 72,240.40	\$ 116,175.85	\$ 20,412.81	\$ 108,611.52	
September	\$ 104,419.92	\$ 134,937.58	\$ 42,046.88	\$ 76,065.16	
<b>Totals</b>	<b>\$ 926,652.57</b>	<b>\$ 1,165,979.51</b>	<b>\$ 760,965.38</b>	<b>\$ 1,011,783.61</b>	<b>\$ 397,592.77</b>





# Budget Performance Report

Fiscal Year to Date 01/31/22

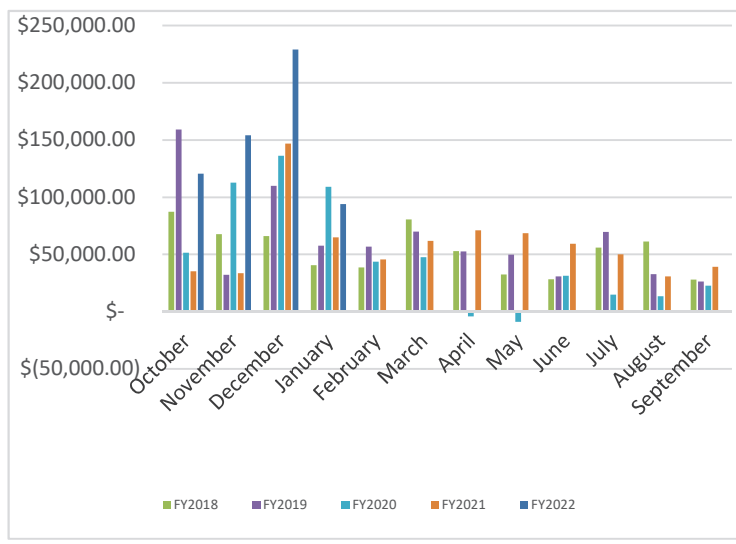
Include Rollup Account and Rollup to Object

Account	Account Description	Adopted Budget	Budget Amendments	Amended Budget	Current Month Transactions	YTD Encumbrances	YTD Transactions	Budget - YTD Transactions	% Used/ Rec'd	Prior Year Total
Fund 001 - General Fund										
REVENUE										
Department 000 - .										
Division 00 - .										
<b>347</b>	<b>Culture</b>									
347.100	Culture Community Center, Control	1,142,425.00	.00	1,142,425.00	.00	.00	.00	1,142,425.00	0	.00
347.101	Culture CC Building Rentals	.00	.00	.00	.00	.00	9,769.25	(9,769.25)	+++	22,454.88
347.102	Culture CC Field Rentals	.00	.00	.00	200.00	.00	692.00	(692.00)	+++	11,320.50
347.103	Culture CC User League Fees	.00	.00	.00	.00	.00	15,708.75	(15,708.75)	+++	8,816.00
347.104	Culture CC Camps	.00	.00	.00	1,020.00	.00	13,027.00	(13,027.00)	+++	281,785.75
347.105	Culture CC Concession Sales	.00	.00	.00	10.00	.00	70.00	(70.00)	+++	395.00
347.107	Culture CC Classes, Member	.00	.00	.00	70,189.79	.00	242,018.10	(242,018.10)	+++	345,680.68
347.108	Culture CC Trainer Fees	.00	.00	.00	800.00	.00	3,200.00	(3,200.00)	+++	9,200.00
347.109	Culture CC Day Passes	.00	.00	.00	780.00	.00	3,100.30	(3,100.30)	+++	6,600.90
347.113	Culture CC Memberships, One Week	.00	.00	.00	440.00	.00	3,148.60	(3,148.60)	+++	6,447.10
347.116	Culture CC, Special Events	.00	.00	.00	.00	.00	1,892.45	(1,892.45)	+++	7,193.93
347.123	Culture CC Senior Trips/Tours	.00	.00	.00	2,290.00	.00	2,305.00	(2,305.00)	+++	98.50
347.125	Culture CC Booth Fee	.00	.00	.00	.00	.00	.00	.00	+++	500.00
347.126	Culture CC Mind & Body Classes	.00	.00	.00	5,797.00	.00	17,560.00	(17,560.00)	+++	52,151.00
347.127	Culture CC Non- Resident Membership	.00	.00	.00	5,156.80	.00	15,263.20	(15,263.20)	+++	46,212.74
347.128	Culture CC Resident Memberships	.00	.00	.00	19,261.35	.00	76,565.75	(76,565.75)	+++	228,832.80
347.129	Culture CC Coach Permits	.00	.00	.00	.00	.00	.00	.00	+++	1,220.00
347.180	Culture Office Supplies	.00	.00	.00	.00	.00	.00	.00	+++	161.60
347.199	Culture CC Credit Card Fees	.00	.00	.00	(1,791.75)	.00	(6,727.63)	6,727.63	+++	(17,287.77)
<b>347 - Culture Totals</b>		<b>\$1,142,425.00</b>	<b>\$0.00</b>	<b>\$1,142,425.00</b>	<b>\$104,153.19</b>	<b>\$0.00</b>	<b>\$397,592.77</b>	<b>\$744,832.23</b>	<b>35%</b>	<b>\$1,011,783.61</b>
Division 00 - . Totals		\$1,142,425.00	\$0.00	\$1,142,425.00	\$104,153.19	\$0.00	\$397,592.77	\$744,832.23	35%	\$1,011,783.61
Department 000 - . Totals		\$1,142,425.00	\$0.00	\$1,142,425.00	\$104,153.19	\$0.00	\$397,592.77	\$744,832.23	35%	\$1,011,783.61
<b>REVENUE TOTALS</b>		<b>\$1,142,425.00</b>	<b>\$0.00</b>	<b>\$1,142,425.00</b>	<b>\$104,153.19</b>	<b>\$0.00</b>	<b>\$397,592.77</b>	<b>\$744,832.23</b>	<b>35%</b>	<b>\$1,011,783.61</b>
Fund 001 - General Fund Totals										
<b>REVENUE TOTALS</b>		<b>1,142,425.00</b>	<b>.00</b>	<b>1,142,425.00</b>	<b>104,153.19</b>	<b>.00</b>	<b>397,592.77</b>	<b>744,832.23</b>	<b>35%</b>	<b>1,011,783.61</b>
<b>EXPENSE TOTALS</b>		<b>.00</b>	<b>.00</b>	<b>.00</b>	<b>.00</b>	<b>.00</b>	<b>.00</b>	<b>.00</b>	<b>+++</b>	<b>.00</b>
Fund 001 - General Fund Totals		\$1,142,425.00	\$0.00	\$1,142,425.00	\$104,153.19	\$0.00	\$397,592.77	\$744,832.23		\$1,011,783.61
Grand Totals										
<b>REVENUE TOTALS</b>		<b>1,142,425.00</b>	<b>.00</b>	<b>1,142,425.00</b>	<b>104,153.19</b>	<b>.00</b>	<b>397,592.77</b>	<b>744,832.23</b>	<b>35%</b>	<b>1,011,783.61</b>
<b>EXPENSE TOTALS</b>		<b>.00</b>	<b>.00</b>	<b>.00</b>	<b>.00</b>	<b>.00</b>	<b>.00</b>	<b>.00</b>	<b>+++</b>	<b>.00</b>
Grand Totals		\$1,142,425.00	\$0.00	\$1,142,425.00	\$104,153.19	\$0.00	\$397,592.77	\$744,832.23		\$1,011,783.61

**Pinecrest Gardens Revenues  
FY 2018-Present**

**347.300**

	<b>FY2018</b>	<b>FY2019</b>	<b>FY2020</b>	<b>FY2021</b>	<b>FY2022</b>
<b>October</b>	\$ 87,443.94	\$ 159,277.30	\$ 51,674.33	\$ 35,413.56	\$ 120,551.14
<b>November</b>	\$ 67,618.75	\$ 32,203.39	\$ 112,668.57	\$ 33,563.16	\$ 154,247.36
<b>December</b>	\$ 65,955.15	\$ 109,984.35	\$ 136,215.50	\$ 146,743.69	\$ 228,960.70
<b>January</b>	\$ 40,591.94	\$ 57,626.46	\$ 109,193.23	\$ 65,023.82	\$ 93,963.02
<b>February</b>	\$ 38,735.91	\$ 56,961.89	\$ 43,630.72	\$ 45,724.98	
<b>March</b>	\$ 80,607.97	\$ 69,960.32	\$ 47,487.74	\$ 61,847.88	
<b>April</b>	\$ 53,043.40	\$ 52,603.25	\$ (3,996.21)	\$ 71,173.37	
<b>May</b>	\$ 32,642.15	\$ 49,966.05	\$ (8,785.23)	\$ 68,457.73	
<b>June</b>	\$ 28,448.54	\$ 30,720.29	\$ 31,386.92	\$ 59,478.76	
<b>July</b>	\$ 56,053.59	\$ 69,628.97	\$ 14,999.48	\$ 50,123.66	
<b>August</b>	\$ 61,331.14	\$ 32,746.80	\$ 13,552.96	\$ 30,832.49	
<b>September</b>	\$ 28,142.77	\$ 26,443.55	\$ 22,636.10	\$ 39,341.74	
<b>Totals Without Grants</b>	<b>\$ 640,615.25</b>	<b>\$ 748,122.62</b>	<b>\$ 570,664.11</b>	<b>\$ 707,724.84</b>	<b>\$ 597,722.22</b>
<b>Grants YTD</b>	<b>\$ 80,421.00</b>	<b>\$ 30,853.10</b>	<b>\$ 74,564.00</b>	<b>\$ 394,462.95</b>	<b>\$ 38,584.50</b>
<b>Donations YTD</b>	<b>\$ 1,700.00</b>	<b>\$ 35,900.00</b>	<b>\$ -</b>	<b>\$ 5,000.00</b>	<b>\$ -</b>
<b>Total Revenues incl Grants</b>	<b>\$ 722,736.25</b>	<b>\$ 814,875.72</b>	<b>\$ 645,228.11</b>	<b>\$ 1,107,187.79</b>	<b>\$ 636,306.72</b>





# Budget Performance Report

Fiscal Year to Date 01/31/22

Include Rollup Account and Rollup to Object

Account	Account Description	Adopted Budget	Budget Amendments	Amended Budget	Current Month Transactions	YTD Encumbrances	YTD Transactions	Budget - YTD Transactions	% Used/ Rec'd	Prior Year Total
<b>REVENUE</b>										
Fund 001 - General Fund										
Department 000 - .										
Division 00 - .										
<b>347</b>	<b>Culture</b>									
347.300	Culture Pinecrest Gardens, Control	1,150,000.00	.00	1,150,000.00	.00	.00	.00	1,150,000.00	0	.00
347.301	Culture PG Corporate Sponsorship	.00	.00	.00	.00	.00	85,500.00	(85,500.00)	+++	66,100.00
347.302	Culture PG Farmers Market	.00	.00	.00	3,200.00	.00	10,400.00	(10,400.00)	+++	20,462.40
347.308	Culture PG Memberships, Annual Passes	.00	.00	.00	1,695.00	.00	8,365.00	(8,365.00)	+++	15,925.00
347.309	Culture PG Concessions, Iguana Bite	.00	.00	.00	.00	.00	.00	.00	+++	20.10
347.310	Culture PG Concessions, Events	.00	.00	.00	4,662.60	.00	27,584.35	(27,584.35)	+++	49,043.05
347.312	Culture PG Banyan Bowl Ticket Sales	.00	.00	.00	8,236.56	.00	117,087.37	(117,087.37)	+++	23,612.34
347.313	Culture PG Fine Arts Festival, Booths	.00	.00	.00	4,059.58	.00	8,245.55	(8,245.55)	+++	35.39
347.316	Culture PG Eggstravaganza, Baskets	.00	.00	.00	1,250.00	.00	1,250.00	(1,250.00)	+++	.00
347.317	Culture PG Eggstravaganza Booths	.00	.00	.00	.00	.00	.00	.00	+++	75.00
347.318	Culture PG Howl-O-Ween Parade Tickets	.00	.00	.00	.00	.00	9,171.50	(9,171.50)	+++	.00
347.319	Culture PG General Admissions	.00	.00	.00	9,758.00	.00	41,589.00	(41,589.00)	+++	164,382.38
347.320	Culture PG Senior Admissions	.00	.00	.00	865.00	.00	3,472.00	(3,472.00)	+++	8,159.00
347.325	Culture PG Movie Tickets	.00	.00	.00	.00	.00	3,977.37	(3,977.37)	+++	2,232.40
347.326	Culture PG Movie Concession	.00	.00	.00	.00	.00	608.42	(608.42)	+++	544.87
347.327	Culture PG Vending Machine Sales	.00	.00	.00	25.40	.00	141.26	(141.26)	+++	469.54
347.328	Culture PG Venue, Patio Rental	.00	.00	.00	1,050.00	.00	4,250.00	(4,250.00)	+++	9,089.50
347.330	Culture PG. Venue, Lakeview Rental	.00	.00	.00	1,400.00	.00	7,400.00	(7,400.00)	+++	12,150.00
347.333	Culture PG Venue Rental, Hibiscus Rental	.00	.00	.00	(1,000.00)	.00	.00	.00	+++	7,410.00
347.334	Culture PG Venue Rental, Plant Societie	.00	.00	.00	.00	.00	900.00	(900.00)	+++	9,050.00
347.335	Culture PG Banyan Bowl Rental	.00	.00	.00	(1,613.00)	.00	22,236.61	(22,236.61)	+++	57,316.00
347.336	Culture PG Original Entrance Rental	.00	.00	.00	327.00	.00	1,502.00	(1,502.00)	+++	5,775.00
347.337	Culture PG Parking Lot Rental	.00	.00	.00	.00	.00	760.00	(760.00)	+++	8,014.00
347.338	Culture PG Commercial Video - Photo	.00	.00	.00	.00	.00	900.00	(900.00)	+++	6,100.00
347.339	Culture PG Girl Scouts Programs	.00	.00	.00	1,175.00	.00	1,770.00	(1,770.00)	+++	732.00
347.341	Culture PG Furniture Rental	.00	.00	.00	.00	.00	136.00	(136.00)	+++	300.00
347.342	Culture PG Donations	.00	.00	.00	2,500.00	.00	3,000.00	(3,000.00)	+++	300.00
347.343	Culture PG Fish Food	.00	.00	.00	.00	.00	.00	.00	+++	20.00
347.344	Culture PG Merchandise	.00	.00	.00	.00	.00	.00	.00	+++	693.95
347.345	Culture PG Field Trips	.00	.00	.00	.00	.00	.00	.00	+++	196.75
347.347	Culture PG Classes and Programs	.00	.00	.00	10,380.00	.00	22,216.65	(22,216.65)	+++	41,794.54
347.350	Culture PG Chili Cook-off Booths	.00	.00	.00	.00	.00	.00	.00	+++	125.00
347.351	Culture PG Chili Cook-off Admission	.00	.00	.00	.00	.00	.00	.00	+++	12.15
347.352	Culture PG Holiday Festival Booths	.00	.00	.00	.00	.00	5,410.00	(5,410.00)	+++	1,425.00
347.354	Culture PG Nights of Lights Admission	.00	.00	.00	45,479.61	.00	207,041.69	(207,041.69)	+++	79,158.34
347.356	Culture PG Hammock Pavilion	.00	.00	.00	2,500.00	.00	5,650.00	(5,650.00)	+++	11,800.00



# Budget Performance Report

Fiscal Year to Date 01/31/22

Include Rollup Account and Rollup to Object

Account	Account Description	Adopted Budget	Budget Amendments	Amended Budget	Current Month Transactions	YTD Encumbrances	YTD Transactions	Budget - YTD Transactions	% Used/ Rec'd	Prior Year Total
Fund 001 - General Fund										
REVENUE										
Department 000 - .										
Division 00 - .										
<b>347</b>	<b>Culture</b>									
347.357	Culture PG Summer Camps	.00	.00	.00	.00	.00	.00	.00	+++	62,107.00
347.358	Culture Secret Garden	.00	.00	.00	300.00	.00	775.00	(775.00)	+++	612.00
347.359	Culture PG Cypress Hall Rental	.00	.00	.00	(250.00)	.00	2,100.00	(2,100.00)	+++	39,813.50
347.360	Culture PG Cafe Sales	.00	.00	.00	434.59	.00	2,677.52	(2,677.52)	+++	15,312.03
347.361	Culture PG Star Wars Ticket Sales	.00	.00	.00	.00	.00	.33	(.33)	+++	8,332.68
347.399	Culture PG Credit card fees	.00	.00	.00	(2,472.32)	.00	(8,395.40)	8,395.40	+++	(20,976.07)
<b>347 - Culture Totals</b>		<b>\$1,150,000.00</b>	<b>\$0.00</b>	<b>\$1,150,000.00</b>	<b>\$93,963.02</b>	<b>\$0.00</b>	<b>\$597,722.22</b>	<b>\$552,277.78</b>	<b>52%</b>	<b>\$707,724.84</b>
Division 00 - . Totals		\$1,150,000.00	\$0.00	\$1,150,000.00	\$93,963.02	\$0.00	\$597,722.22	\$552,277.78	52%	\$707,724.84
Department 000 - . Totals		\$1,150,000.00	\$0.00	\$1,150,000.00	\$93,963.02	\$0.00	\$597,722.22	\$552,277.78	52%	\$707,724.84
<b>REVENUE TOTALS</b>		<b>\$1,150,000.00</b>	<b>\$0.00</b>	<b>\$1,150,000.00</b>	<b>\$93,963.02</b>	<b>\$0.00</b>	<b>\$597,722.22</b>	<b>\$552,277.78</b>	<b>52%</b>	<b>\$707,724.84</b>
Fund 001 - General Fund Totals										
<b>REVENUE TOTALS</b>		<b>1,150,000.00</b>	<b>.00</b>	<b>1,150,000.00</b>	<b>93,963.02</b>	<b>.00</b>	<b>597,722.22</b>	<b>552,277.78</b>	<b>52%</b>	<b>707,724.84</b>
<b>EXPENSE TOTALS</b>		<b>.00</b>	<b>.00</b>	<b>.00</b>	<b>.00</b>	<b>.00</b>	<b>.00</b>	<b>.00</b>	<b>+++</b>	<b>.00</b>
Fund 001 - General Fund Totals		\$1,150,000.00	\$0.00	\$1,150,000.00	\$93,963.02	\$0.00	\$597,722.22	\$552,277.78		\$707,724.84
Grand Totals										
<b>REVENUE TOTALS</b>		<b>1,150,000.00</b>	<b>.00</b>	<b>1,150,000.00</b>	<b>93,963.02</b>	<b>.00</b>	<b>597,722.22</b>	<b>552,277.78</b>	<b>52%</b>	<b>707,724.84</b>
<b>EXPENSE TOTALS</b>		<b>.00</b>	<b>.00</b>	<b>.00</b>	<b>.00</b>	<b>.00</b>	<b>.00</b>	<b>.00</b>	<b>+++</b>	<b>.00</b>
Grand Totals		\$1,150,000.00	\$0.00	\$1,150,000.00	\$93,963.02	\$0.00	\$597,722.22	\$552,277.78		\$707,724.84





Leo Llanos, P.E.  
Building Official  
building@pinecrest-fl.gov

MEMORANDUM  
Department of Building and Planning

DATE: February 28, 2022  
TO: Yocelyn Galiano, ICMA-CM, Village Manager  
FROM: Leo Llanos, P.E., Building Official  
RE: Building Division FEBRUARY 2022 Monthly Report

---

Building permit activity increased by 19.7% through February as compared to last year, inspections have increased by 12.9% as compared to last year. The number of building code violations have increased by 133% through the month of February when compared to last year. The number of new homes increased by 61% through the month of February and valuation increased by 104%.

Coronavirus Special Report:

The Building Department is currently operating under limited interaction, distancing, and mask requirements for public patrons and employees. Plans review and permits for residential and commercial projects are proceeding under normal operations. Inspections for all permits is ongoing.





Leo Llanos, P.E.  
 Building Official  
 building@pinecrest-fl.gov

**MEMORANDUM**  
 Department of Building and Planning

**DATE:** February 28, 2022  
**TO:** Yocelyn Galiano, ICMA-CM, Village Manager  
**FROM:** Leo Llanos, P.E., Building Official  
**RE:** Building Division FEBRUARY 2022 Monthly Report


	FEBRUARY 2021	FEBRUARY 2022	10/01/20 - 02/25/2021 YTD	10/01/21 - 02/25/2022 YTD
<b>PERMITS ISSUED:</b>				
Building	103	131	551	666
Electrical	52	39	216	237
Mechanical	16	15	76	101
Plumbing / LPGX	46	45	208	254
<b>TOTAL PERMITS ISSUED:</b>	217	230	1,051	1,258
<b>VALUE OF CONSTRUCTION</b>	7,462,671	19,308,126	35,394,041	72,183,550
<b>PERMITS FOR NEW HOUSES</b>	4	9	18	29
<b>CERTIFICATE OF OCCUPANCY &amp; CC'S</b>	5	6	19	11
<b>CERTIFICATE OF USE &amp; OCCUPANCY</b>	0	0	1	1
<b>BUILDING CODE CASES</b>	5	3	21	49
<b>INSPECTIONS:</b>				
Building & Roofing	856	957	4,318	4,882
Electrical	180	157	868	875
Mechanical	42	64	305	396
Plumbing / LPGX	131	187	886	959
<b>TOTAL INSPECTIONS:</b>	1,209	1,365	6,377	7,112



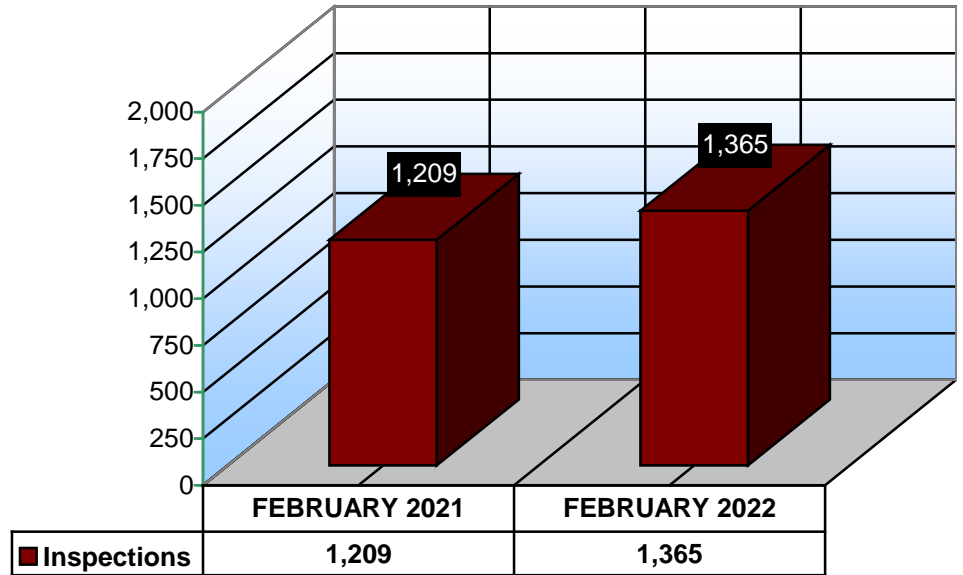
VILLAGE OF PINECREST  
BUILDING & PLANNING DEPARTMENT

FEBRUARY 2022 MONTHLY REPORT  
PERMITS AND INSPECTIONS

PERMITS ISSUED

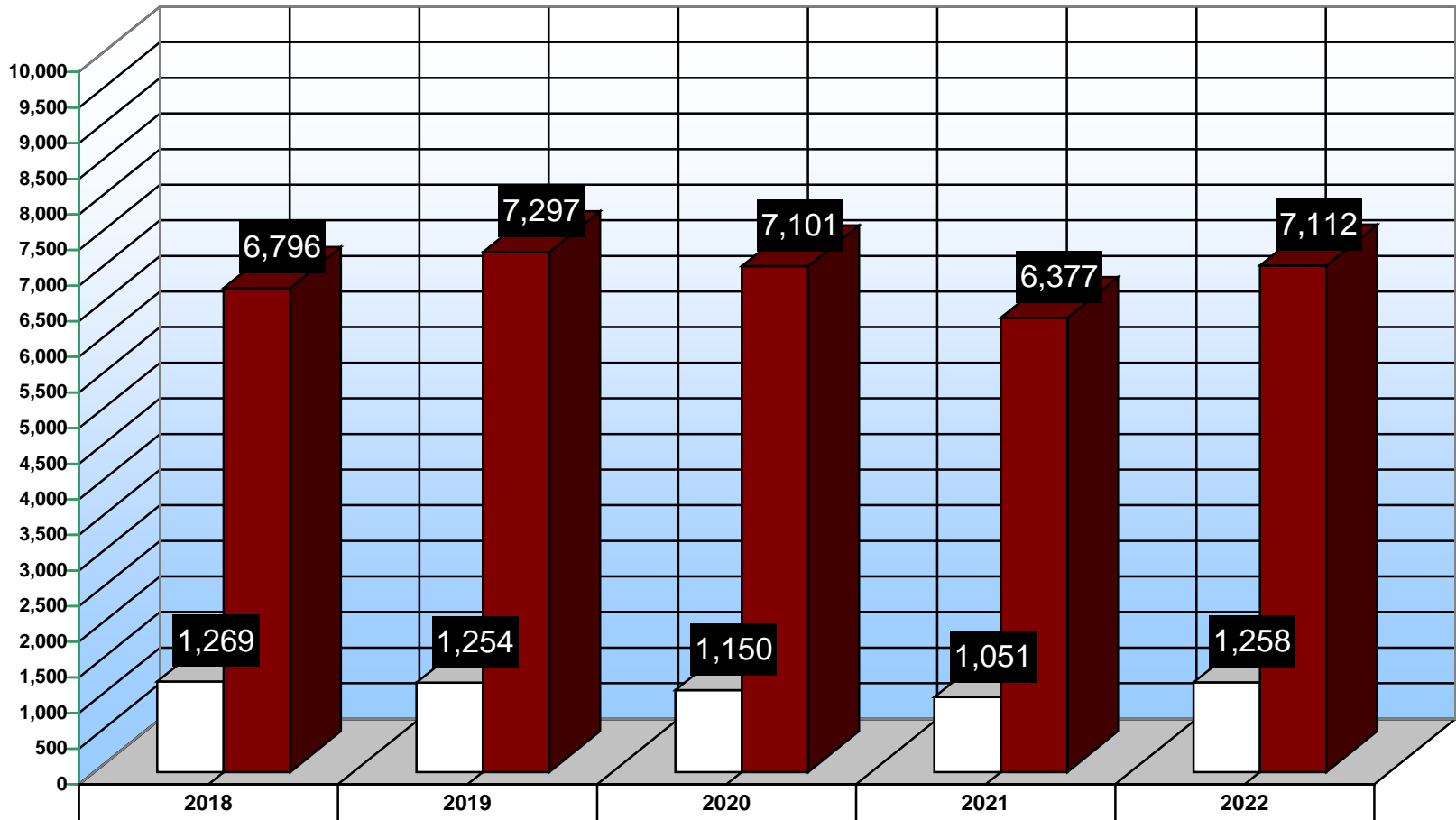


INSPECTIONS PERFORMED



VILLAGE OF PINECREST  
 BUILDING & PLANNING DEPARTMENT

HISTORICAL REPORT  
 PERMITS AND INSPECTIONS  
 FISCAL YEARS - 2018 TO 2022  
 OCTOBER 1<sup>ST</sup> THROUGH FEBRUARY 25<sup>TH</sup>

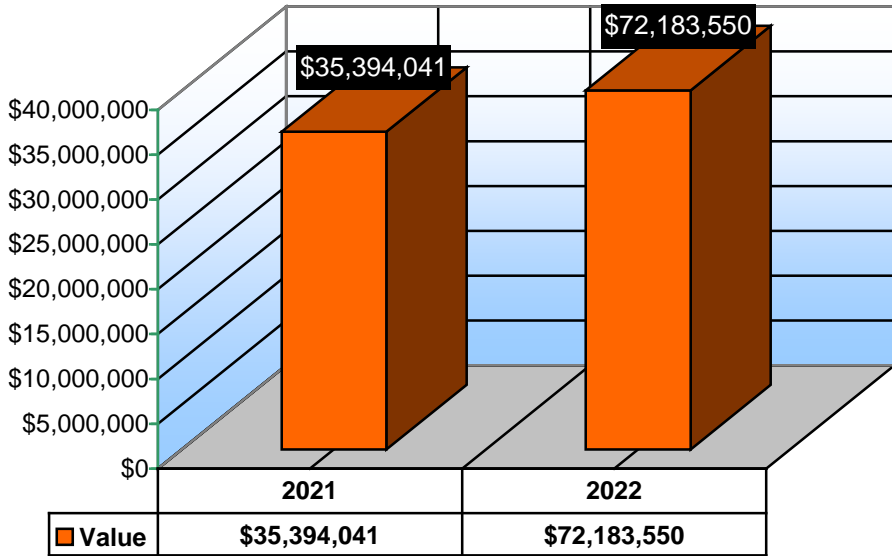


□ Permits	1,269	1,254	1,150	1,051	1,258
■ Inspections	6,796	7,297	7,101	6,377	7,112

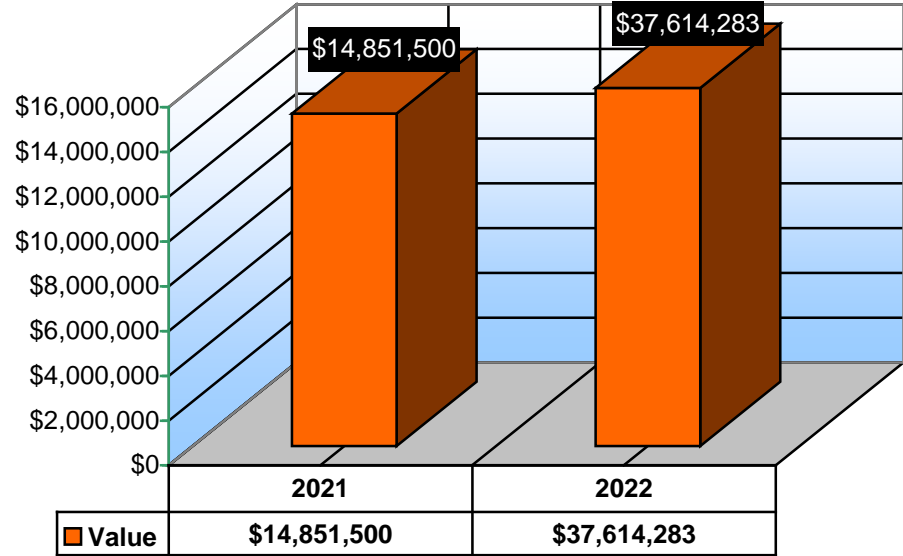
VILLAGE OF PINECREST  
BUILDING & PLANNING DEPARTMENT

FEBRUARY 2022 MONTHLY REPORT  
VALUE OF CONSTRUCTION & NUMBER OF NEW HOMES  
FISCAL YEARS  
OCTOBER 1<sup>ST</sup> THROUGH FEBRUARY 25<sup>TH</sup>

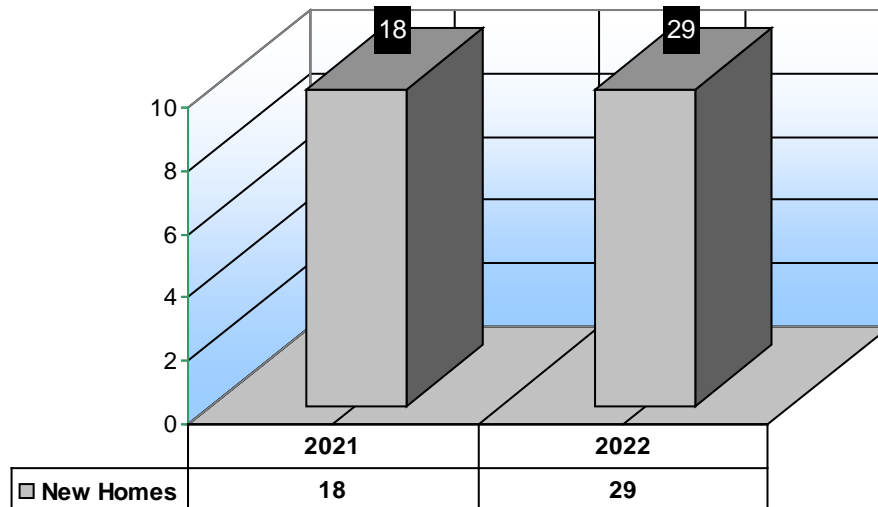
TOTAL VALUE OF CONSTRUCTION



VALUE OF CONSTRUCTION - NEW HOMES



NUMBER OF NEW HOMES PERMITTED





Stephen R. Olmsted, AICP  
 Planning Director  
 planning@pinecrest-fl.gov

MEMORANDUM

Department of Building and Planning

DATE: February 28, 2022  
 TO: Yocelyn Galiano, ICMA-CM, LEED-GA, Village Manager  
 FROM: Stephen R. Olmsted, AICP, LEED-GA, Planning Director  
 RE: Planning Division – February 2022 - Monthly Report

	February 2022	10/1/2020 2/28/2021 YTD	10/1/2021 - 2/27/2022 YTD
<b>PLANNING</b>			
Zoning Compliance – Plans Review	351	1,278	1,541
Zoning Letters/Code Interpretations	53	254	195
Zoning Permits	25	108	115
<b>CODE COMPLIANCE</b>			
Code Cases Opened	67 (49 Proactive)	251	422
Code Compliance Reminders	39	218	210
Notices to Appear Issued	12	37	87
Notice of Violation - Building	3	20	49
Landscaping, Local Business Tax, and Foreclosure Inspections	182	967	1,355
Civil Violations	5	14	36
Special Magistrate Cases	13	66	90
Total Unclosed Cases (Active): 295	N/A	N/A	N/A
<b>LICENSES</b>			
Business Tax – NEW	14	73	62
Business Tax – RENEWAL	5	410	333
<b>TOTAL LICENSES</b> (* reflects new & renewal licenses)	19	483	395



## **Commercial and Residential Development/Redevelopment**

Within the Village of Pinecrest, commercial and residential development and redevelopment have been approved and are occurring as follows:

1. Lexus of Kendall – Pre-owned – Kendall Toyota/Lexus of Kendall has applied for building permits for the construction of a one-story pre-owned sales building on the property located at 10601-10661 Pinecrest Parkway, immediately north of the C-100 Canal. Plans have been reviewed and review comments have been provided to the owners.
2. Temple Beth Am – Construction of a new two-story and three-story classroom building, and a new combined gymnasium, auditorium, cafeteria, and welcome center building is in progress.
3. Gulliver Schools, Inc. and Immanuel Presbyterian Church of Miami, Inc. – Development of a new church building and various academic buildings including a new classroom building, auditorium, gymnasium, and parking garage was approved by the Village Council on July 16, 2019. Construction of a new guardhouse and improvements to Kendall Drive are complete. Crossbridge Church has submitted plans for construction of a new church. Plans Are under review.
4. Bindor Townhomes – GREC Pinecrest – Bindor Townhomes has applied for building permits for construction of the approved townhouse development project located at 7520 SW 100 Street. Review comments have been provided.
5. Volvo Dealership - 8525 Pinecrest Parkway - The Building and Planning Department has received plans for the remodeling and conversion of the former Mitsubishi Dealership to a new Volvo Dealership. Plans have been approved and issuance of a building permit is pending.

## **Economic Development**

Market Assessment - Kevin Crowder/Business Flare has completed a draft market assessment for the Village of Pinecrest. A presentation to the Village Council was provided on September 21, 2021. A copy of the Market Assessment has been provided to Mario Sacasa, Senior Vice President of the Miami-Dade Beacon Council, and to the Pinecrest Business Association.

## **Palmetto Senior High School Renovation**

Renovation and reconstruction of Miami-Palmetto Senior High School is currently in progress. A progress report was considered by the Village Council on February 8, 2022.

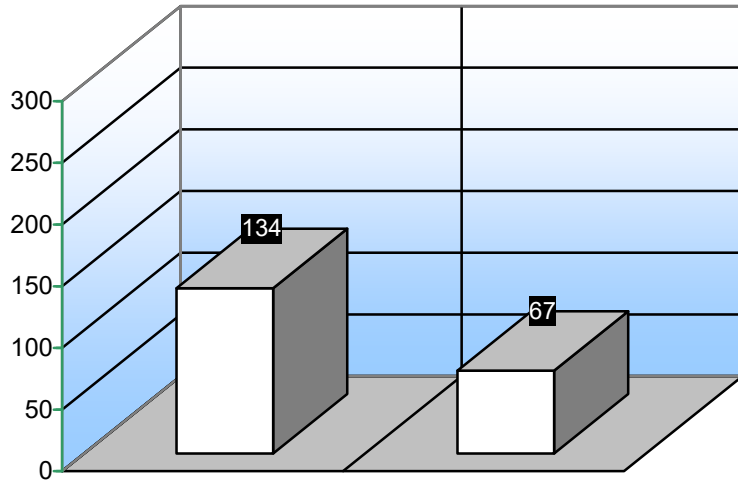
## **Pinecrest Parkway (US 1) Vision Plan Update**

A "Community Conversation" for review and consideration of an update to the Village's Pinecrest Parkway (US 1) Vision Plan was held on the Zoom platform October 27, 2021 at 6:00 p.m., and a second, follow up Community Conversation was held on November 10, 2021. Additionally, live, in-person community forums were held on December 6, 2021 and January 27, 2022. Staff is in the process of preparing a Request for Proposals for Consulting Assistance in completion of a draft report and staff recommendations, to include illustrative architectural design renderings

VILLAGE OF PINECREST  
 BUILDING & PLANNING DEPARTMENT

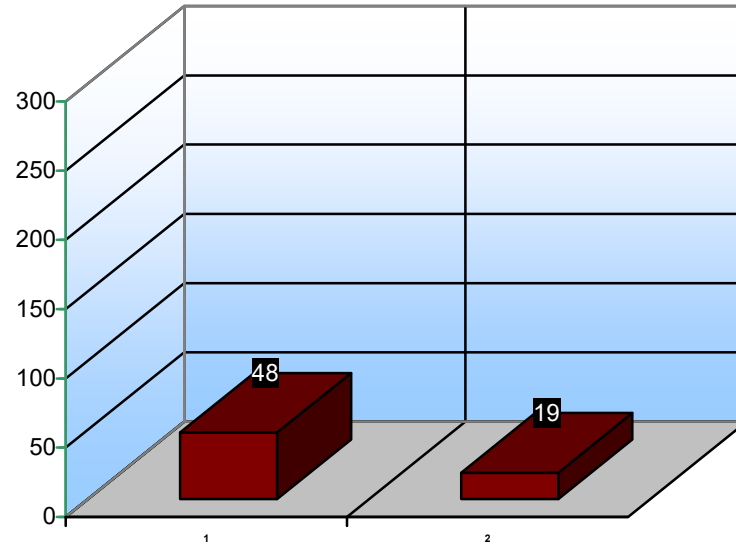
FEBRUARY 2022 MONTHLY REPORT  
 CODE COMPLIANCE CASES OPENED AND BUSINESS TAX RECEIPTS ISSUED  
 2/1/2022 - 2/27/2022

CODE CASES OPENED



	FEBRUARY 2021	FEBRUARY 2022
□ Code	134	67

BUSINESS TAX RECEIPTS ISSUED

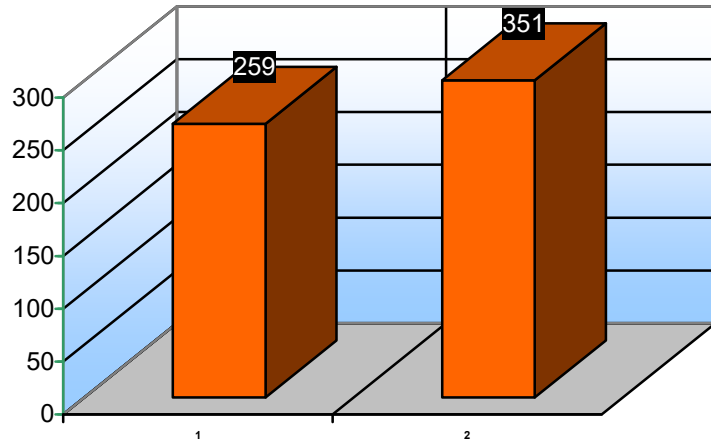


	FEBRUARY 2021	FEBRUARY 2022
■ Business Tax	48	19

VILLAGE OF PINECREST  
 BUILDING & PLANNING DEPARTMENT

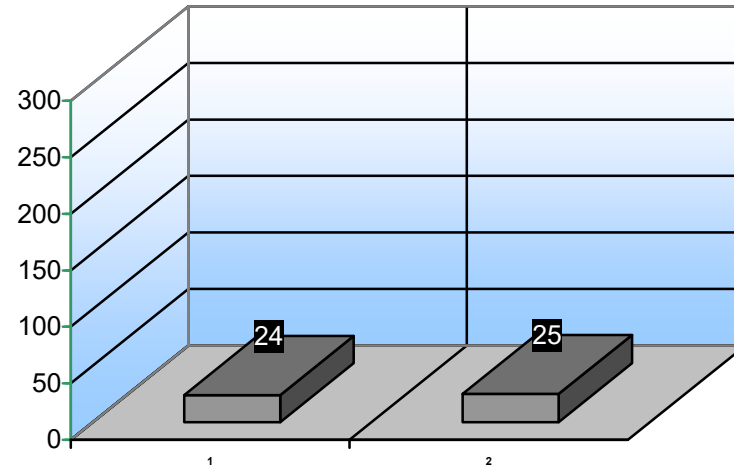
FEBRUARY 2022 MONTHLY REPORT  
 ZONING COMPLIANCE PLANS REVIEWED AND ZONING PERMITS ISSUED  
 2/1/2022 - 2/27/2022

ZONING PLANS REVIEWED



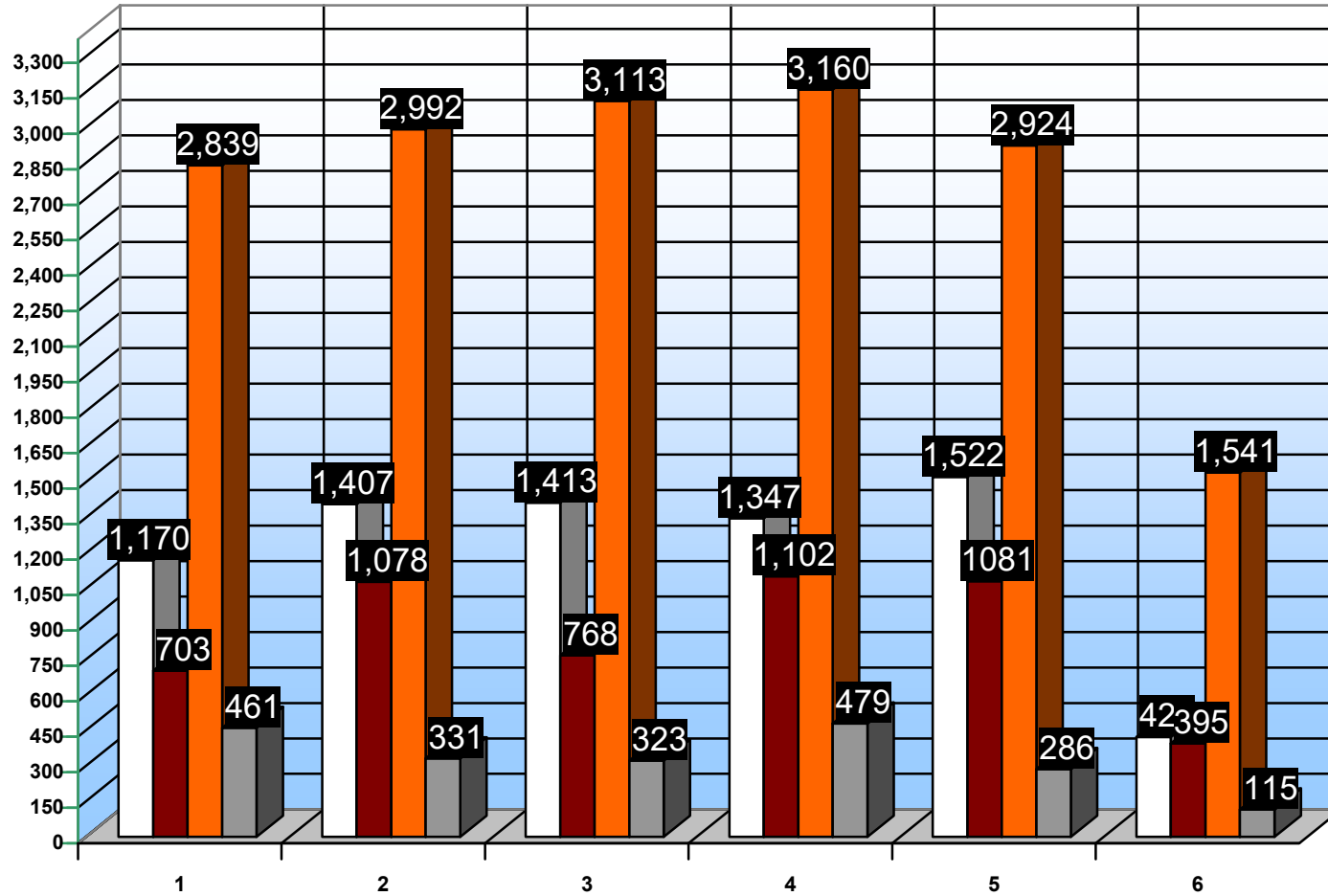
	FEBRUARY 2021	FEBRUARY 2022
Plan Review	259	351

ZONING PERMITS ISSUED



	FEBRUARY 2021	FEBRUARY 2022
Zoning Permits	24	25

**VILLAGE OF PINECREST BUILDING & PLANNING DEPARTMENT  
 HISTORICAL REPORT  
 CODE COMPLIANCE CASES OPENED, BUSINESS TAX RECEIPTS ISSUED  
 ZONING COMPLIANCE PLANS REVIEWED AND ZONING PERMITS ISSUED  
 FISCAL YEARS - 2017 TO 2022 - OCTOBER 1<sup>ST</sup> THROUGH SEPTEMBER 30<sup>TH</sup>**



	2016-2017	2017-2018	2018-2019	2019-2020	2020-2021	2021-2022
Code Cases	1,170	1,407	1,413	1,347	1,522	422
Business Tax	703	1,078	768	1,102	1,081	395
Plan Review	2,839	2,992	3,113	3,160	2,924	1,541
Zoning Permits	461	331	323	479	286	115



Robert C. Mattes, CPRE  
Parks and Recreation Director  
parks@pinecrest-fl.gov

MEMORANDUM  
Department of Parks and Recreation

DATE: February 28, 2022  
TO: Yocelyn Galiano, ICMA-CM, Village Manager  
FROM: Robert C. Mattes, CPRE, CPSI, Parks and Recreation Director  
RE: February 2022 Monthly Report

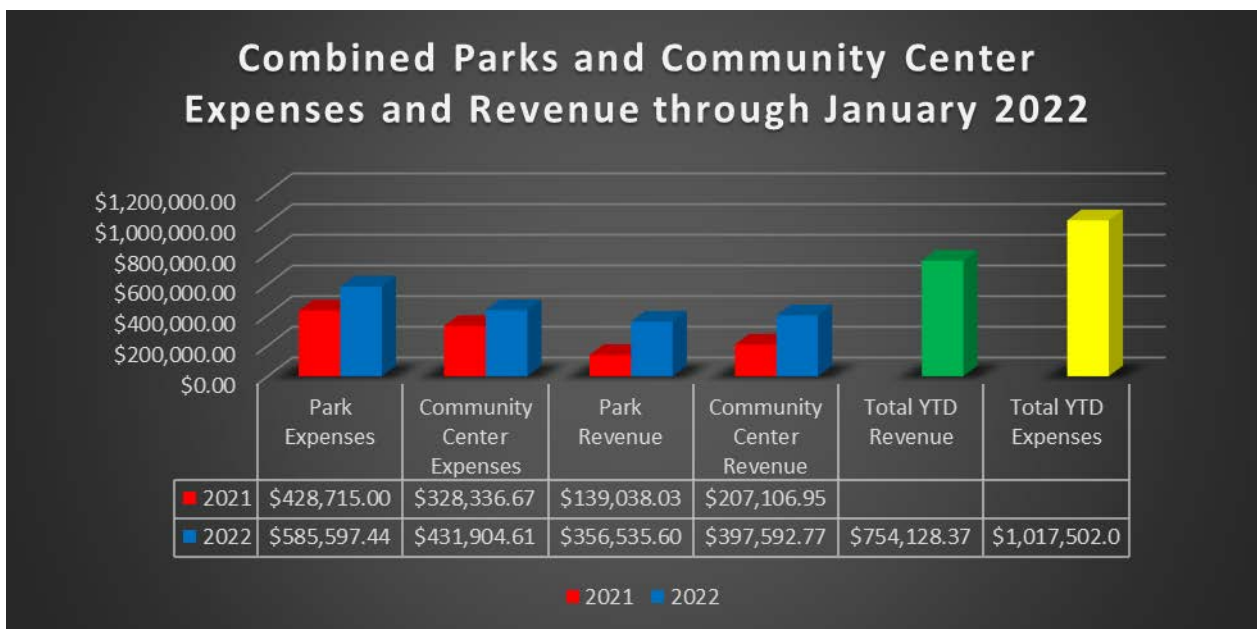
---

Senior citizen programs have seen a dramatic increase in participation due to the inclusion of additional pickleball programs at Suniland Park and the reintroduction of indoor programs at the community center.

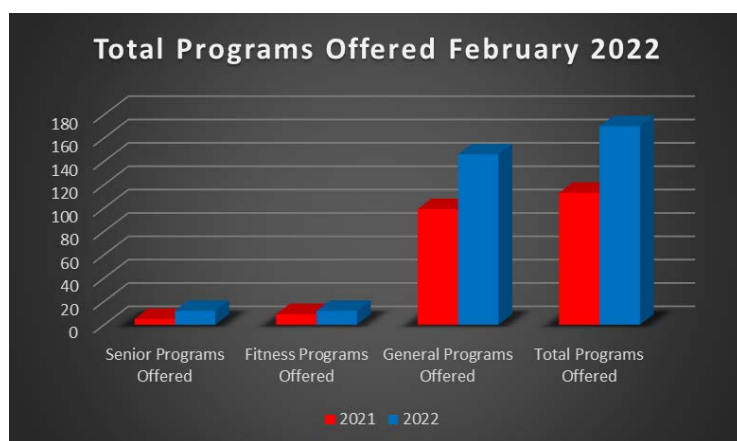
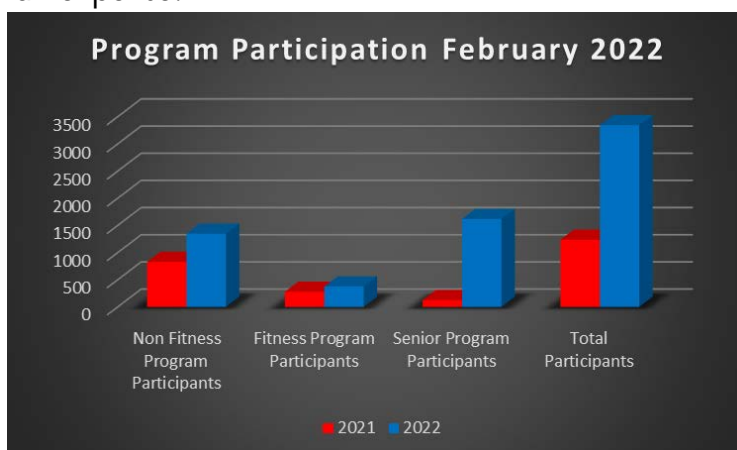
The first annual FitCrest 5k was a huge success for the department. The timed 5K race was originally scheduled for January, but due to the increase in COVID-19 positivity rates, the event was rescheduled for February 26. Approximately 100 participants plus spectators came out to enjoy the beautiful weather and engage in this inaugural event. After the event, participants expressed an interest in additional events like this throughout the year. The next FitCrest event is scheduled for Saturday, March 19.

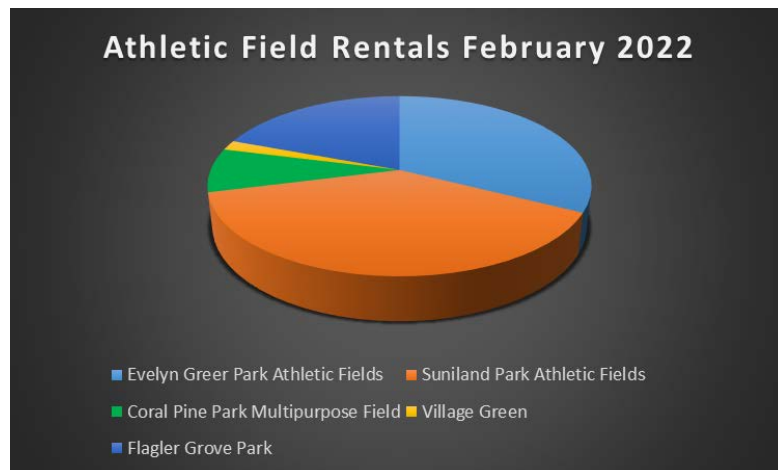
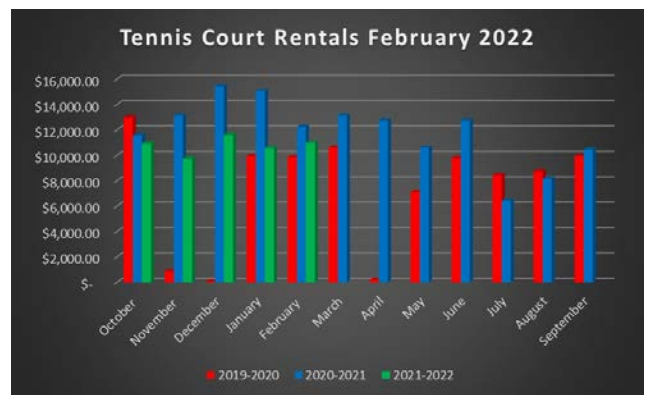
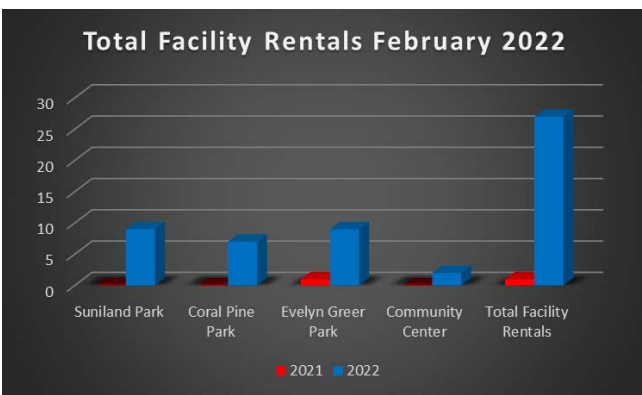
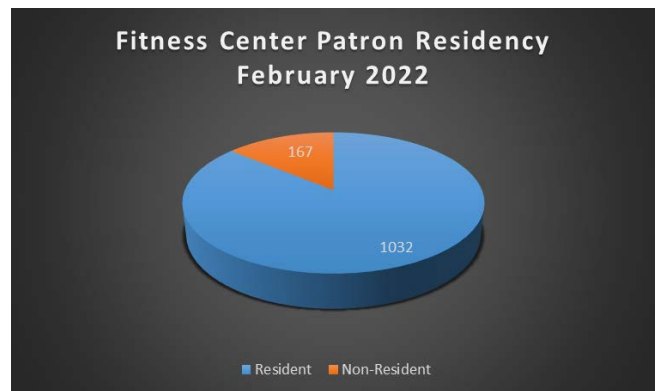


The following graphics represent general performance metrics for the Parks and Recreation Department and Pinecrest Community Center.



As of January 31, the Parks and Recreation Department was operating at **74.11% cost recovery**. 2022 Park expenses include the one time fee of \$90,000 for the Parks and Recreation Master Plan expense.






The Pinecrest Parks and Recreation Department is proud to partner with various youth sport associations to offer a variety of opportunities for young people to learn new skills and develop their athletic proficiencies. The above field rental chart represents athletic field rentals outside of regular league play.

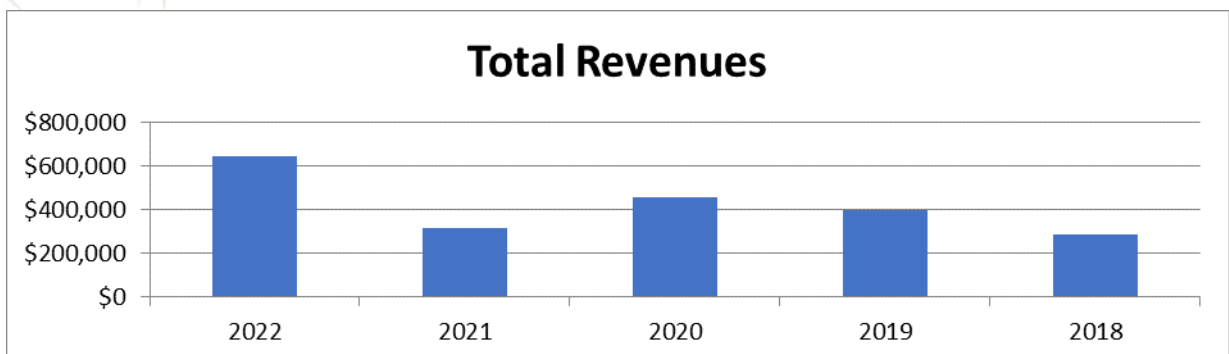
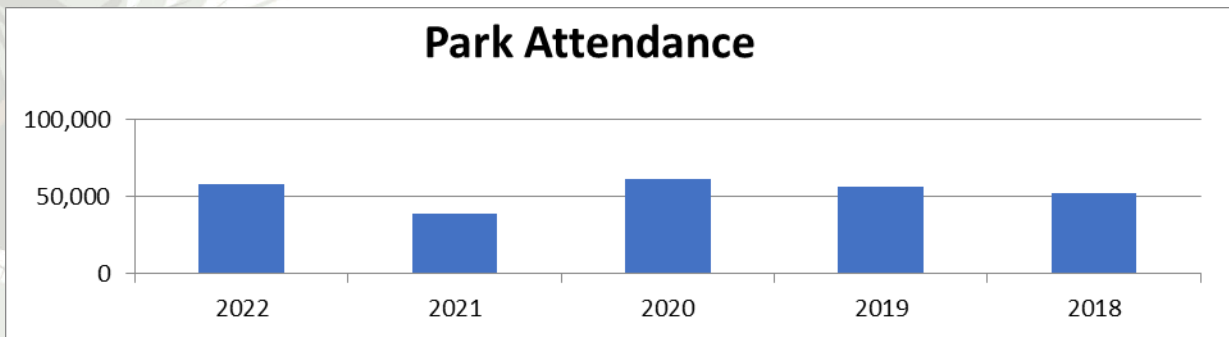
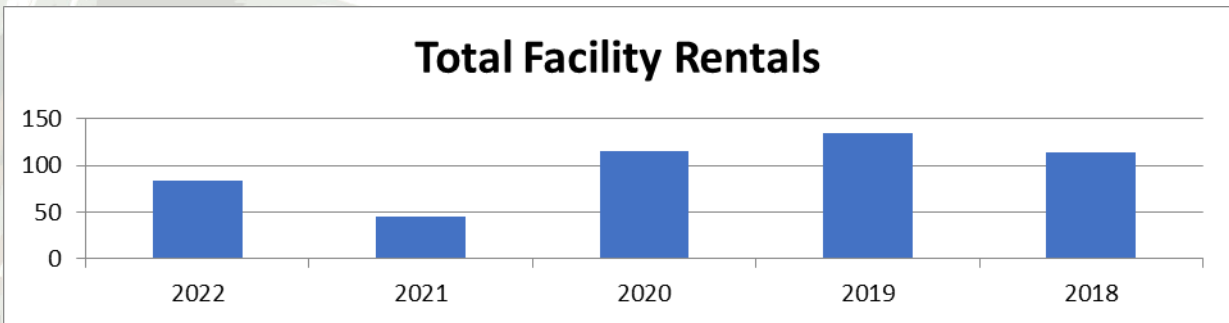


Alana S. Perez  
Pinecrest Gardens Director  
gardens@pinecrest-fl.gov

MEMORANDUM  
Pinecrest Gardens

DATE: February 28, 2022  
TO: Yocelyn Galiano, Village Manager  
FROM: Alana Perez, Pinecrest Gardens Director   
RE: Pinecrest Gardens February 2022 Monthly Report

The following charts highlight five-year performance measures, YTD through February.



**ADDENDUM**  
**(For Council Review)**  
**February Highlights**

**Grants**

- Awarded Miami Dade Cultural Affairs TDC Grant in the amount of \$17,500 to be used towards Bruce Munro Exhibition.
- We will be reapplying for Historic Grant.

**Notable Details**

- Our February Jazz shows continued to build momentum for our jazz series with Ashley Pezzotti taking the stage with the South Florida Jazz Orchestra and a bonus concert by Tito Puente, Jr. and his Latin Jazz Ensemble. Both shows sold out.
  - # of seats sold:
    - Ashley Pezzotti - 540
    - Tito Puente Jr. – 550
  - Total Jazz Revenues to Date - \$130,310
- The 2022-2023 Jazz season line up is complete.
- Siempre Flamenco brought an exhilarating performance to 483 people in the Banyan Bowl.
  - Total Revenues - \$7,488
- Bruce Munro: Forest & Field of Light brought in an additional \$13,397 in revenues this month.

**Education**

- Pinecrest Gardens blog: “Digging Pinecrest”, topic this month included, “Valentine’s Day Botanical Crafts” & “Spring Blooms: Freycenia”.
- Programming
  - Little Lizards: February theme was “Nature Glow” – 48 participants.
  - Educational Programming
    - Encore Academy of the Arts – Mini Mozart’s & Private Lessons, Fridays ongoing
    - Closing the Gaps: Motor Labs & ACT/SAT Classes ongoing.
    - Pinecrest Dance Project: Dance Classes & Mommy & Me Classes Ongoing
    - ArtCademy: KidCademy ongoing.
      - Afterschool classes ongoing.
  - Garden Workshops
    - 2/17 – Curious Gardner: The Art of Preserved Flowers, 12 Attendees
    - 2/25 – Bruce Munro: Lighted Yoga & Happy Hour, 20 Attendees
- Training
  - 2/22 – Center for Autism & Related Diseases Training: Full time and part time staff at PG in attendance. Working on developing garden-wide materials to support the initiative before Upper Garden Project is complete
- Upcoming
  - Little Lizards: March theme is Art Naturally.
  - 3/5 – Girl Scout Badge Day: Brownie Outdoor Art
  - 3/10 – Curious Gardner – Hops & History
  - 3/20 – Spring Break Camps
  - 3/25 – Girl Scouts Girls Night Out

## **Horticulture**

One gardener has been recovering from a workplace injury, leaving two to maintain the Gardens landscapes.

- Crews eliminated hazardous branches on select wind-damaged trees.
- The garden area across from the *Les Danse sculpture* was beautified with weed-tree removal and new rare palm and aroid plantings.
- The Olive tree was given a much-needed trim, allowing more light to reach the succulent plants growing near it in the Meadow Garden.
- The Pinecrest Garden Club assisted the gardeners in cleaning the Tower area of the Terrace, as a preliminary to the public opening.

## **Banyan Bowl**

Gardens Produced Shows

- 2/12 – Jazz performance, Ashley Pezzotti with the South Florida Jazz Orchestra, sold out.
- 2/19 – Siempre Flamenco, 400 people in audience.
- 2/20 – Magic in the Gardens, 50 people in audience.
- 2/26 – Bonus Jazz performance, Tito Puente Jr. and his Latin Jazz Ensemble, sold out.

Co-produced Shows

- 2/10 – FIU Chorus, “Broadway in Love”, 250 people in audience.
- 2/25 – Orchestra Miami, Beethoven in the Bowl, 300 people in audience.
- 2/27 – Greater Miami Symphonic Band, 250 people in audience.




David J. Mendez, P.E.  
Public Works Director  
publicworks@pinecrest-fl.gov

## MEMORANDUM

Department of Public Works

DATE: February 28, 2022

TO: Yocelyn Galiano Gomez, ICMA-CM, LEED GA, Village Manager

FROM: David J. Mendez, P.E., Public Works Director 

RE: Public Works Department February 2022 Monthly Report

---

### Project Updates:

#### Street Trees

- 156 street trees have been planted this fiscal year, including 67 with the County Tree Grant

#### Drainage

- SW 58 Avenue Drainage Project–NTP issued 1/10/22; pre-con meeting held 2/2/2022; shop drawings approved; work to commence in the next 2 weeks
- Palmetto Island Drainage Project – Field review with design staff held; meeting with residents held (2-24-22). Design in-progress
- 9601 SW 62 Ct (Moyer) – swale grading and auger holes, originally scheduled for January, currently on hold.
- SW 110 Street and 69 Avenue (Mansfield) – Onsite meeting with resident to discuss recent swale changes and project; construction to begin with the next week.
- Deerman/Lamya Drainage Project between 98 & 96 (69 Avenue) – under design.

#### Streetscape Projects

- Decorative street sign installation commenced on October 2019 and completion is scheduled for 2022. The project is 78% complete.
- Village Monument Signs – Demolition complete. All signs are constructed. Sample location installed at Red Road & Kendall Drive. Stone is ordered and will be installed in the next 2 weeks.

#### Grants

- FDOT County Incentive Grant Program (CIGP) application was submitted December 6.
- Vulnerability Assessment - grant submitted on 9/1/2021- update underway per FDEP due 2-28-22
- Neat Street Tree Grant (2022) – tree grant application submitted
- TA Grant for Kendall Drive SUP submitted February 2022.
- TA Grant for SW 77 Avenue Improvements submitted February 2022.



**Traffic Studies and Signals Updates:**

- Transportation Master Plan – Council approved the 2020 prioritization list. Public Works is implementing the Council approved prioritization list.
- SW 77 Avenue and SW 117 Street – Traffic Study
- Wayside Market – County has allowed use of pre-pandemic ped counts – design is underway.
- Red Road Linear Park – Safety study received. Meeting with Rob Mattes and Robert Ruano on 1/27/22 to discuss grant application priorities.

**Traffic Calming**

- Traffic Circle: SW 128 Street and 82 Avenue, per TMP; preliminary schematic returned 1 in favor, 1 against, pending Council policy.
- Radar speed limit sign: installation on Kendall Drive between US 1 and 67 Ave.– Materials were received in February, installation scheduled for March.
- Signs and pavement marking installation (Pella): SW 135 Street and SW 85 Court is complete.
- US 1 and SW 100 Street – FDOT reviewing solutions to cross NB Palmetto Entrance ramp
- MDC is reviewing the feasibility of a traffic circle at Red and Kendall

**Sidewalk/ Bikeways**

- SW 136<sup>th</sup> St SUP Project (County) – under construction.
- SW 136<sup>th</sup> St Bridge Replacement Project (County) – construction delayed for 8-12 months (from 9/2021) due to FPL conflict/relocation.
- SW 67 Ave SUP: from Howard Dr. to Kendall – budget estimate provided to VM
- Kendall Dr SUP: from Ludlam to Red Road – KimleyHorn (KH) chosen as design consultant, fee proposal approved by Council, contract signed, field review with design team held 2-17-22.
- SW 77 Avenue sidewalk: from 107 St to 104 St, per TMP – project is in the design phase. Grant was submitted for this project.
- SW 104 Street from 73 Ct to US 1 sidewalk installation – construction to begin 2-28-22.
- SW 100 St from 72 Ave to 73 Ct. sidewalk installation – project is in the design phase; scheduled to commence in March.

**Utilities, Plan Reviews, Inspections – for the month of February**

- Permits Reviewed
  - Building (BL) – 69
  - Public Works (PW) – 20
  - Tree Permits (PZ) – 22
  - PW Final Inspection - 29

### **Development Projects**

- Regions Bank – all utility work in the ROW complete – restoration of SW 124<sup>th</sup> St complete except for pavement markings – no work has been accepted by PWD.
- Gulliver – all utility work in the ROW is complete - ROW restoration on Kendall is complete.
- TBAM - all utility work in the ROW complete except for Fire Hydrant relocations. Several issues with the proposed restoration of Kendall Drive and SW 60<sup>th</sup> Ave. On SW 60<sup>th</sup> Ave the contractor neglected to install a planned retaining wall – no work has been accepted by PWD. On Kendall the design is incompatible with existing conditions. Working with TBAM to include SUP in ultimate design.
- Watermain Project – please see attached report.
- Active FPL UG permits: 7

### **Maintenance Activities:**

- Tree Crew
  - Tree canopy trimming Village wide is in progress.
  - Collect and dispose of palm fronds village wide. (on-going weekly)
- Pothole / Shoulder Repair – 3
- Sign Repair - 28
- Stormwater Drains Inspected - 75
- Shopping Carts Removed – 2
- Graffiti Removal – 2
- Sidewalk Installed – sq ft

### **Additional Tasks**

- Coordinate with utility companies on behalf of residents for restoration.
- Repair and paint the wall near the thermostat in Chief's conference room.
- Perform onsite inspections to confirm lateral availability for residents with a WM
- Assist PD with the installation of a gate at ramp.
- Trim low hanging branches for water main project to avoid damage from excavation equipment
- Installation of "no parking" signs on SW 92 Street and SW 69 Court
- Repair door near elevator on 2<sup>nd</sup> floor at Municipal Center.
- Replace light bulbs (10) and ballast (4) throughout PD.
- Relocate boxes from Building Department to storage area.
- Repair PW tools: pressure washer and saw.
- Resume painting and re-polishing floors at PD.
- Provide demonstration of electric leaf blowers and other battery-powered equipment
- Create a safe area around pole and coordinate with FDOT for removal near Kendall Toyota.
- Installation of name plaques throughout PD.
- Installation of "Pinecrest Police Committed to Excellence" sign
- Unloaded delivery truck of new flooring for the Comm. Center gym: Approx. 30 rolls
- Pressure washing at several locations. Approx. 3,000 LF
- Notified FDOT of missing light poles on US 1 for their immediate replacement
- Pressure washed entrance to Village Hall.



*Installation of fallen stop sign and pole*



*Demonstration of electric leaf blowers*



*Installation of fallen stop sign*



*Create a safe area around pole and coordinate with FDOT for removal*



*Installation of name plaques throughout PD*



*Installation of letters above in PD.*



*Assist Parks in the removal of flooring at Community Center*



*Pressure washing at several locations*







Jason Cohen  
Chief of Police  
police@pinecrest-fl.gov

MEMORANDUM  
Department of Police

DATE: February 7, 2022  
TO: Yocelyn Galiano, ICMA-CM Village Manager  
FROM: Jason Cohen, Chief of Police  
RE: **Police Department January 2022 Monthly Report**

---

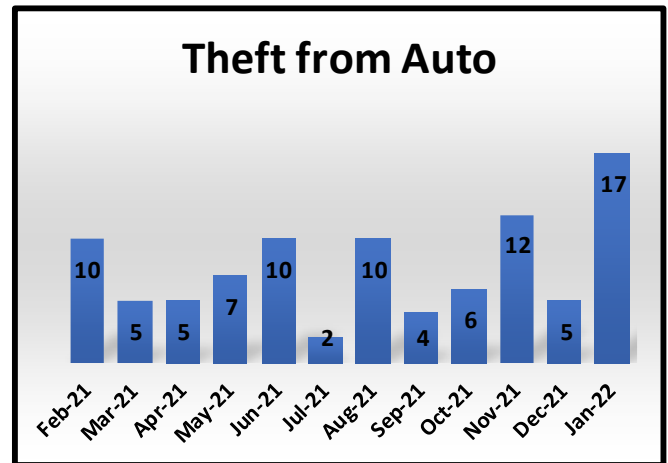
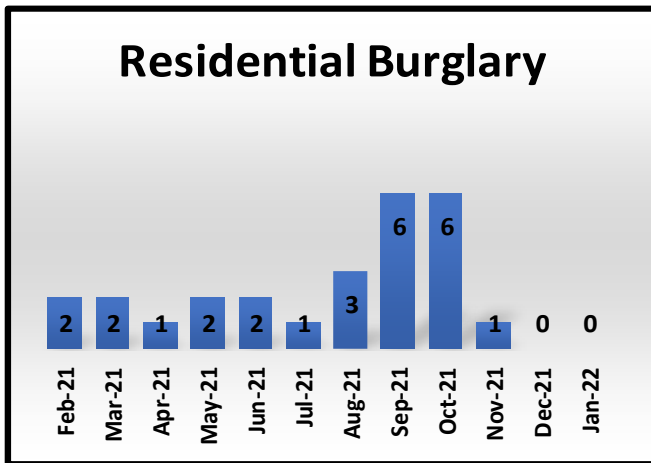
	Jan 2021	Jan 2022
BAKER ACT-MENTAL	1	3
DECEASED PERSON	1	2
DISTURBANCE	88	63
DOMESTIC VIOLENCE	3	2
FALSE ALARMS	92	88
FRAUD/ECONOMIC CRIMES	10	5
FIELD INTERVIEWS	2	1
FOUND PROPERTY	1	0
MISSING PERSONS	0	1
NARCOTIC VIOLATIONS	2	0
INDECENT EXPOSURES	0	0
LEWD & LASCIVIOUS ACT	0	0
SIMPLE ASSAULT	3	4
SUSPICIOUS PERSON-VEHICLE	8	3
THEFT	20	22
THEFT FROM MOTOR VEHICLE	3	17
VANDALISM	0	4
VEHICLE RECOVERY	1	0
WARRANT ARRESTS	0	3
WEAPONS VIOLATION	0	0



### UCR CRIME FOR PINECREST (Rolling 12 Months)

Types of Crimes	Feb 2021	Mar 2021	April 2021	May 2021	June 2021	July 2021	Aug 2021	Sept 2021	Oct 2021	Nov 2021	Dec 2021	Jan 2022
Homicide	0	0	0	0	0	0	0	0	0	0	0	0
Forcible Rape	0	0	1	0	0	0	0	1	0	0	0	0
Robbery	0	1	0	1	0	0	0	0	1	1	0	0
Aggravated Assault	1	0	1	0	1	3	1	0	1	1	1	0
Burglary	2	3	2	3	2	1	3	6	6	3	0	0
Larceny	26	19	15	23	18	16	22	21	28	26	32	39
Arson	0	0	0	0	0	0	0	0	0	0	0	0
Auto Theft	1	0	4	2	4	1	2	4	5	5	2	4
<b>Total Part 1</b>	<b>30</b>	<b>23</b>	<b>23</b>	<b>29</b>	<b>25</b>	<b>21</b>	<b>28</b>	<b>32</b>	<b>41</b>	<b>36</b>	<b>35</b>	<b>43</b>

**NOTE:** Totals are subject to revision as the result of follow up investigation or reclassification by the detective bureau, and therefore may not accurately reflect the final official figures subsequently submitted to FDLE.



## DETECTIVE BUREAU

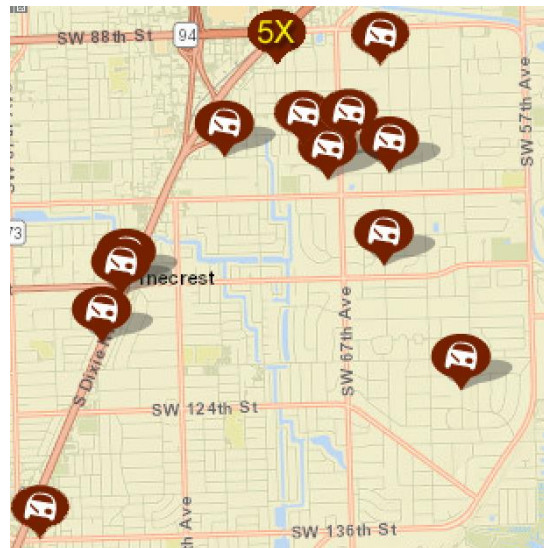
The Criminal Investigation Section received a total of 51 cases for the month of January 2022. All were assigned to a member of the Investigations Section for follow-up.

Twenty-nine cases were reclassified as inactive due to insufficient investigative leads, or no further police action required. One case was exceptionally cleared and four were cleared by arrest.

### Residential Burglaries



### Theft from Motor Vehicle



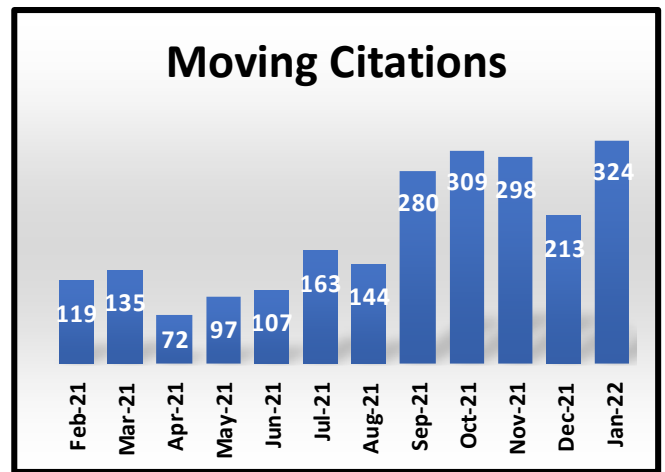
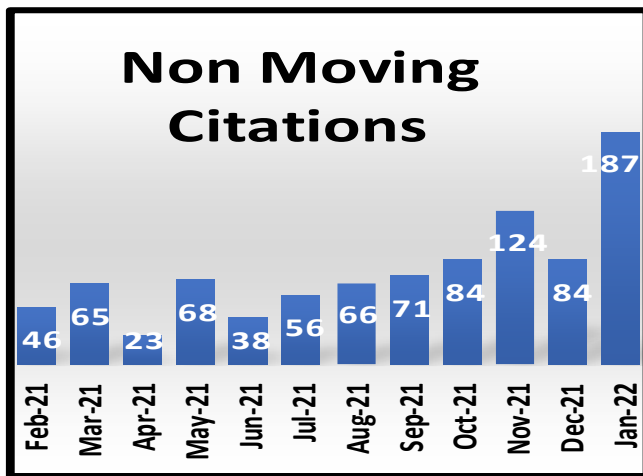
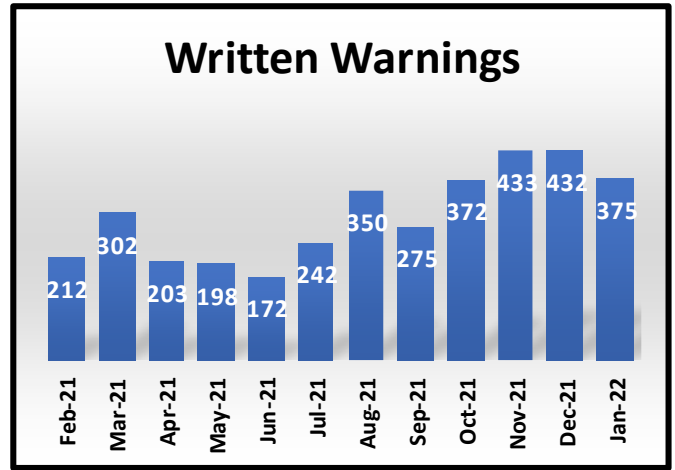
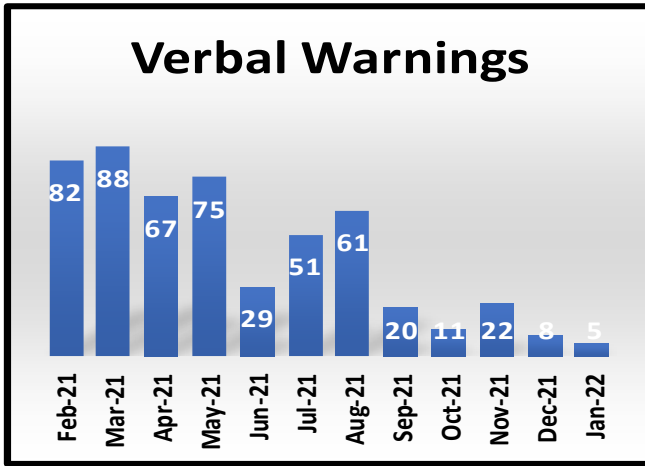
## CRIME PREVENTION

There were 325 Crime Prevention tips handed out in the month of January 2022.

## VICTIM SERVICES

During the month January 2022, the Victim Services Coordinator contacted 22 victims. All victims were provided with intervention services and support at some level.

## TRAFFIC ENFORCEMENT



## TRAFFIC CRASHES

	Feb 2021	Mar 2021	April 2021	May 2021	June 2021	July 2021	Aug 2021	Sept 2021	Oct 2021	Nov 2021	Dec 2021	Jan 2022	Totals
Crashes Interior	35	23	32	34	38	25	21	35	45	48	51	41	428
Crashes -US 1	19	40	23	31	33	23	45	20	34	24	38	22	352

## VEHICLE PATROL MILEAGE

November 2021	December 2021	January 2022
19,830	18,870	17,789

## **TRAINING**

<b>November 2021</b>	<b>December 2021</b>	<b>January 2022</b>
536	148	97

The department attended a total of 97 hours of training in the month of January 2022. Sergeant Mangual and Officer Munoz attended a Taser re-certification training at the Titusville Police Department. Officers Vega and J. Garcia attended a Tactical Handgun training at the Miami Police Department. Sergeant Ulloa attended Safe Routes to School 101 training online.

## **MEETINGS WITH OTHER AGENCIES AND CITIZEN GROUPS**

Jan 2 – Chief Cohen attended the Miami Dade County Association of Chiefs of Police meeting on line.

Jan 5 – VSC Vivancos attended a Communications meeting via Zoom.

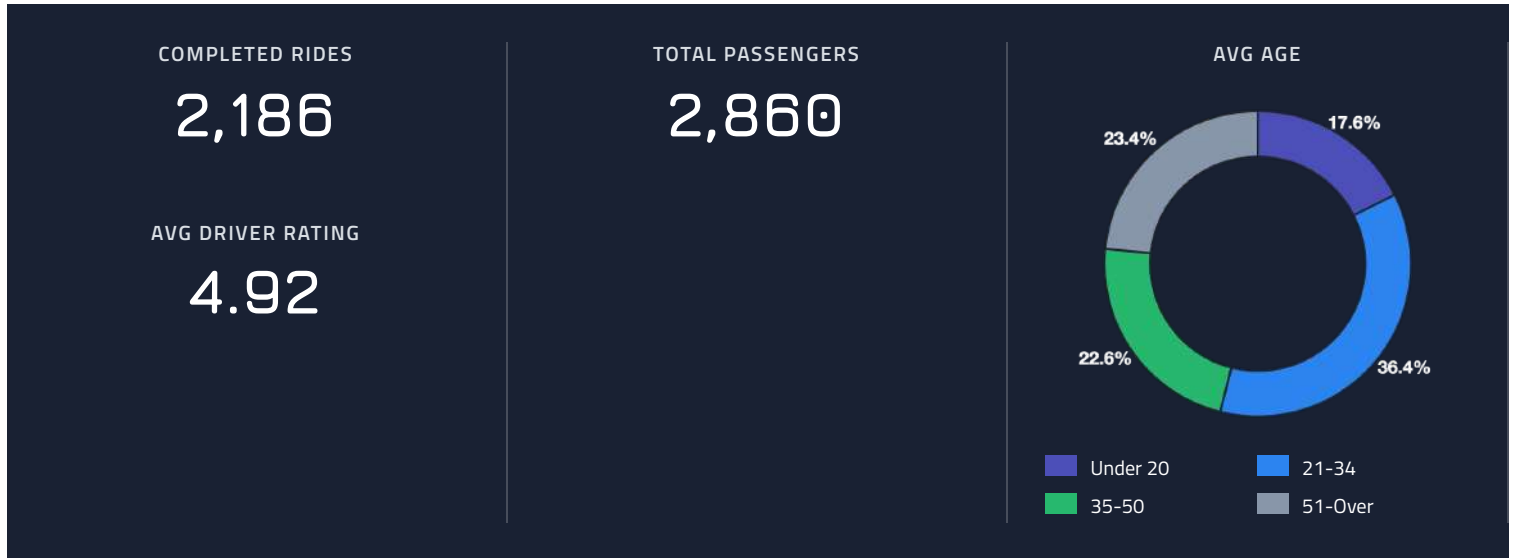
Jan 20 – VSC Vivancos attended a CIT Steering Committee meeting via Zoom.

Jan 31 – Captain Osores attended a web demo on product overview for 360Labs.

Jan 31 – Chief Cohen attended a Regional PSAP meeting – Miami Dade County online.



### Zone Summary



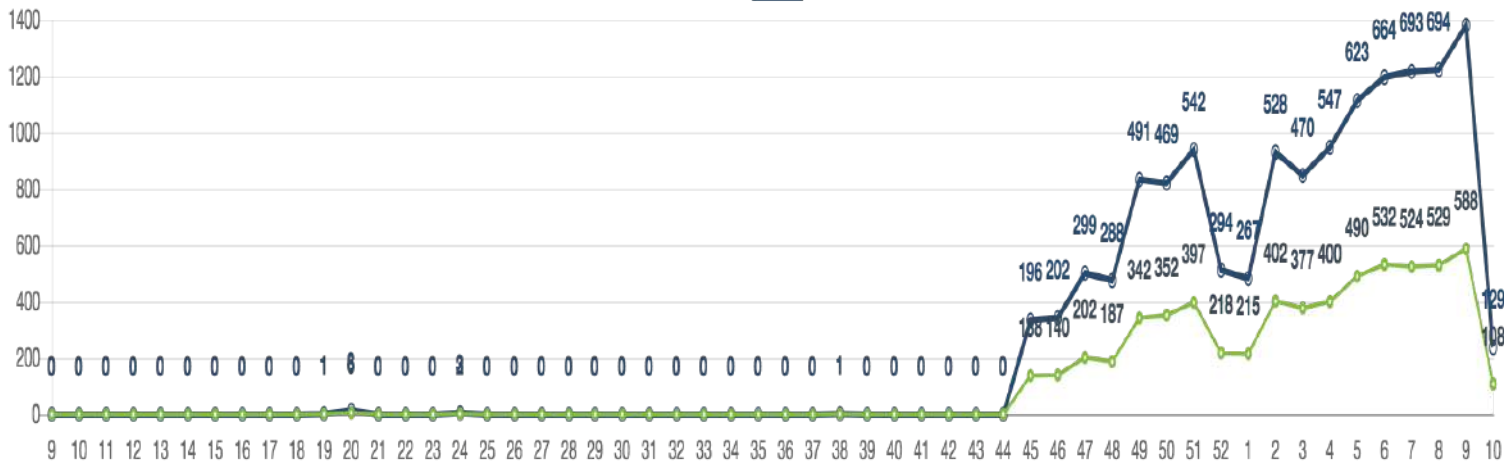
AVERAGE TIME	Ride request to selected <b>0.14m</b>	Ride request to pickup <b>16.68m</b>			
RIDES BY WAITING TIMES	0-10 Min <b>855</b>	10-15 Min <b>407</b>	15-20 Min <b>287</b>	20-30 Min <b>326</b>	30+ Min <b>311</b>
APP RIDES	FLAG DOWN RIDES	MEN DRIVEN	FEMALE DRIVEN		
<b>2,023</b>	<b>163</b>	<b>579</b>	<b>2,281</b>		

PASSENGERS AND RIDES BY MONTH (YTD)



PASSENGERS AND RIDES BY WEEK (YTD)

Completed Rides Total Passengers



## CITT Report

TOTAL BOARDINGS

2,860

AVERAGE WEEKDAY BOARDINGS

129.8

AVERAGE MILES PER DAY WEEKDAY

305.58

AVERAGE WEEKEND BOARDINGS

66

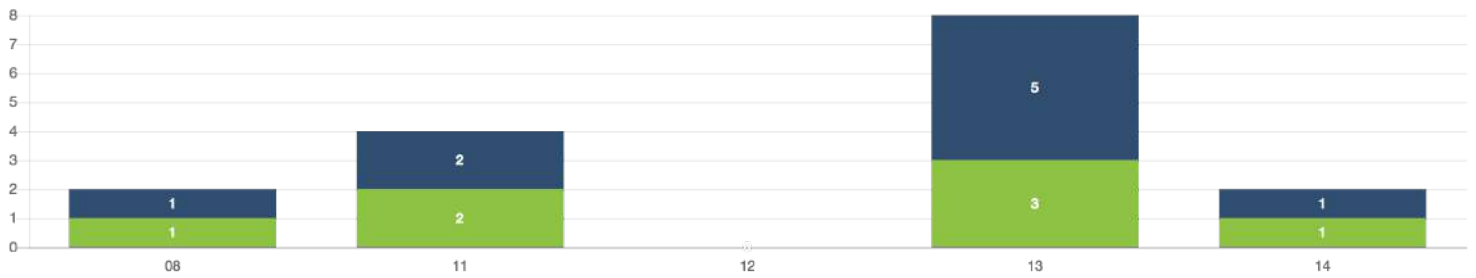
AVERAGE MILES PER DAY WEEKEND

75.34

PASSENGERS AND RIDES - FEBRUARY



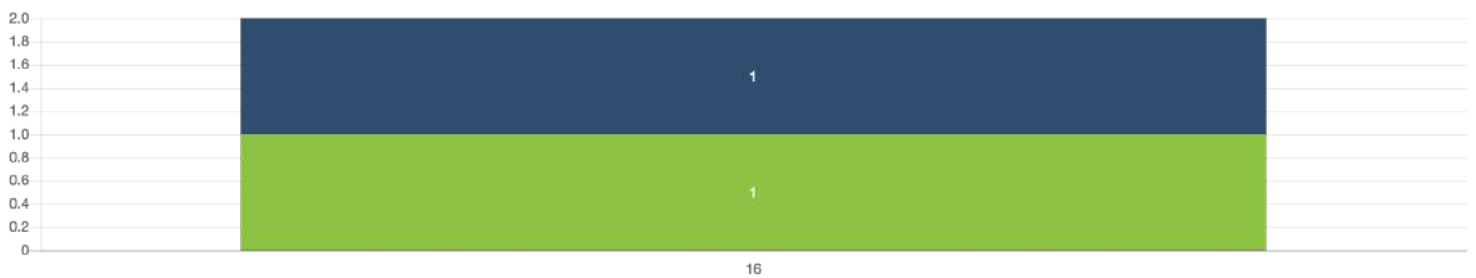
PASSENGERS AND RIDES - MAY



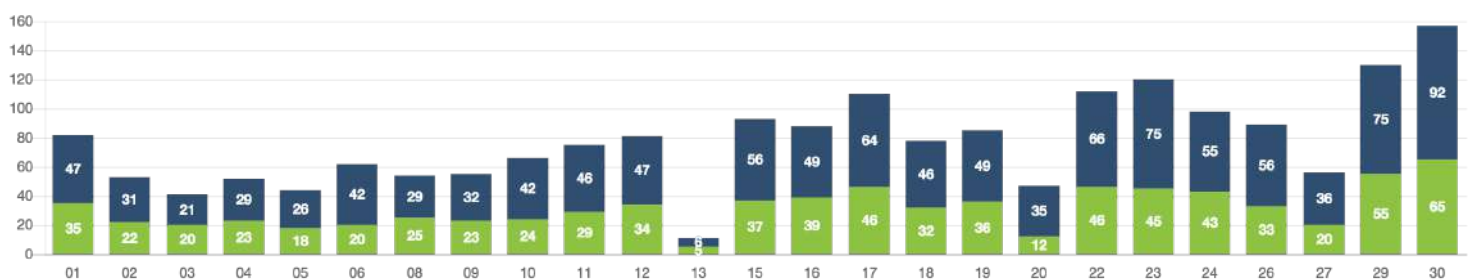
PASSENGERS AND RIDES - JUNE



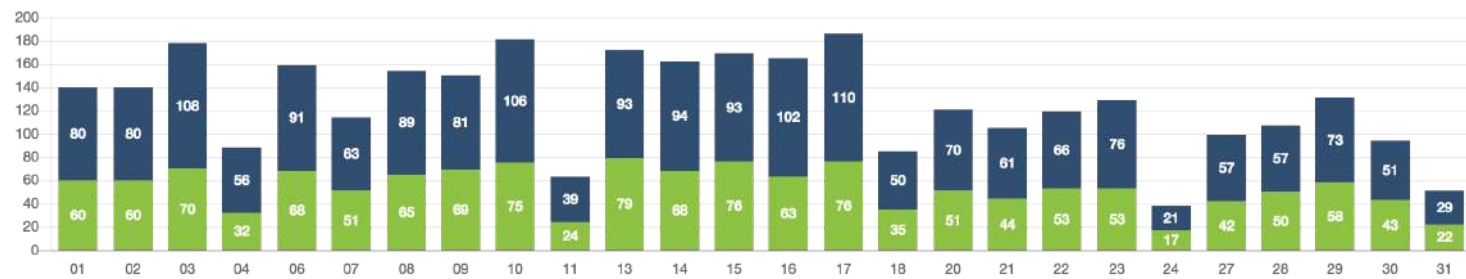
PASSENGERS AND RIDES - SEPTEMBER



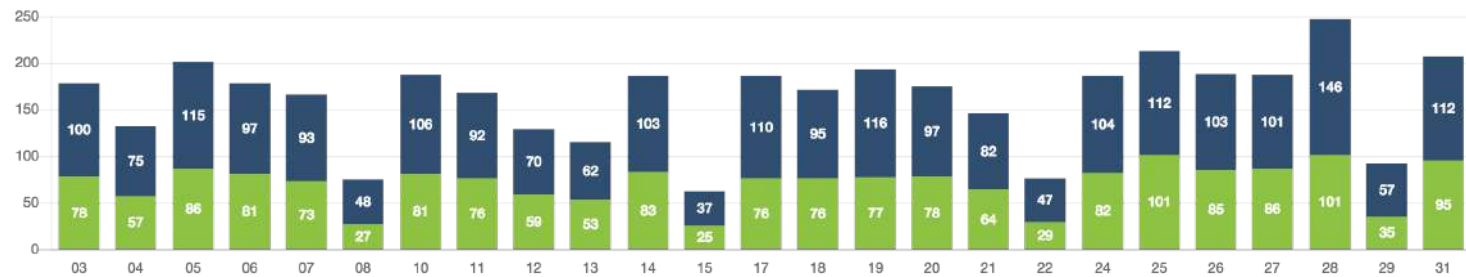
PASSENGERS AND RIDES - NOVEMBER



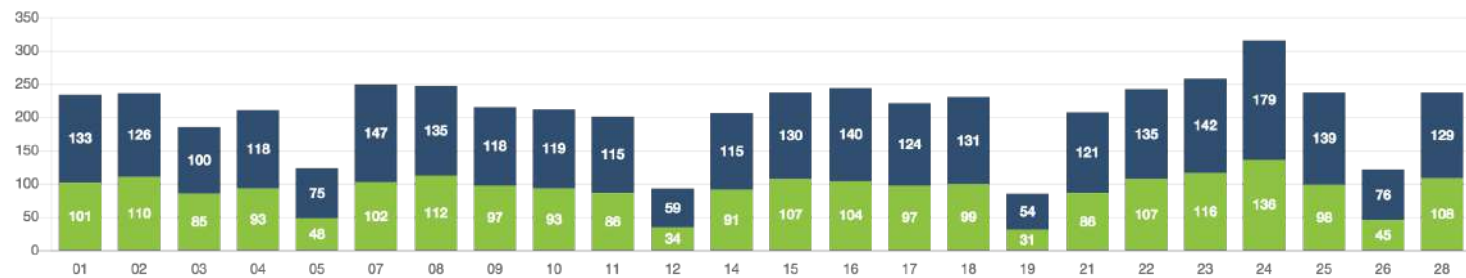
PASSENGERS AND RIDES - DECEMBER



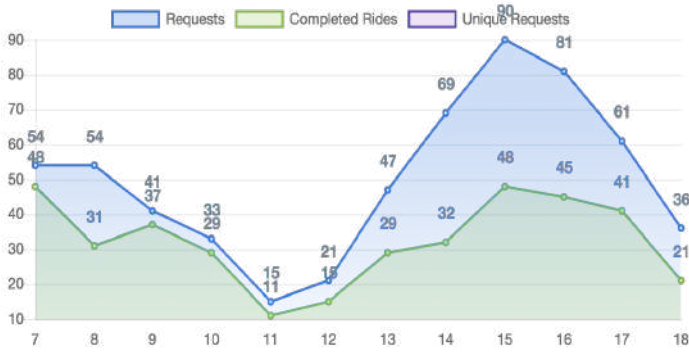
PASSENGERS AND RIDES - JANUARY



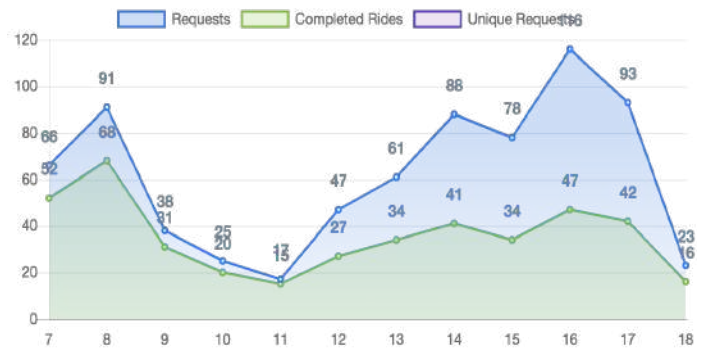
PASSENGERS AND RIDES - FEBRUARY



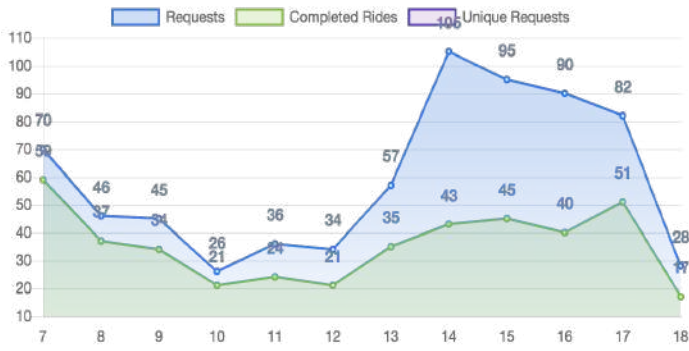
RIDE REQUEST MONDAY



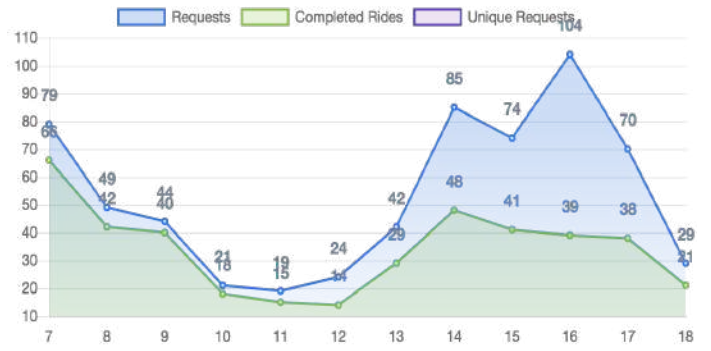
RIDE REQUEST TUESDAY



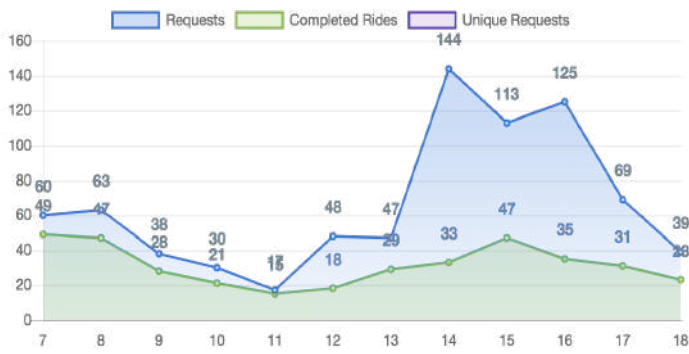
RIDE REQUEST WEDNESDAY



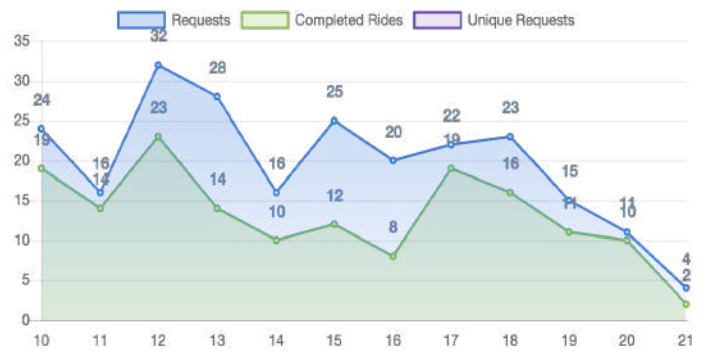
RIDE REQUEST THURSDAY



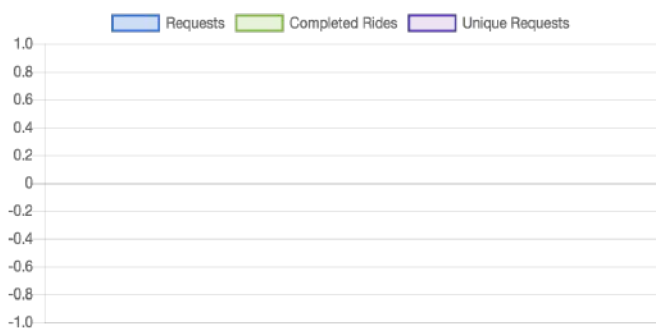
RIDE REQUEST FRIDAY



RIDE REQUEST SATURDAY



RIDE REQUEST SUNDAY



TOTAL PASSENGERS MONDAY



TOTAL PASSENGERS TUESDAY



TOTAL PASSENGERS WEDNESDAY



TOTAL PASSENGERS THURSDAY



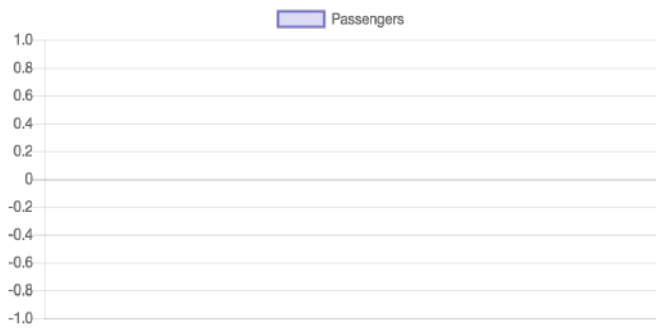
TOTAL PASSENGERS FRIDAY



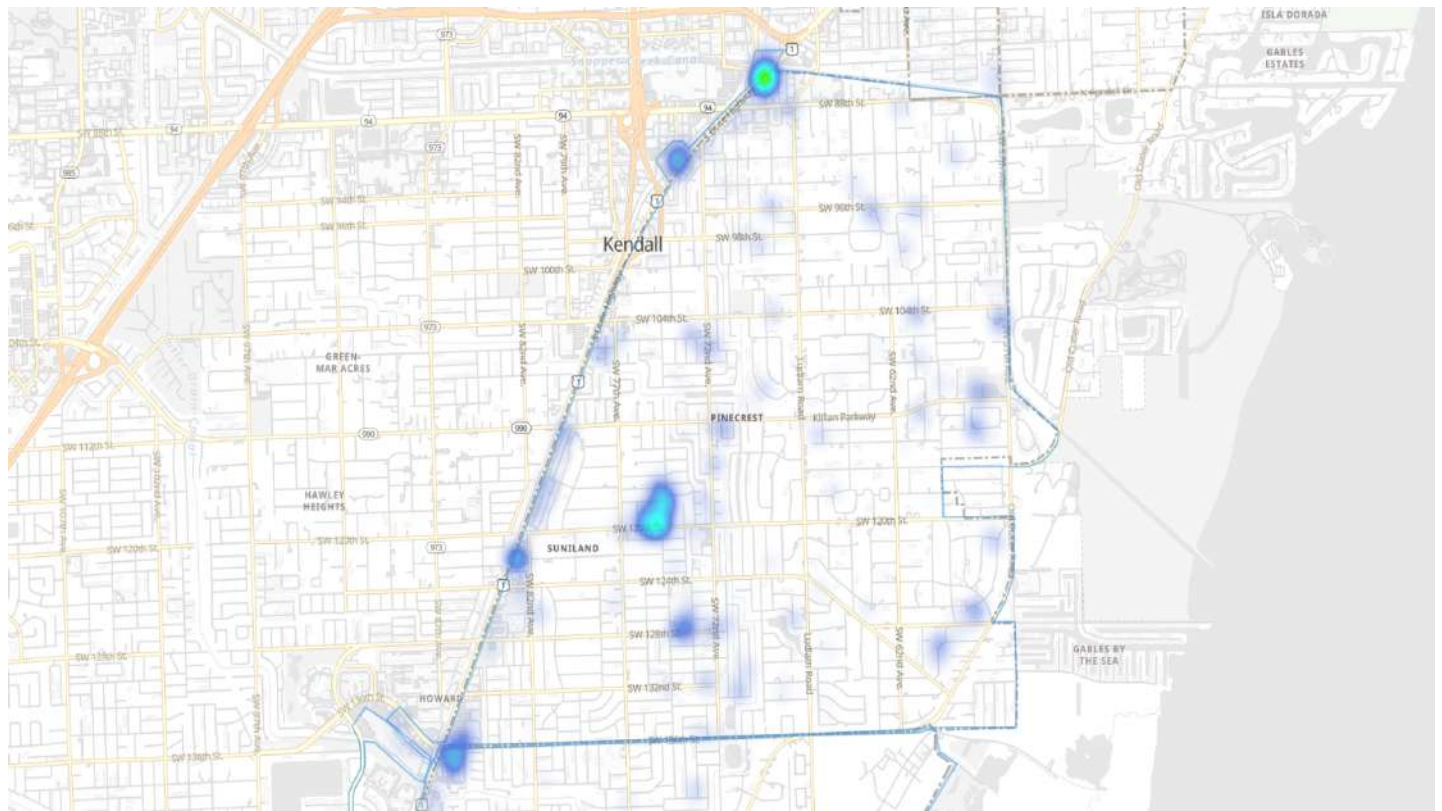
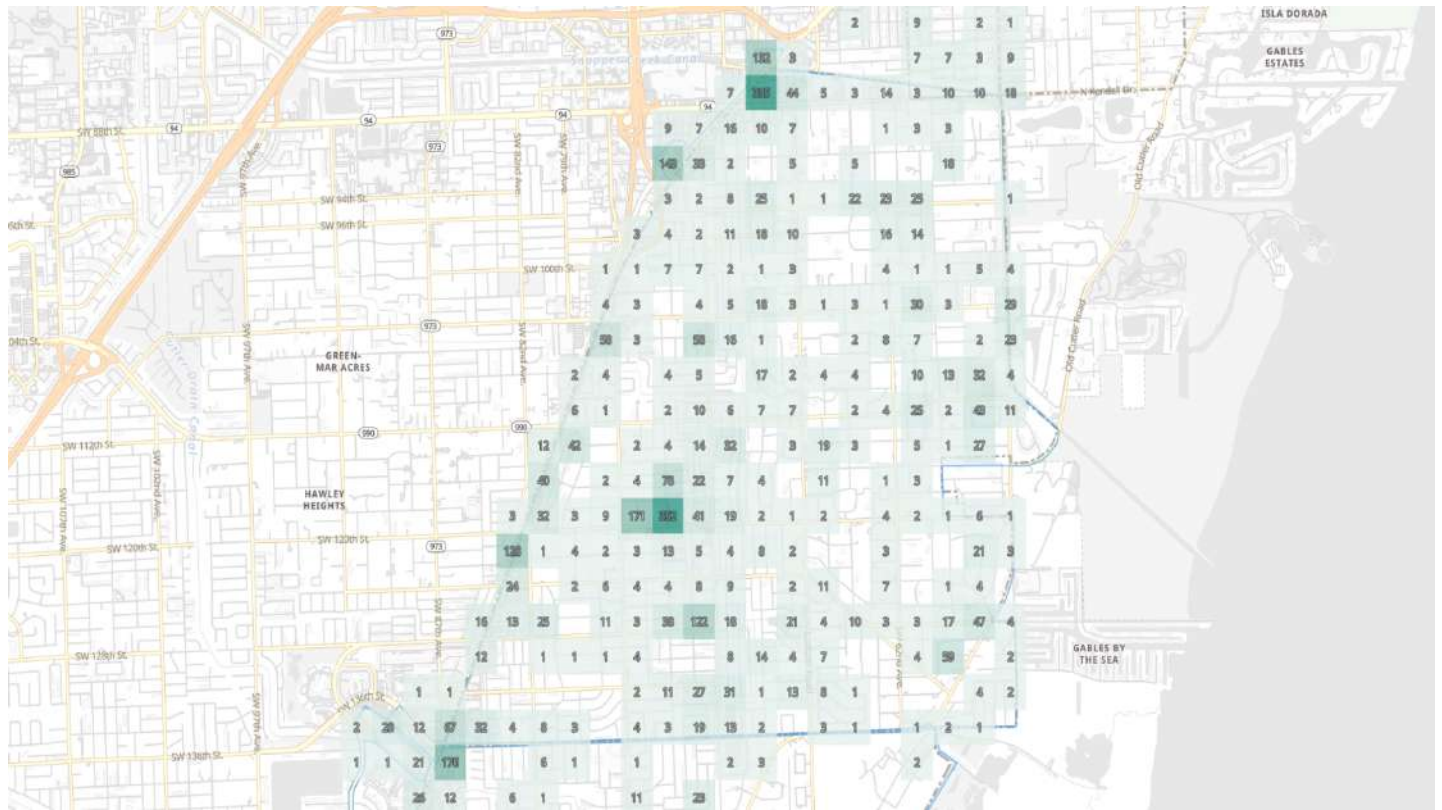
TOTAL PASSENGERS SATURDAY



TOTAL PASSENGERS SUNDAY



RIDES REQUEST PICKUP



RIDES REQUEST DROPOFF

