

Item No.	Action Initiation Date	Councilmember or Staff Member	Topic of Follow-up	Department Assigned
I	1/9/2018	Village Council	SW 136 Street Bike Lane and Bridge Project	Public Works Department
Status	<p>May 2022: The Public Works Director communicated with the representative of Palmetto Bay Public Works about the landscaping of the median on 136 Street near US 1. The County has been advised about concerns regarding the landscaping that was installed which is not what was specified in the original project. The County’s Project Manager advised the contractor has been notified the landscaping was not what was approved and specified.</p> <p>March 2022: According to email communications with the County, nothing new to report with regard to the Bridge Project.</p> <p>February 2022: 136 ST Bike Lane is 80% complete. They are working on area around Home Depot/US1. Bridge Project is on hold until FPL issue is resolved.</p> <p>September 20, 2021: County advised the project plans are at 90%, and County is working out utility relocations and finalizing right of way issues.</p> <p>September 15, 2021: Village was notified that the bridge project would be delayed for 8 to 12 months from September 15, 2021, due to a conflict with the utility company.</p> <p>July 12, 2021: Shared use path project has commenced.</p> <p>March 4, 2021: The Village received notification from Miami-Dade County that the start date for construction of the shared used path was July 12, 2021. The County anticipates the project will last 300 days – with substantial completion in 240 days.</p> <p>February 3, 2021: The Village Manager requested an update regarding this project from the Office of the County Manager. The Village has been advised that the project is expected to commence in 4-6 weeks.</p> <p>June 23, 2020: Public Works Director attended a virtual meeting regarding the bridge replacement. County advised the construction plans for the bridge would be completed in July. Construction is scheduled to commence in the Summer of 2021 and be completed by Spring 2022 (8 months).</p> <p>May 2020: County notified that construction plans were developed to extend sidewalk from 82 Avenue west to the driveway for the Home Depot property.</p> <p>February 2020: New revised construction plans we completed. Project has been put out to bid.</p> <p>January 28, 2020: The County Public Works Department hosted a public meeting at Palmetto Bay Village Hall to allow resident review of the final construction plans at 7:00 p.m. Project Consultant advised the Public Works Director that a change order to include the extended sidewalk from 82 Ct to the Home Depot property would be added after construction plans are bid.</p> <p>December 30, 2019: Village Manager asked the Public Works Director to follow up with the Village of Palmetto Bay to obtain the cost breakdown for their expenditures related to the two roundabouts and bridge.</p> <p>December 12, 2019: Village Manager requested that the Public Works Director contact the Village of Palmetto Bay Public Works Director to request a cost breakdown for all the funds expended by Palmetto Bay for projects on SW 136 Street (Roundabouts and bridge).</p> <p>December 11, 2019: The County Public Works Department hosted a public meeting to allow resident review of the final construction plans at Suniland Park at 5:30 p.m.</p> <p>November 7, 2019: Mayor Corradino and Village Manager, Mayor Cunningham from Palmetto Bay met with representatives from the County to review the project.</p> <p>October 23, 2019: Public Works Director Spanioli met with County representatives to discuss the issue with tree removal along the Pinecrest side of the ROW. It was agreed that the trees will not be disturbed.</p> <p>September 23 and 25, 2019: Public Works Director Spanioli met with representatives from Miami-Dade County and Palmetto Bay to discuss plans</p>			

	<p>for the shared-use bike lane on SW 136 Street. Discussed centered around a revised approach that would involve construction of a shared use path along the entire length of 136 Street on the south side (Palmetto Bay) and nothing on the Pinecrest side. Miami-Dade County has also indicated that two roundabouts will be installed at the intersections of 67 Avenue and Old Cutler Road.</p> <p>June 6, 2019: The Village Manager met with representatives from Miami-Dade County to review the details of the SW 136 Street Project and in particular the bridge replacement. Based on discussions, with Palmetto Bay representatives and the County, project engineers will add lighting elements to the structure with smart technology.</p> <p>October 2018: A Joint Participation Agreement between the Village of Palmetto Bay and Miami-Dade County should be approved by the Board of County Commissioners. Once the agreement with Palmetto Bay is fully executed, design will commence for the project.</p> <p>January 9, 2018: The Village Council authorized the Mayor to enter into a Joint Participation Agreement with Miami-Dade County for the construction of bicycle facilities on SW 136 Street.</p> <p>January 24, 2017: Miami-Dade County held a public meeting about the proposed project at Howard Elementary School. The Village delivered door hangers to the residents that are directly adjacent to the proposed bike lane along SW 136th Street.</p> <p>December 2016: The Village sent out a letter to all affected residents about the proposed SW 136 Street Bike Lane Project being spear headed by Miami-Dade County with collaboration from both Pinecrest and Palmetto Bay. The proposed project would add dedicated bike lanes on each side of SW 136 Street adjacent to the travel lanes from approximately SW 83 Avenue to Old Cutler Road. This would widen the roadway by 4' on each side. From SW 83 Avenue to US-1, the County is proposing sharrows due to R/W constraints. This bike path would connect the bikeway along the bus way with the newly reconstructed Old Cutler bike trail. The total estimated project cost is \$2.4 million. Pinecrest received a grant from FDOT for \$1 million for comprehensive bicycle within the Village that is being matched with Village funds. Currently, Miami-Dade County has Road Impact Fee funds that are allocated for the resurfacing of SW 136 Street and our funds would be used for the bicycle lane widening on the Pinecrest side of the R/W. Palmetto Bay would have to make a contribution for their side of the R/W.</p> <p>November 4, 2016: Public Works Director met with Miami-Dade County representatives to discuss the possibility of repurposing MPO funding for bike lanes within the Village (originally intended for the SW 104 Street Project and other roadways) toward the proposed SW 136 Street Bike Lane Project.</p>			
2	2/12/2019	Village Council	Pinecrest Gardens ADA Compliant Playground Restroom	Office of the Village Manager
Status	<p>June 2022: Expected construction substantial completion of the Inspiration Center.</p> <p>April 30, 2022: Construction has been completed for the playground, restrooms, sensory garden and picnic areas. 99% of the petting zoo is also completed.</p> <p>February 2022: Curbs are complete and pathways have begun. All playground equipment has been installed. All underground work, including grease traps is complete. Animal pods and barn roof shingles are in –process.</p> <p>January 2022: Window installation has begun in the restrooms and barn. Inspiration Center roof trusses have been installed and roof expected to be completed in the next 2 weeks</p> <p>November 5, 2021: The majority of the landscaping for the project has been installed. The light poles are currently being installed.</p> <p>October 2021: Contractor is completing exterior walls for the Inspiration Center. All the drainage and septic systems for the Upper Garden Project will be installed by mid-October. Restroom and barn facility are mostly completed, awaiting delivery of windows and doors.</p> <p>September 2021: Construction is ongoing. The Playground structure, restrooms, animal enclosures and pods have been built. Finishes are in</p>			

process for those facilities. The Inspiration Center footers have been poured.

April 12, 2021: Playground structure has been received and installation commenced.

April 6, 2021: The majority of the trees have been relocated. Awaiting grading to be completed to finish relocation of two specimen oaks. Septic systems are still under County review. Underground plumbing and electrical are being installed.

March 30, 2021: Playground structure has been completed and in shipping process.

March 1, 2021: Foundation work has commenced. Weekly progress meetings will take place as construction continues.

February 26, 2021: Demolition of the upper garden was completed.

February 16, 2021: Miami-Dade County is in the process of reviewing the Master Permit for construction of the septic systems that will service the animal enclosure, restrooms and Inspiration Center.

February 2, 2021: Demolition of the upper garden is approximately 90% complete.

January 28, 2021: The Village Manager, Assistant Manager and Pinecrest Gardens senior staff, met with representatives from Lunacon (contractor) and design team representatives for a kick-off meeting.

January 27, 2021: Contract for construction was awarded by the Village Council at a special meeting.

January 11, 2021: Demolition of the existing playground and restroom facility commenced. Demolition is expected to take approximately 2 weeks to complete.

January 7, 2021: Bid responses were received. A total of four proposals were received.

December 28, 2020: Landscape relocation and removal commenced.

December 2020: Construction bid was advertised. Pre-bid conference was held on December 7, 2020 and a total of 11 companies attended the meeting.

December 1, 2020: Demolition plans have been approved and permitted. Demolition is expected to take place beginning Mid-December. Construction plans for project have been submitted to the Village's Building and Planning Department for permit review.

October 14, 2020: Council approved the purchase of the playground equipment for the Upper Garden Project.

September 22, 2020: Council discussed funding for the project during budget hearing.

September 8, 2020: Council discussed funding for the construction of the project during budget hearing.

September 1, 2020: Received final construction drawings for the building structures. Building plans are undergoing review by the Building and Planning Department.

July 2, 2020: Village Manager, Public Works Director, Assistant Village Manager, Pinecrest Gardens Director and Assistant Building Official met with landscape architect to review 50% completed construction plans and provide input.

April 30, 2020: Village Manager authorized borings and survey work necessary for the development of the construction plans.

March 10, 2020: The Village Manager and Assistant Village Manager had a phone conference with Douglas Thompson, Project consultant and provided input on the petting zoo buildings based on the discussions the Council had during its workshop.

March 6, 2020: The Village Council discussed the project during the Strategic Planning Workshop and agreed on preliminary concepts for the improvements. Construction documents phase implementation will commence.

February 11, 2020: The Village Council will consider the financing plan and discuss how to proceed with the project.

January 2020: Village Manager presented the Village Council with a Project Financing Plan during Strategic Plan workshop.

November 27, 2019: Village Manager, Assistant Village Manager and Pinecrest Gardens Director met with the consultant to provide direction with regard to the development of bid-ready, construction plans for the phased implementation of the improvements with a priority given to the playground and restroom construction.

	<p>November 12, 2019: Master Plan was presented to the Village Council.</p> <p>October 31, 2019: Master Plan will be finalized and readied for presentation to the Village Council.</p> <p>October 22, 2019: Consultant team will meet with Village Manager, Assistant Village Manager and Pinecrest Gardens Director regarding ongoing development of the Master Plan.</p> <p>October 8, 2019: Consultant team met with Village Manager, Assistant Village Manager, Pinecrest Gardens Director and Environmental Education Coordinator to review the preliminary site layout and Master Plan concepts.</p> <p>September 18 and 19, 2019: Consultant team met with Village staff to review programming needs for the space and to brainstorm about concepts and vision for the Master Plan that will inform the construction documents.</p> <p>September 11, 2019: Consultant did an onsite evaluation of the facility.</p> <p>August 30, 2019: The Village Manager held the contract signing meeting and preliminary discussions on next steps for commencement of the project.</p> <p>August 24, 2019: The Village Manager received authorization to execute an agreement with Landscape DE for an amount not to exceed \$300,000 to complete the Master Plan (\$50,000) and construction documents (\$250,000) for the ADA improvements to the upper garden, including new petting zoo, new Inspiration Center, new playground and new restrooms. Funding for this project has been spread over two years. The Village has also received \$250,000 from the State and has committed a \$200,000 Match for the construction of some of the improvements.</p> <p>June 2019: The Village Manager received authorization to negotiate a price with the top ranked architectural firm – Landscape DE.</p> <p>March 18, 2019: The Village received 5 responses to the Request for Qualification. Staff committee is in the process of reviewing the submittals.</p> <p>February 20, 2019: A request for qualification for architects was issued for the design of the Upper Garden Playground and Petting Zoo Area.</p> <p>February 12, 2019: The Village Council approved the issuance of a bond Resolution 2019-13 that will in part fund the improvements.</p>			
3	2/12/2019	Village Council	Village Entrance Monument Signs	Public Works Director
Status	<p>Substantial Completion</p> <p>June 15, 2022: Anticipate completion of the project.</p> <p>May 30, 2022: Awaiting delivery of sign letters that will be installed during the first two weeks of June.</p> <p>April 30, 2022: The project is nearing completion. Having issues with obtaining final approval for the lettering which has required multiple replacements. Once the final lettering is accepted by the Village, the project will take approximately two weeks to complete.</p> <p>February 2022: Sign on Kendall Drive and 57th Ave is almost complete. Once that is approved, the remaining signs will be installed.</p> <p>January 2022: Permits were issued and the foundation on five of the locations has been completed. Once decorative stones are delivered and installed, signs will be finalized. The sixth location (SW 67 Ave and Old Cutler Road) will be installed once County construction on that intersection is completed.</p> <p>October 11, 2021: Permits have been submitted and are under review.</p> <p>October 8, 2021: Notice to proceed was issued.</p> <p>September 21, 2021: Bid was awarded for construction of the project.</p> <p>June 30, 2021: Reissued the bid for the project.</p> <p>May 7, 2021: Issued a letter to contractor cancelling the contract for failure to perform.</p> <p>April 7, 2021: Meeting with architects and contractor to discuss the shop drawings from the sign company.</p> <p>February 26, 2021: Corrections were resubmitted to the Landscape Architect.</p>			

	<p>February 10, 2021: Contractor shop drawings were provided to the Landscape Architect that then provided comments.</p> <p>February 2, 2021: Project has stalled due to contractor not submitting the necessary shop drawings for the sign lettering for approval by the design architect. Village Manager has consulted with the Village Attorney and will likely terminate the existing contract, and put the project out to bid again. A two-week period has been approved to allow the contractor to correct this deficiency. Failure to do so, will result in a termination letter.</p> <p>January 8, 2021: Anticipate approval of the architect of the seal and letter mock up.</p> <p>December 2020: Anticipate receipt of the stone samples and lettering samples. If approved by the architect of record, construction will commence. Each sign will take approximately 2 weeks to complete. Expect completion of all 6 monument signs by March.</p> <p>October 2020: Project has been delayed due to issues with material stonework receipt and approval by the architect of record.</p> <p>September 15, 2020: Expect arrival of materials (stone).</p> <p>August 2020: Entered into an agreement with Kimley Horn for post-design services.</p> <p>June 2, 2020: Contract was executed. Notice to Proceed was issued. Materials were ordered.</p> <p>April 6, 2020: Background on contractor being conducted due to issues with bonding. Decision with regard to moving forward on the project will be made by mid-May.</p> <p>March 11, 2020: Issues with the company's bonding company have delayed the commencement of the project. This matter should be resolved by no later than end of March. Otherwise, the Village Manager will recommend terminating the contract and re-bidding the project.</p> <p>February 5, 2020: Notice of Award and contract execution.</p> <p>January 7, 2020: Expect contract award for build out of new monument signs.</p> <p>November 2019: Bid was let.</p> <p>November 8, 2019: Expect design plans to be completed.</p> <p>February 12, 2019: The Village Council approved the issuance of a bond Resolution 2019-13 that will in part fund the improvements.</p>			
4	2/12/2019	Village Council	Pour and Play Resurface at EGP Playground	Parks and Recreation Department
Status	<p>October 2022: Expect completion of the project.</p> <p>February 2022: Playground equipment will be delivered in 16-18 weeks and then work will commence. This project is estimated to be completed in 32 weeks.</p> <p>January 2022: Contract was approved by Village Council.</p> <p>October 11, 2021: Request for proposals will be advertised this week.</p> <p>August 2021: The Village did not receive grant funding through the FRDAP grant. Construction will proceed with bond funding.</p> <p>July 1, 2021: The Village is awaiting signature of the State budget by Governor DeSantis.</p> <p>March 2021: The Village scored 16th in the rankings for the FRDAP in the amount of \$200,000 prior to commencing construction. Typically, grant awards are submitted through the legislature and then require the Governor's signature in June.</p> <p>February 9, 2021: Bond to fund the balance of the project was issued.</p> <p>October 14, 2020: The Village applied for a \$200,000 grant from the Florida Recreation Development Assistance Program to fund the new playground improvements.</p> <p>March 2020: Project was put on hold until the Council reconsidered the increase in budget appropriation during the FY 2020-21 Budget process.</p> <p>February 3, 2020: Park and Recreation Director received a project estimate of \$360,000 to redo the entire playground.</p>			

	<p>November 26, 2019: Playground contractor advised the Parks and Recreation Director of concerns regarding difference in elevation between the playground and swing structures and issues of safety zone code compliance with regard to the shade structure poles. The Parks and Recreation Director instructed the playground vendor to look at the space and provide a cost estimate for the replacement of the entire playground structure.</p> <p>October 2019: Parks and Recreation Director will be issuing contracts to purchase and update the playground structure prior to completing the playground surface.</p> <p>July 2019: Parks and Recreation Director Mattes has recommended the Village consider improvements and upgrades to the playground structure at EGP prior to commencing with the improvements to the pour and play surface. FY 2020 budget has a recommended appropriation for the improvements to the playground structure.</p> <p>June 2019: Looking for additional quotes off co-operative procurement contracts in order to bring the cost in at the anticipated bond amount.</p> <p>April 2019: State contract will be identified for installation of the improvement by the Administrative Services Director.</p> <p>March 2019: Parks and Recreation Director has met with representatives from resurfacing company to obtain measurements.</p> <p>February 12, 2019: The Village Council approved the issuance of a bond Resolution 2019-13 that will in part fund playground resurfacing.</p>			
5	5/1/2021	Village Council	Gary Matzner Park	Office of the Village Manager and Parks and Recreation
Status	<p>June 2022: Anticipate award of the contract for development of the conceptual design of the park.</p> <p>April 2022: The Village will advertise request for qualifications for the development of a conceptual design for the park.</p> <p>February 8, 2022: Village Council approved the Parks and Recreation Master Plan.</p> <p>January 2022: Parks and Recreation Master Plan on Village Council agenda for consideration, but further information was requested.</p> <p>November 2021: Anticipate putting out a request for qualifications to pick a consultant to develop a conceptual design for the Gary Matzner Park.</p> <p>October 15, 2021: Commencement of final landscaping improvements to the site. The site will be used for potable water project staging.</p> <p>October 4, 2021: Director Mattes met with landscaping company to walk the property to review landscaping needs and receive a quote to provide safe open space and remove any dead trees and vines.</p> <p>September 1, 2021: Demolition of all the structures on the property have been completed. One electric service pole remains on the property.</p> <p>May 6, 2021: Asbestos inspection was conducted ahead of demolition.</p> <p>May 5, 2021: Contract for demolition has been awarded. Awaiting FPL disconnection of utilities and asbestos survey.</p> <p>April 28, 2021: The Village received proposals for demolition of the structures on the park property.</p>			
6	11/9/2021	Village Council	Kendall Drive Shared Use Path	Public Works Department
Status	<p>December 2022: Anticipate completion of the construction documents.</p> <p>Mid-June 2022: Affected resident meeting to review preliminary design will be held in mid-June.</p> <p>June 2, 2022: Public Works Director will be meeting with the design consultants.</p> <p>February 1, 2022: Agreement was executed and work has begun. Process, including public meetings, is expected to take approximately 12 months.</p> <p>January 2022: Attorneys on both sides are reviewing the agreement.</p> <p>December 6, 2021: The Village Attorney is currently reviewing the contract document.</p> <p>November 9, 2021: The Village Council authorized the Village Manager to enter into an agreement with Kimley Horn Associates, Inc. for the design of the Kendall Drive Shared Use Path.</p>			



Yocelyn Galiano, ICMA-CM
Village Manager
manager@pinecrest-fl.gov

MEMORANDUM
Office of the Village Manager

DATE: June 1, 2022
TO: The Honorable Mayor and Members of the Village Council
FROM: Yocelyn Galiano, ICMA-CM, Village Manager *Yocelyn Galiano*
RE: Employee Vaccine Incentive Program

It is the policy of the Village of Pinecrest to provide a safe work environment for our employees, visitors, and the public, especially during emergency situations like the Coronavirus (“COVID-19”) pandemic. To that end, the Village wants to incentivize vaccination for employees and, as such, provides Vaccination Incentive Pay to eligible employees whose duties and assignments were relied upon to maintain continuity of all critical operations. Vaccination Incentive Pay will be provided to eligible employees in accordance with the American Rescue Plan Act of 2021 (“ARPA”) which, among other things, appropriated federal monies for local governments to cover expenditures incurred due to the COVID-19 pandemic.

The purpose of this policy is to maintain a safer workplace by minimizing the community transmission of Coronavirus (“COVID-19”) amongst employees, visitors, and the population at large by compensating employees who voluntarily choose to be vaccinated.

The following table illustrates participation in the Voluntary Employee Vaccine Incentive Program:

FullyVax	Booster	# of EE's Participated	As of (Date)	% 185EEs	Running Total
56	87	143	4/18/2022	77%	\$186,000
59	87	146	4/22/2022	79%	\$190,000
61	88	149	5/3/2022	80.54%	\$193,000
59	90	149	5/31/2022	80.54%	\$199,000

As the table shows, since the initial roll-out of the program on March 14, 2022, five employees who were not originally vaccinated, opted to do so to take advantage of the incentive pay. In order to be eligible for this program, an employee must have been employed by the Village for a minimum of six months. Currently, there are a total of 24 employees who are not yet eligible to participate.

/yg





Yocelyn Galiano, ICMA-CM
Village Manager
manager@pinecrest-fl.gov

MEMORANDUM
Office of the Village Manager

DATE: June 1, 2022
TO: Yocelyn Galiano, ICMA-CM, Village Manager
FROM: Michelle Hammontree, CPC, Communications Manager
RE: Communications Division June 2022 Monthly Report

The division's overarching goal is to produce high-quality, engaging, and vibrant communication campaigns that position the Village as the official source of information for Pinecrest residents and visitors. The division is augmented by interdepartmental collaboration, consultants and software that streamlines work processes.

Active Communication Projects:

- US 1 Vision Plan
- Website - Redesign
- Bruce Munro exhibit
- Tropical Nights
- Potable Water Updates
- Village Council Updates
- FPL Updates
- PD – Safety tips/25th Anniversary
- FitCrest
- MDC Solid Waste
- Hurricane Safety/Prep

Each project/campaign requires interdepartmental collaboration, and a combination of all the following services: creative direction, communications plan, marketing strategy, photography, video, multi-media editing, graphic design, copy writing, copy editing, website update, organic social media, paid digital ads, email marketing, media outreach, signage, and metrics reporting.

Included in the following pages is a monthly report from Zencity, the Village's AI digital listening tool. Additionally included are e-newsletter statistics, social media analytics and a snapshot of the communications division's project schedule.



Overview Report 04.01.22-04.30.22

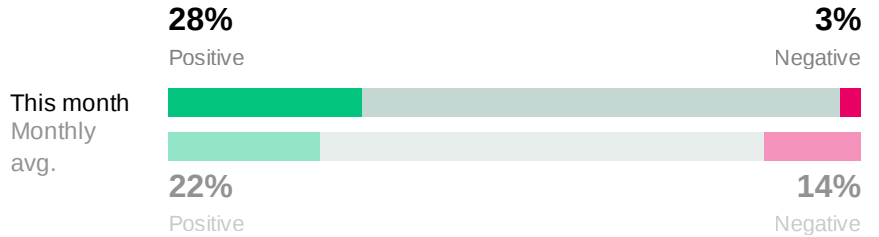
Volume of Conversations

-18%

Compared to the monthly average

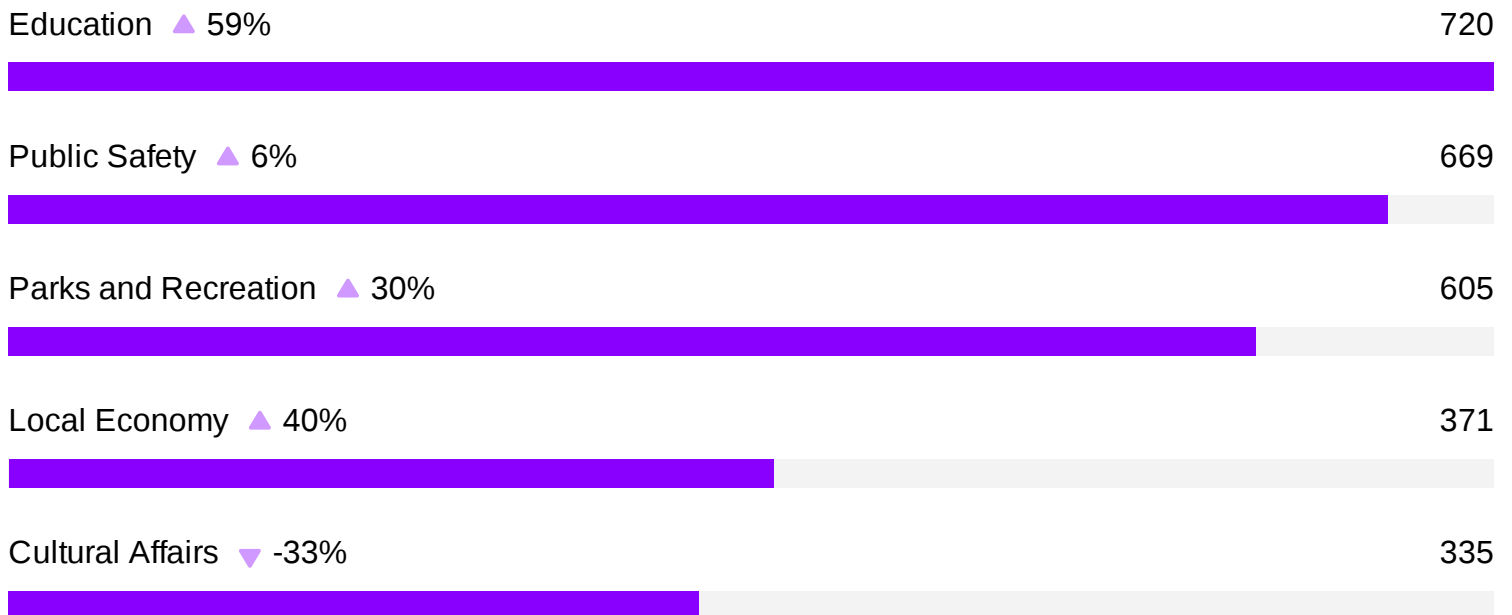
3,822 Interactions analyzed

Sentiment Analysis



Trending Topics Compared to the monthly average

Interactions



Leading Projects

Police Mentions

Police Mentions

▼ -17.38%

722 Interactions analyzed

Public Safety: Official Communications

▲ 93.23%

527 Interactions analyzed

City Workforce Recruitment

▲ x 4.4

129 Interactions analyzed

5/23 Affirmation: I am peaceful.

	Assigned To	Person	Status	Due Date	Department	Category
Edit all copy from PD for Pinecrest Tribune special edition	CHEYENNE, MICHELLE	MH GB	Done	Mon, May 16	Village	Edit Copy
PD 25 Anniversary Coin Design	ADAM	AP	Done	Wed, May 18	Police Department	Design
#FitCrest 2022 Challenges	MICHELLE & ADAM	JW +3	Done	Mon, May 23	Parks & Rec	Design
Councilmember Hochkammer Video Interview	MICHELLE & ADAM	MH AP	Done	Mon, May 23, 01:00...	Council	Video/Photo
PBA Survey	MICHELLE	MH	Done	Tue, May 24	Village	Write Copy
Soap Making FB Event	ELIS		Done	Thu, May 26	Pinecrest Gardens	Social Media
Soap Making Post	ELIS		Done	Thu, May 26	Pinecrest Gardens	Social Media
PG Select -a-Seat Pre-Flight Print	ADAM	AP	Done	Thu, May 25	Pinecrest Gardens	Print
Mayor's Petition Message Letter Design	ADAM	AP	Done	Thu, May 26	Council	Design
Sign for Flagler Grove Park - Required for Grant	MICHELLE & ADAM & ...	JW +2	Done	Fri, May 27	Parks & Rec	Design
Select A Seat Sign K-9 Sign	ADAM	AP	Done	Fri, May 27	Pinecrest Gardens	Design
Select a Seat Stanchion Pre-Press PRINT	ADAM	AP	Done	Fri, May 27	Pinecrest Gardens	Print
Mayor's Message Letter Print X500	ADAM	AP	Done	Fri, May 27	Council	Print
Select A Seat Signs	ADAM	AP	Done	Mon, Jun 6	Pinecrest Gardens	Design

+ Add Item

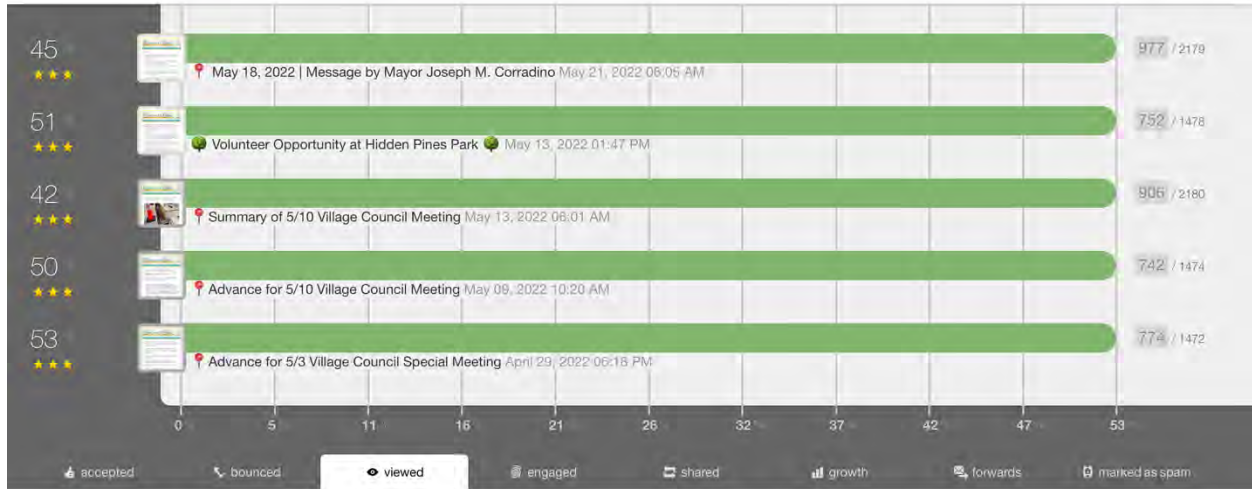
5/16 Affirmation: I am loved.

	Assigned To	Person	Status	Due Date	Department	Category
meet with Rob about trifold schedule	MICHELLE	MH	Done	Wed, May 4	Parks & Rec	Follow Up
Student One-Month Gym Membership Special Flyer and Social Graphic	ADAM & MICHELLE	AP +2	Done	Mon, May 9	Parks & Rec	Design
Jazz - Select a seat video	MICHELLE & ADAM	JW +2	Done	Fri, May 13	Pinecrest Gardens	Social Media
Summer Safety Post	CHEYENNE	CE MH	Done	Mon, May 16	Village	Social Media
Wrap Police vehicle	IVAN	JW +2	Done	Mon, May 16	Police Department	Follow Up
mental health Message from Abbott and YAC POST	MICHELLE & ADAM	CE +2	Done	Mon, May 16	Village	Social Media
Upcoming workshops in the gardens Eblast	MICHELLE & LACEY	LB MH	Done	Mon, May 16	Pinecrest Gardens	Email Marketing
Review and respond to PN messages	MICHELLE	MH	Done	Mon, May 16	Village	Research
Write leaf blower ban NEWS	MICHELLE	MH	Done	Tue, May 17	Village	Website Update
Tropical Nights meeting with Yocie & Alana	MICHELLE	MH	Done	Tue, May 17	Pinecrest Gardens	Follow Up
Build Summer camp page for homepage	MICHELLE	MH	Done	Tue, May 17	Village	Website Update
Fertilizer NEWS	MICHELLE	MH	Done	Tue, May 17	Village	Website Update
Edit VM Nami Video	ADAM	AP	Done	Tue, May 17	Council	Video/Photo
MDLOC - Sponsorship Brochure Ad	MICHELLE & ADAM	AP MH	Done	Tue, May 17, 12:00...	Council	Design
Yoga & Gardens After Dark FB Event	ELIS		Done	Wed, May 18	Pinecrest Gardens	Social Media
Yoga & Gardens After Dark Post/Reel	ELIS		Done	Wed, May 18	Pinecrest Gardens	Social Media
Mayor Referendum Petition Video Edit	MICHELLE & ADAM	AP	Done	Thu, May 19	Village	Video Editing
May 20 Endangered Species Day - Blog & Post	ELIS, LACEY	LB	Done	Fri, May 20	Pinecrest Gardens	Social Media

5/9 Affirmation: I make good decisions.	Assigned To	Person	Status	Due Date	Department	Category
67 Ave Road Closure	CHEYENNE	CE +2	Done	Thu, May 12	Public Works	Social Media
Slp & Create Eventbrite email campaign	LACEY	LB	Done	Thu, May 12	Pinecrest Gardens	Email Marketing
Memorial Day Social Post	CHEYENNE	CE +2	Done	Mon, May 30	Village	Social Media
Water main finishing different phase - next steps	MICHELLE	MH +2	Done	Mon, May 2	Public Works	Edit Copy
Fitorest & YAC Free Yoga Class Flyer/Social	MICHELLE & ADAM	MH +2	Done	Tue, May 3	Parks & Rec	Design
Pinecrest Sun - Cover	MICHELLE & ADAM	MH +2	Done	Wed, May 11	Village	Video/Photo
smash and grabs at parks and along highway	MICHELLE & ADAM	MH +2	Done	Wed, May 4	Police Department	Design
Her Market Post	ELIS		Done	Thu, May 5	Pinecrest Gardens	Social Media
Slp & Create FB Post	ELIS		Done	Thu, May 12	Pinecrest Gardens	Social Media
May 11th Midnight Shift day	IVAN & LEAH	LV	Done	Fri, May 6	Police Department	Social Media
Slp & Create Post	ELIS		Done	Thu, May 12	Pinecrest Gardens	Social Media
Senior Games T-Shirt	ADAM	AZ +2	Done	Fri, Jun 3	Parks & Rec	Design
Pinecrest Sun - Police Tip (June through end of September)	IVAN & MICHELLE	MH +2	Done	Mon, May 2	Police Department	Write Copy
Pinecrest Sun - Parks & Rec	ROBERT, DANNY, JANE...	RJ +2	Done	Mon, May 2	Parks & Rec	Write Copy
Jazz - Select a seat event e-flyer for new season	MICHELLE & ADAM	MH +2	Done	Mon, May 2	Pinecrest Gardens	Design
PD A-Frame Side A: Lock it lose it, Side B: Drive sober or get pulled over	ADAM	AP +2	Done	Thu, May 5	Police Department	Design
PD cover photo shoot	MICHELLE & ADAM & ...	MH	Done	Wed, May 11	Village	Video/Photo
190K from state or vulnerability text news story	MICHELLE	MH	Done	Wed, May 11	Village	Website Update
190K from state or vulnerability text news story	MICHELLE	MH	Done	Wed, May 11	Village	Social Media
video of PD photo shot creation	MICHELLE	MH	Done	Wed, May 11	Village	Video Editing
video of PD photo shot creation	MICHELLE	MH	Done	Wed, May 11	Village	Social Media
update US1 web portal with update of consultants	MICHELLE	MH	Done	Wed, May 11	Village	Website Update
write summary of the 5/10 meeting	MICHELLE & YOCIE	MH	Done	Tue, May 10	Village	Write Copy
5/10 VC meeting story of enews	MICHELLE	MH	Done	Tue, May 10	Village	Email Marketing
5/10 VC meeting story	MICHELLE	MH	Done	Tue, May 10	Village	Social Media
Schedule #TBT for MDCLC event	MICHELLE	MH	Done	Wed, May 11	Village	Social Media
She Jazz Organic Post	ELIS		Done	Thu, May 12	Pinecrest Gardens	Social Media
VM NAMI Video Shot	ADAM & MICHELLE	AP	Done	Fri, May 13	Council	Video/Photo
YAC Diner Photo Shot	MICHELLE & ADAM	AP	Done		Council	Video/Photo
Write leaf blower ban	MICHELLE	MH	Done	Wed, Apr 27	Village	Write Copy
Write fertilizer	MICHELLE	MH	Done	Tue, May 10	Village	Write Copy
mental health Message from Abbott and YAC	MICHELLE & ADAM	CE +2	Done	Wed, May 11	Village	Video/Photo
She Jazz Ad	MICHELLE	MH	Done	Wed, May 11	Pinecrest Gardens	Social Media
+ Add Item						

5/1 Affirmation: focus on the positive	Assigned To	Person	Status	Due Date	Department	Category
Pinecrest Sun CIP - I think we should include a general overview view of L...	NICOLE, ANGELA, ROB...	NT +2	Done	Wed, Apr 20	Village	Edit Copy
Pinecrest information Mixed use development	MICHELLE	MH	Done	Wed, Apr 27	Village	Social Media
How to report a public works issue via our a - pothole, tripping, slipping ...	MICHELLE & ADAM	NT +2	Done	Wed, Apr 27	Public Works	Design
ADA paths press release	MICHELLE	MH	Done	Wed, Apr 27	Pinecrest Gardens	Media Outreach
Delete 'green' pages on web that are expired	MICHELLE	MH	Done	Fri, Apr 29	Village	Website Update
Build US 1 Plan Page	MICHELLE	MH	Done	Fri, Apr 29	Village	Website Update
Police 25 Anniversary Patch Make B&W	ADAM	AP	Done	Mon, May 2	Police Department	Design
Pinecrest Sun - Back Cover	MICHELLE & ADAM	AP MH	Done	Mon, May 2	Village	Write Copy
info for Grant	MICHELLE	MH	Done	Mon, May 2	Police Department	Write Copy
Covid social post	MICHELLE		Done	Mon, May 2	Village	Social Media
Media List to Cheyenne	MICHELLE	MH CB	Done	Mon, May 2	Village	Follow Up
Design US 1 Vision WebPage	MICHELLE	MH	Done	Mon, May 2	Village	Website Update
Redesign News Webpage	MICHELLE	MH	Done	Mon, May 2	Village	Website Update
Eid al-Fitr Insta Post	CHEYENNE	CE MH	Done	Mon, May 2	Village	Social Media
PG Paid Ad - Summer Camps Registration	MICHELLE	LB	Done	Mon, May 2	Pinecrest Gardens	Social Media
Zumba Stanchion Sign	ADAM & MICHELLE	JW +2	Done	Mon, May 2	Parks & Rec	Design
FPL UnderGround map	MICHELLE	MH	Done	Mon, May 2	Public Works	Follow Up
Fitness Graphic Edits	MICHELLE & ADAM	AP MH	Done	Wed, May 4	Parks & Rec	Design
Landscape Update Flyer	ADAM	MH AP	Done	Wed, May 4	Building & Planning	Design
Upcoming Workshops Reel	ELIS		Done	Fri, May 6	Pinecrest Gardens	Social Media
Zumba Stanchion to PRINT	ADAM	AP	Done	Wed, May 4	Parks & Rec	Print
Get A-Frame quote for from Printer for PD	ADAM	AP	Done	Fri, May 6	Police Department	Print
MDLOC Event at PG - Mayor Presentation / Photo / Video	MICHELLE & ADAM	AP	Done	Thu, May 5	Council	Presentation/Report
+ Add Item						

Compare Promotions



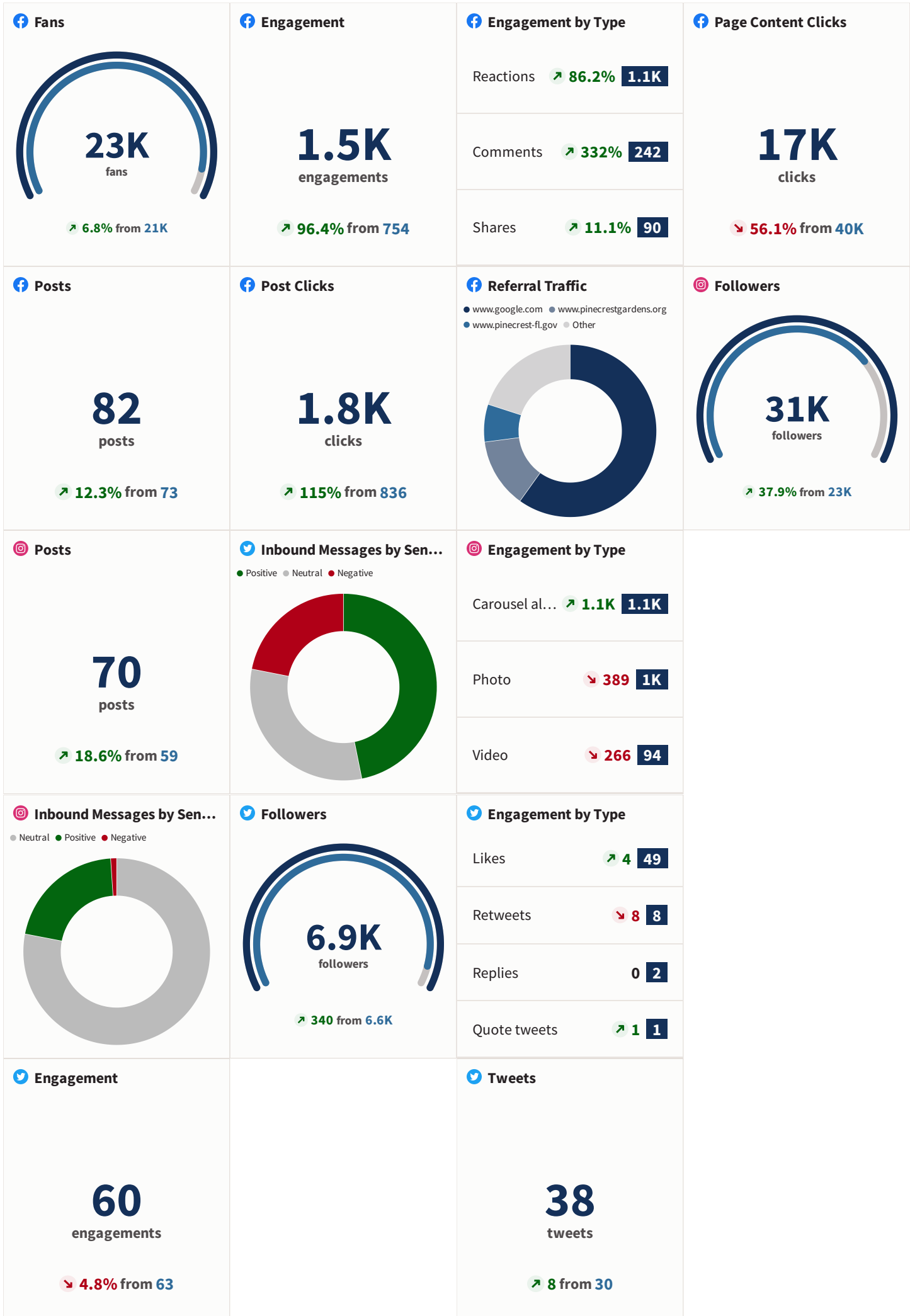
accepted | bounced | **viewed** | engaged | shared | growth | forwards | marked as spam

Promotion	Total Views	Unique Views	Details
May 18, 2022 Mes...	1738	977	Stats
Volunteer Opportuni...	1171	752	Stats
Summary of 5/10 Vill...	1427	906	Stats
Advance for 5/10 Vill...	1130	742	Stats
Advance for 5/3 Villa...	1201	774	Stats













Mixed Overview

Comparison between **May 01 - May 31, 2022** and **May 01 - May 31, 2021**



#classof2022

 <p>pinecrestpolice May 22, 01:54</p>		The law enforcement "Rookie Officer of the Year" for Miami-Dade County is our very own Officer, Sean Rios. This evening, he was honored by the South Florida Police Benevolent Association (SFPBA) as the county's Rookie Officer of the Year during its annual Law Enforcement Awards Gala. The event is typically held at the Trump National Doral, and officers througho...	93	6
 <p>pinecrestpolice May 04, 20:02</p>		This little Jedi had a busy day answering calls for service and conducting traffic details. Luckily, Princess Leia happened to be working in our Victim Services office which was Grogu's last stop before heading back to Coruscant. She knew Grogu couldn't leave South Florida without having a cafecito first.	83	4
 <p>pinecrestgardens May 05, 14:17</p>		Join us for a special Mother's Day Edition of Her Bazaar. Produced by @herpreneurbyliz 📍 May 7 from 11 a.m. to 5 p.m. This is a free family 👨👩👧 & pet friendly 🐾 outdoor market! 💖 This is your opportunity to shop amazing small business treasures and Mother's Day gifts 🎁 from unique female owned businesses in your local community. 🛍️ There will be s...	80	25
 <p>pinecrestpolice May 02, 13:41</p>		Enzo celebrated his 4th birthday with Sergeant Mayra Oliva and Officer Sean Rios, eating cake, exploring inside police cars, and even hanging out with Pinecrest Batman. We don't get to do this often, but when we do, it's fun for everyone! Thanks for hanging out with us, Enzo. We believe you will be a super cop someday.	70	2
 <p>pinecrestpolice</p>		Today, Chief Cohen presented Officer Jeanette Cobo with the Officer of the Quarter Award for the first quarter of 2022. Officer Cobo started the police departments Homeless Encounter Assistance Reach Team (H E A R T) Officer Cobo's	67	9



Marie Arteaga-Nariño
Finance Director
finance@pinecrest-fl.gov

MEMORANDUM

Department of Finance

DATE: May 26, 2022
TO: Yocelyn Galiano, ICMA-CM, Village Manager
FROM: Marie Arteaga-Nariño, Finance Director
RE: May Budget Highlights

Below are noteworthy items for the months of April 2022 and May 2022:

- The Building permit revenue through April was \$2,346,376.14 an increase of \$970,797.17 or 70.6% from the previous year.
- Community Center revenue through April was \$829,295.79 an increase of \$325,846.74 or 64.7% from the previous year.
- Pinecrest Garden revenue through April was \$962,704.70 an increase of \$503,214.24 or 109.5% from the previous year. Grants received thus far in the fiscal year were \$71,505.00.
- The tree account has a balance of \$129,795.03 as of May 31, 2022.
- The red light camera revenue through May was \$682,726.76 and invoices through January is \$129,949.27.
- The FEMA claim from Hurricane Irma was \$3,274,917.67. Of this amount, \$1,656,487.74 has been received. The remaining amount of \$53,676.45 has been obligated and is under review by the state for remittance. \$1,557,508.22 was under appeal and was reviewed in arbitration on April 26 and 27. We expect their decision within the next few months.
- Due to the Covid 19 Pandemic, \$1,023,846.01 was spent and the full amount was reimbursed under the Cares Act.
- Due to the Covid 19 Pandemic, \$199,538.55 has been spent and \$35,134.67 has been reimbursed, while \$77,000.58 of this amount has been denied from the FEMA claims. The Village has appealed the denials and expects a full reimbursement.
- The Village has received \$4,796,926 of the \$9,593,852 from the American Rescue Plan Act.
- Village Council also donated \$27,466.11 from the Grants & Aide & Other Grants and Aide budget line as follows:
 - \$10,000 Economic Development Council of South Miami-Dade
 - \$5,000 Pinecrest City Music Project, Inc
 - \$10,000 Pinecrest Elementary School PTA
 - \$1,466.11 Citrus Foster Program
 - \$1,000 American Cancer Society





Budget by Organization Report

Through 05/31/22
 Prior Fiscal Year Activity Excluded
 Summary Listing

Organization	Adopted Budget	Budget Amendments	Amended Budget	Current Month Transactions	YTD Encumbrances	YTD Transactions	Budget - YTD Transactions	% Used/ Rec'd	Prior Year Total
Fund 001 - General Fund									
REVENUE									
Department 000 - .	27,931,110.00	.00	27,931,110.00	1,233,087.27	.00	23,219,849.49	4,711,260.51	83	28,584,359.36
REVENUE TOTALS	\$27,931,110.00	\$0.00	\$27,931,110.00	\$1,233,087.27	\$0.00	\$23,219,849.49	\$4,711,260.51	83%	\$28,584,359.36
EXPENSE									
Department 000 - .	2,850,170.00	712,983.00	3,563,153.00	.00	.00	1,928,366.75	1,634,786.25	54	3,194,317.46
Department 511 - Village Council	146,375.00	.00	146,375.00	13,166.07	.00	79,683.52	66,691.48	54	179,607.56
Department 512 - Administrative	1,336,295.00	.00	1,336,295.00	86,019.69	28,000.00	775,623.93	532,671.07	60	1,211,838.61
Department 513 - Finance Department	414,925.00	.00	414,925.00	29,678.95	.00	268,141.97	146,783.03	65	375,143.96
Department 514 - Village Attorney	565,000.00	.00	565,000.00	.00	.00	350,372.00	214,628.00	62	618,224.84
Department 519 - General Government	2,141,295.00	.00	2,141,295.00	104,076.42	50,000.00	1,516,436.36	574,858.64	73	1,974,608.26
Department 521 - Police Department	10,784,655.00	71,893.00	10,856,548.00	749,163.37	93,528.55	6,509,983.68	4,253,035.77	61	9,884,693.28
Department 524 - Building, Planning & Zoning -BPZ	2,955,985.00	7,412.00	2,963,397.00	188,306.26	155,038.67	1,854,438.40	953,919.93	68	2,615,778.88
Department 525 - Emergency and Disaster Relief	.00	.00	.00	.00	.00	7,009.52	(7,009.52)	+++	416,391.71
Department 539 - Public Works	768,855.00	.00	768,855.00	64,641.46	.00	488,754.70	280,100.30	64	703,556.59
Department 572 - Parks and Recreation	3,080,120.00	104,008.00	3,184,128.00	214,512.48	.00	2,030,845.88	1,153,282.12	64	2,834,727.69
Department 575 - Pinecrest Gardens	2,800,575.00	28,350.00	2,828,925.00	160,276.50	17,500.00	1,920,903.86	890,521.14	69	2,502,860.83
EXPENSE TOTALS	\$27,844,250.00	\$924,646.00	\$28,768,896.00	\$1,609,841.20	\$344,067.22	\$17,730,560.57	\$10,694,268.21	63%	\$26,511,749.67
Fund 001 - General Fund Totals									
REVENUE TOTALS	27,931,110.00	.00	27,931,110.00	1,233,087.27	.00	23,219,849.49	4,711,260.51	83%	28,584,359.36
EXPENSE TOTALS	27,844,250.00	924,646.00	28,768,896.00	1,609,841.20	344,067.22	17,730,560.57	10,694,268.21	63%	26,511,749.67
Fund 001 - General Fund Totals	\$86,860.00	(\$924,646.00)	(\$837,786.00)	(\$376,753.93)	(\$344,067.22)	\$5,489,288.92	(\$5,983,007.70)		\$2,072,609.69



Budget by Organization Report

Through 05/31/22
 Prior Fiscal Year Activity Excluded
 Summary Listing

Organization	Adopted Budget	Budget Amendments	Amended Budget	Current Month Transactions	YTD Encumbrances	YTD Transactions	Budget - YTD Transactions	% Used/ Rec'd	Prior Year Total
Fund 101 - Stormwater Utility Fund									
REVENUE									
Department 000 - .	2,309,000.00	.00	2,309,000.00	9,949.19	.00	1,541,583.11	767,416.89	67	1,244,168.71
REVENUE TOTALS	\$2,309,000.00	\$0.00	\$2,309,000.00	\$9,949.19	\$0.00	\$1,541,583.11	\$767,416.89	67%	\$1,244,168.71
EXPENSE									
Department 538 - Stormwater	3,586,975.00	.00	3,586,975.00	49,936.90	178,497.14	460,731.51	2,947,746.35	18	838,806.33
EXPENSE TOTALS	\$3,586,975.00	\$0.00	\$3,586,975.00	\$49,936.90	\$178,497.14	\$460,731.51	\$2,947,746.35	18%	\$838,806.33
Fund 101 - Stormwater Utility Fund Totals									
REVENUE TOTALS	2,309,000.00	.00	2,309,000.00	9,949.19	.00	1,541,583.11	767,416.89	67%	1,244,168.71
EXPENSE TOTALS	3,586,975.00	.00	3,586,975.00	49,936.90	178,497.14	460,731.51	2,947,746.35	18%	838,806.33
Fund 101 - Stormwater Utility Fund Totals	(\$1,277,975.00)	\$0.00	(\$1,277,975.00)	(\$39,987.71)	(\$178,497.14)	\$1,080,851.60	(\$2,180,329.46)		\$405,362.38



Budget by Organization Report

Through 05/31/22
 Prior Fiscal Year Activity Excluded
 Summary Listing

Organization	Adopted Budget	Budget Amendments	Amended Budget	Current Month Transactions	YTD Encumbrances	YTD Transactions	Budget - YTD Transactions	% Used/ Rec'd	Prior Year Total
Fund 102 - Transportation Fund									
REVENUE									
Department 000 - .	451,325.00	.00	451,325.00	.00	.00	226,866.37	224,458.63	50	454,433.09
REVENUE TOTALS	\$451,325.00	\$0.00	\$451,325.00	\$0.00	\$0.00	\$226,866.37	\$224,458.63	50%	\$454,433.09
EXPENSE									
Department 000 - .	.00	.00	.00	.00	.00	.00	.00	+++	48,880.00
Department 541 - Transportation	446,495.00	.00	446,495.00	1,665.62	2,200.00	270,989.11	173,305.89	61	707,298.68
EXPENSE TOTALS	\$446,495.00	\$0.00	\$446,495.00	\$1,665.62	\$2,200.00	\$270,989.11	\$173,305.89	61%	\$756,178.68
Fund 102 - Transportation Fund Totals									
REVENUE TOTALS	451,325.00	.00	451,325.00	.00	.00	226,866.37	224,458.63	50%	454,433.09
EXPENSE TOTALS	446,495.00	.00	446,495.00	1,665.62	2,200.00	270,989.11	173,305.89	61%	756,178.68
Fund 102 - Transportation Fund Totals	\$4,830.00	\$0.00	\$4,830.00	(\$1,665.62)	(\$2,200.00)	(\$44,122.74)	\$51,152.74		(\$301,745.59)



Budget by Organization Report

Through 05/31/22
 Prior Fiscal Year Activity Excluded
 Summary Listing

Organization	Adopted Budget	Budget Amendments	Amended Budget	Current Month Transactions	YTD Encumbrances	YTD Transactions	Budget - YTD Transactions	% Used/ Rec'd	Prior Year Total
Fund 103 - Police Education Fund									
REVENUE									
Department 000 - .	5,020.00	.00	5,020.00	.00	.00	5,030.50	(10.50)	100	3,978.47
REVENUE TOTALS	\$5,020.00	\$0.00	\$5,020.00	\$0.00	\$0.00	\$5,030.50	(\$10.50)	100%	\$3,978.47
EXPENSE									
Department 521 - Police Department	21,660.00	.00	21,660.00	.00	.00	1,854.00	19,806.00	9	6,564.50
EXPENSE TOTALS	\$21,660.00	\$0.00	\$21,660.00	\$0.00	\$0.00	\$1,854.00	\$19,806.00	9%	\$6,564.50
Fund 103 - Police Education Fund Totals									
REVENUE TOTALS	5,020.00	.00	5,020.00	.00	.00	5,030.50	(10.50)	100%	3,978.47
EXPENSE TOTALS	21,660.00	.00	21,660.00	.00	.00	1,854.00	19,806.00	9%	6,564.50
Fund 103 - Police Education Fund Totals	(\$16,640.00)	\$0.00	(\$16,640.00)	\$0.00	\$0.00	\$3,176.50	(\$19,816.50)		(\$2,586.03)



Budget by Organization Report

Through 05/31/22
 Prior Fiscal Year Activity Excluded
 Summary Listing

Organization	Adopted Budget	Budget Amendments	Amended Budget	Current Month Transactions	YTD Encumbrances	YTD Transactions	Budget - YTD Transactions	% Used/ Rec'd	Prior Year Total
Fund 104 - Police Forfeiture Fund									
REVENUE									
Department 000 - .	20,000.00	.00	20,000.00	.00	.00	4.66	19,995.34	0	15,271.25
REVENUE TOTALS	\$20,000.00	\$0.00	\$20,000.00	\$0.00	\$0.00	\$4.66	\$19,995.34	0%	\$15,271.25
EXPENSE									
Department 521 - Police Department	30,000.00	.00	30,000.00	.00	.00	5,350.00	24,650.00	18	30,708.85
EXPENSE TOTALS	\$30,000.00	\$0.00	\$30,000.00	\$0.00	\$0.00	\$5,350.00	\$24,650.00	18%	\$30,708.85
Fund 104 - Police Forfeiture Fund Totals									
REVENUE TOTALS	20,000.00	.00	20,000.00	.00	.00	4.66	19,995.34	0%	15,271.25
EXPENSE TOTALS	30,000.00	.00	30,000.00	.00	.00	5,350.00	24,650.00	18%	30,708.85
Fund 104 - Police Forfeiture Fund Totals	(\$10,000.00)	\$0.00	(\$10,000.00)	\$0.00	\$0.00	(\$5,345.34)	(\$4,654.66)		(\$15,437.60)



Budget by Organization Report

Through 05/31/22
 Prior Fiscal Year Activity Excluded
 Summary Listing

Organization	Adopted Budget	Budget Amendments	Amended Budget	Current Month Transactions	YTD Encumbrances	YTD Transactions	Budget - YTD Transactions	% Used/ Rec'd	Prior Year Total
Fund 105 - Hardwire, 911 Fund									
REVENUE									
Department 000 - .	65,500.00	.00	65,500.00	632.69	.00	66,531.48	(1,031.48)	102	80,065.62
REVENUE TOTALS	\$65,500.00	\$0.00	\$65,500.00	\$632.69	\$0.00	\$66,531.48	(\$1,031.48)	102%	\$80,065.62
EXPENSE									
Department 521 - Police Department	65,490.00	.00	65,490.00	152.89	.00	43,318.72	22,171.28	66	76,044.97
EXPENSE TOTALS	\$65,490.00	\$0.00	\$65,490.00	\$152.89	\$0.00	\$43,318.72	\$22,171.28	66%	\$76,044.97
Fund 105 - Hardwire, 911 Fund Totals									
REVENUE TOTALS	65,500.00	.00	65,500.00	632.69	.00	66,531.48	(1,031.48)	102%	80,065.62
EXPENSE TOTALS	65,490.00	.00	65,490.00	152.89	.00	43,318.72	22,171.28	66%	76,044.97
Fund 105 - Hardwire, 911 Fund Totals	\$10.00	\$0.00	\$10.00	\$479.80	\$0.00	\$23,212.76	(\$23,202.76)		\$4,020.65



Budget by Organization Report

Through 05/31/22
 Prior Fiscal Year Activity Excluded
 Summary Listing

Organization	Adopted Budget	Budget Amendments	Amended Budget	Current Month Transactions	YTD Encumbrances	YTD Transactions	Budget - YTD Transactions	% Used/ Rec'd	Prior Year Total
Fund 106 - Wireless, 911 Fund									
REVENUE									
Department 000 - .	63,000.00	.00	63,000.00	2,023.57	.00	72,250.06	(9,250.06)	115	51,225.40
REVENUE TOTALS	\$63,000.00	\$0.00	\$63,000.00	\$2,023.57	\$0.00	\$72,250.06	(\$9,250.06)	115%	\$51,225.40
EXPENSE									
Department 521 - Police Department	63,020.00	.00	63,020.00	342.26	.00	41,968.22	21,051.78	67	62,062.90
EXPENSE TOTALS	\$63,020.00	\$0.00	\$63,020.00	\$342.26	\$0.00	\$41,968.22	\$21,051.78	67%	\$62,062.90
Fund 106 - Wireless, 911 Fund Totals									
REVENUE TOTALS	63,000.00	.00	63,000.00	2,023.57	.00	72,250.06	(9,250.06)	115%	51,225.40
EXPENSE TOTALS	63,020.00	.00	63,020.00	342.26	.00	41,968.22	21,051.78	67%	62,062.90
Fund 106 - Wireless, 911 Fund Totals	(\$20.00)	\$0.00	(\$20.00)	\$1,681.31	\$0.00	\$30,281.84	(\$30,301.84)		(\$10,837.50)



Budget by Organization Report

Through 05/31/22
 Prior Fiscal Year Activity Excluded
 Summary Listing

Organization	Adopted Budget	Budget Amendments	Amended Budget	Current Month Transactions	YTD Encumbrances	YTD Transactions	Budget - YTD Transactions	% Used/ Rec'd	Prior Year Total
Fund 107 - CITT Public Transit Fund									
REVENUE									
Department 000 - .	862,890.00	.00	862,890.00	73,109.00	.00	619,075.91	243,814.09	72	823,791.71
REVENUE TOTALS	\$862,890.00	\$0.00	\$862,890.00	\$73,109.00	\$0.00	\$619,075.91	\$243,814.09	72%	\$823,791.71
EXPENSE									
Department 541 - Transportation	1,290,250.00	.00	1,290,250.00	25,168.44	144,330.78	391,373.22	754,546.00	42	422,596.54
EXPENSE TOTALS	\$1,290,250.00	\$0.00	\$1,290,250.00	\$25,168.44	\$144,330.78	\$391,373.22	\$754,546.00	42%	\$422,596.54
Fund 107 - CITT Public Transit Fund Totals									
REVENUE TOTALS	862,890.00	.00	862,890.00	73,109.00	.00	619,075.91	243,814.09	72%	823,791.71
EXPENSE TOTALS	1,290,250.00	.00	1,290,250.00	25,168.44	144,330.78	391,373.22	754,546.00	42%	422,596.54
Fund 107 - CITT Public Transit Fund Totals	(\$427,360.00)	\$0.00	(\$427,360.00)	\$47,940.56	(\$144,330.78)	\$227,702.69	(\$510,731.91)		\$401,195.17



Budget by Organization Report

Through 05/31/22
 Prior Fiscal Year Activity Excluded
 Summary Listing

Organization	Adopted Budget	Budget Amendments	Amended Budget	Current Month Transactions	YTD Encumbrances	YTD Transactions	Budget - YTD Transactions	% Used/ Rec'd	Prior Year Total
Fund 108 - Prepaid Phone 911 Fund									
REVENUE									
Department 000 - .	16,505.00	.00	16,505.00	540.06	.00	18,930.94	(2,425.94)	115	10,943.32
REVENUE TOTALS	\$16,505.00	\$0.00	\$16,505.00	\$540.06	\$0.00	\$18,930.94	(\$2,425.94)	115%	\$10,943.32
EXPENSE									
Department 521 - Police Department	16,765.00	.00	16,765.00	79.85	.00	11,105.63	5,659.37	66	18,299.54
EXPENSE TOTALS	\$16,765.00	\$0.00	\$16,765.00	\$79.85	\$0.00	\$11,105.63	\$5,659.37	66%	\$18,299.54
Fund 108 - Prepaid Phone 911 Fund Totals									
REVENUE TOTALS	16,505.00	.00	16,505.00	540.06	.00	18,930.94	(2,425.94)	115%	10,943.32
EXPENSE TOTALS	16,765.00	.00	16,765.00	79.85	.00	11,105.63	5,659.37	66%	18,299.54
Fund 108 - Prepaid Phone 911 Fund Totals	(\$260.00)	\$0.00	(\$260.00)	\$460.21	\$0.00	\$7,825.31	(\$8,085.31)		(\$7,356.22)



Budget by Organization Report

Through 05/31/22
 Prior Fiscal Year Activity Excluded
 Summary Listing

Organization	Adopted Budget	Budget Amendments	Amended Budget	Current Month Transactions	YTD Encumbrances	YTD Transactions	Budget - YTD Transactions	% Used/ Rec'd	Prior Year Total
Fund 109 - Police Impact Fee Fund									
REVENUE									
Department 000 - .	10,000.00	.00	10,000.00	.00	.00	9,028.36	971.64	90	7,916.66
REVENUE TOTALS	\$10,000.00	\$0.00	\$10,000.00	\$0.00	\$0.00	\$9,028.36	\$971.64	90%	\$7,916.66
EXPENSE									
Department 521 - Police Department	10,000.00	.00	10,000.00	8,490.00	.00	8,490.00	1,510.00	85	.00
EXPENSE TOTALS	\$10,000.00	\$0.00	\$10,000.00	\$8,490.00	\$0.00	\$8,490.00	\$1,510.00	85%	\$0.00
Fund 109 - Police Impact Fee Fund Totals									
REVENUE TOTALS	10,000.00	.00	10,000.00	.00	.00	9,028.36	971.64	90%	7,916.66
EXPENSE TOTALS	10,000.00	.00	10,000.00	8,490.00	.00	8,490.00	1,510.00	85%	.00
Fund 109 - Police Impact Fee Fund Totals	\$0.00	\$0.00	\$0.00	(\$8,490.00)	\$0.00	\$538.36	(\$538.36)		\$7,916.66



Budget by Organization Report

Through 05/31/22
 Prior Fiscal Year Activity Excluded
 Summary Listing

Organization	Adopted Budget	Budget Amendments	Amended Budget	Current Month Transactions	YTD Encumbrances	YTD Transactions	Budget - YTD Transactions	% Used/ Rec'd	Prior Year Total
Fund 110 - Parks Impact Fee Fund									
REVENUE									
Department 000 - .	25,000.00	.00	25,000.00	.00	.00	52,026.71	(27,026.71)	208	36,190.35
REVENUE TOTALS	\$25,000.00	\$0.00	\$25,000.00	\$0.00	\$0.00	\$52,026.71	(\$27,026.71)	208%	\$36,190.35
EXPENSE									
Department 572 - Parks and Recreation	25,000.00	.00	25,000.00	.00	.00	.00	25,000.00	0	.00
Department 575 - Pinecrest Gardens	.00	.00	.00	.00	.00	.00	.00	+++	.00
EXPENSE TOTALS	\$25,000.00	\$0.00	\$25,000.00	\$0.00	\$0.00	\$0.00	\$25,000.00	0%	\$0.00
Fund 110 - Parks Impact Fee Fund Totals									
REVENUE TOTALS	25,000.00	.00	25,000.00	.00	.00	52,026.71	(27,026.71)	208%	36,190.35
EXPENSE TOTALS	25,000.00	.00	25,000.00	.00	.00	.00	25,000.00	0%	.00
Fund 110 - Parks Impact Fee Fund Totals	\$0.00	\$0.00	\$0.00	\$0.00	\$0.00	\$52,026.71	(\$52,026.71)		\$36,190.35



Budget by Organization Report

Through 05/31/22
 Prior Fiscal Year Activity Excluded
 Summary Listing

Organization	Adopted Budget	Budget Amendments	Amended Budget	Current Month Transactions	YTD Encumbrances	YTD Transactions	Budget - YTD Transactions	% Used/ Rec'd	Prior Year Total
Fund 111 - Municipal Services Impact Fee									
REVENUE									
Department 000 - .	28,000.00	.00	28,000.00	5,102.94	.00	38,384.95	(10,384.95)	137	43,660.75
REVENUE TOTALS	\$28,000.00	\$0.00	\$28,000.00	\$5,102.94	\$0.00	\$38,384.95	(\$10,384.95)	137%	\$43,660.75
EXPENSE									
Department 519 - General Government	28,000.00	.00	28,000.00	.00	2,650.71	2,889.30	22,459.99	20	42,902.29
EXPENSE TOTALS	\$28,000.00	\$0.00	\$28,000.00	\$0.00	\$2,650.71	\$2,889.30	\$22,459.99	20%	\$42,902.29
Fund 111 - Municipal Services Impact Fee Totals									
REVENUE TOTALS	28,000.00	.00	28,000.00	5,102.94	.00	38,384.95	(10,384.95)	137%	43,660.75
EXPENSE TOTALS	28,000.00	.00	28,000.00	.00	2,650.71	2,889.30	22,459.99	20%	42,902.29
Fund 111 - Municipal Services Impact Fee Totals	\$0.00	\$0.00	\$0.00	\$5,102.94	(\$2,650.71)	\$35,495.65	(\$32,844.94)		\$758.46



Budget by Organization Report

Through 05/31/22
 Prior Fiscal Year Activity Excluded
 Summary Listing

Organization	Adopted Budget	Budget Amendments	Amended Budget	Current Month Transactions	YTD Encumbrances	YTD Transactions	Budget - YTD Transactions	% Used/ Rec'd	Prior Year Total
Fund 112 - Stormwater Impact Fee Fund									
REVENUE									
Department 000 - .	45,000.00	.00	45,000.00	32,059.92	.00	116,842.72	(71,842.72)	260	75,656.38
REVENUE TOTALS	\$45,000.00	\$0.00	\$45,000.00	\$32,059.92	\$0.00	\$116,842.72	(\$71,842.72)	260%	\$75,656.38
EXPENSE									
Department 538 - Stormwater	45,000.00	.00	45,000.00	.00	.00	.00	45,000.00	0	400.00
EXPENSE TOTALS	\$45,000.00	\$0.00	\$45,000.00	\$0.00	\$0.00	\$0.00	\$45,000.00	0%	\$400.00
Fund 112 - Stormwater Impact Fee Fund Totals									
REVENUE TOTALS	45,000.00	.00	45,000.00	32,059.92	.00	116,842.72	(71,842.72)	260%	75,656.38
EXPENSE TOTALS	45,000.00	.00	45,000.00	.00	.00	.00	45,000.00	0%	400.00
Fund 112 - Stormwater Impact Fee Fund Totals	\$0.00	\$0.00	\$0.00	\$32,059.92	\$0.00	\$116,842.72	(\$116,842.72)		\$75,256.38



Budget by Organization Report

Through 05/31/22
 Prior Fiscal Year Activity Excluded
 Summary Listing

Organization	Adopted Budget	Budget Amendments	Amended Budget	Current Month Transactions	YTD Encumbrances	YTD Transactions	Budget - YTD Transactions	% Used/ Rec'd	Prior Year Total
Fund 201 - Debt Service Fund									
REVENUE									
Department 000 - .	2,196,320.00	.00	2,196,320.00	.00	.00	561,533.75	1,634,786.25	26	3,057,240.46
REVENUE TOTALS	\$2,196,320.00	\$0.00	\$2,196,320.00	\$0.00	\$0.00	\$561,533.75	\$1,634,786.25	26%	\$3,057,240.46
EXPENSE									
Department 000 - .	2,196,320.00	.00	2,196,320.00	.00	.00	561,533.75	1,634,786.25	26	3,335,606.27
EXPENSE TOTALS	\$2,196,320.00	\$0.00	\$2,196,320.00	\$0.00	\$0.00	\$561,533.75	\$1,634,786.25	26%	\$3,335,606.27
Fund 201 - Debt Service Fund Totals									
REVENUE TOTALS	2,196,320.00	.00	2,196,320.00	.00	.00	561,533.75	1,634,786.25	26%	3,057,240.46
EXPENSE TOTALS	2,196,320.00	.00	2,196,320.00	.00	.00	561,533.75	1,634,786.25	26%	3,335,606.27
Fund 201 - Debt Service Fund Totals	\$0.00	\$0.00	\$0.00	\$0.00	\$0.00	\$0.00	\$0.00		(\$278,365.81)



Budget by Organization Report

Through 05/31/22
 Prior Fiscal Year Activity Excluded
 Summary Listing

Organization	Adopted Budget	Budget Amendments	Amended Budget	Current Month Transactions	YTD Encumbrances	YTD Transactions	Budget - YTD Transactions	% Used/ Rec'd	Prior Year Total
Fund 301 - Capital Projects Fund									
REVENUE									
Department 000 - .	10,021,323.00	.00	10,021,323.00	.00	.00	6,187,874.19	3,833,448.81	62	13,881,931.73
REVENUE TOTALS	\$10,021,323.00	\$0.00	\$10,021,323.00	\$0.00	\$0.00	\$6,187,874.19	\$3,833,448.81	62%	\$13,881,931.73
EXPENSE									
Department 000 - .	.00	.00	.00	.00	.00	.00	.00	+++	86,971.98
Department 511 - Village Council	.00	.00	.00	.00	.00	.00	.00	+++	39,502.52
Department 519 - General Government	10,219,737.00	27,275.00	10,247,012.00	294,736.95	8,459,003.42	2,442,884.32	(654,875.74)	106	3,866,764.12
Department 521 - Police Department	.00	330,963.00	330,963.00	.00	345,400.30	.00	(14,437.30)	104	.00
Department 524 - Building, Planning & Zoning -BPZ	.00	25,517.00	25,517.00	.00	1,135.00	24,382.00	.00	100	.00
Department 539 - Public Works	60,000.00	421,227.00	481,227.00	36,900.00	315,735.44	124,900.83	40,590.73	92	.00
Department 572 - Parks and Recreation	373,750.00	3,565,175.00	3,938,925.00	108,225.00	324,179.10	857,913.79	2,756,832.11	30	852,661.07
Department 575 - Pinecrest Gardens	214,760.00	3,263,075.00	3,477,835.00	454,136.69	1,705,126.96	2,433,914.98	(661,206.94)	119	5,348,258.77
EXPENSE TOTALS	\$10,868,247.00	\$7,633,232.00	\$18,501,479.00	\$893,998.64	\$11,150,580.22	\$5,883,995.92	\$1,466,902.86	92%	\$10,194,158.46
Fund 301 - Capital Projects Fund Totals									
REVENUE TOTALS	10,021,323.00	.00	10,021,323.00	.00	.00	6,187,874.19	3,833,448.81	62%	13,881,931.73
EXPENSE TOTALS	10,868,247.00	7,633,232.00	18,501,479.00	893,998.64	11,150,580.22	5,883,995.92	1,466,902.86	92%	10,194,158.46
Fund 301 - Capital Projects Fund Totals									
	(\$846,924.00)	(\$7,633,232.00)	(\$8,480,156.00)	(\$893,998.64)	(\$11,150,580.22)	\$303,878.27	\$2,366,545.95		\$3,687,773.27
Grand Totals									
REVENUE TOTALS	44,049,993.00	.00	44,049,993.00	1,356,504.64	.00	32,735,813.20	11,314,179.80	74%	48,370,833.26
EXPENSE TOTALS	46,537,472.00	8,557,878.00	55,095,350.00	2,589,675.80	11,822,326.07	25,414,159.95	17,858,863.98	68%	42,296,079.00
Grand Totals	(\$2,487,479.00)	(\$8,557,878.00)	(\$11,045,357.00)	(\$1,233,171.16)	(\$11,822,326.07)	\$7,321,653.25	(\$6,544,684.18)		\$6,074,754.26

INVESTMENT RETURNS

SOURCE	21-Jun	21-Jul	21-Aug	21-Sep	21-Oct	21-Nov	21-Dec	22-Jan	22-Feb	22-Mar	22-Apr	22-May	Investment***
STATE POOL	0.10%	0.09%	0.09%	0.08%	0.10%	0.11%	0.13%	0.13%	0.15%	0.40%	0.45%	0.92%	VILLAGE
T-BILLS													
6 Months	0.06%	0.05%	0.06%	0.05%	0.07%	0.09%	0.19%	0.43%	0.65%	1.02%	1.35%	1.48%	NA
3 Months	0.05%	0.06%	0.04%	0.04%	0.05%	0.05%	0.05%	0.20%	0.32%	0.51%	0.81%	1.05%	NA
National Rates													
One Year	0.17%	0.17%	0.17%	0.15%	0.75%	0.14%	0.14%	0.14%	0.19%	0.19%	0.22%	0.24%	NA
PRIME RATE	3.25%	3.25%	3.25%	3.25%	3.25%	3.25%	3.25%	3.25%	3.25%	3.50%	3.50%	4.00%	NA
CONSUMER PRICE IN	271.7	273.0	273.6	274.3	276.6	277.9	278.8	281.1	283.7	287.5	289.1		NA
Plus/Minus Year Ago	5.4%	5.4%	5.3%	5.4%	6.2%	6.8%	7.0%	7.5%	7.9%	8.5%	8.3%		NA
MORTGAGE/SECURITIES *													
30 Years -													
Fannie Mae (FNMA)	2.47%	2.34%	2.38%	2.63%	2.64%	2.50%	2.63%	3.09%	3.58%	4.43%	4.66%	4.65%	NA
NAPM ** / ISM	60.6	59.5	59.9	61.1	60.8	61.1	58.7	57.6	58.6	57.1	55.4		NA

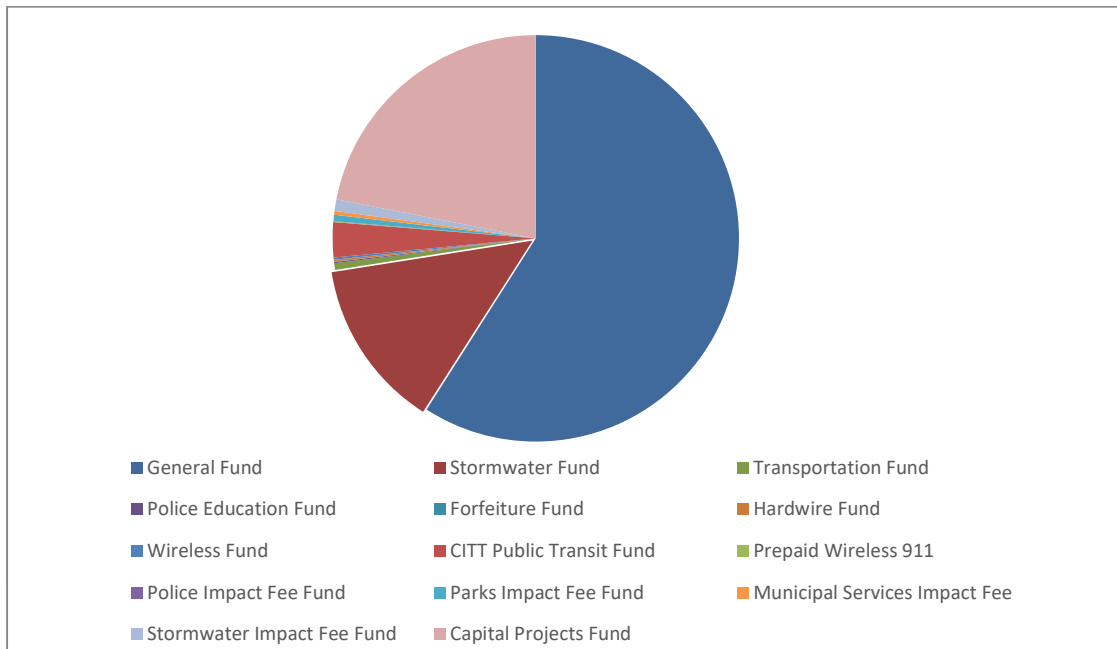
* Mortgage/Securities Return Principal and Interest on a Monthly Basis

** Institute for Supply Management, a reading of under 50 denotes contraction and a reading of above 50 denotes expansion in the manufacturing sector of the economy.

*** Only the investments with the notation "Village" are currently in place, the others are presented for comparison purposes.

**Cash Summary
FY 2022
May 31, 2022**

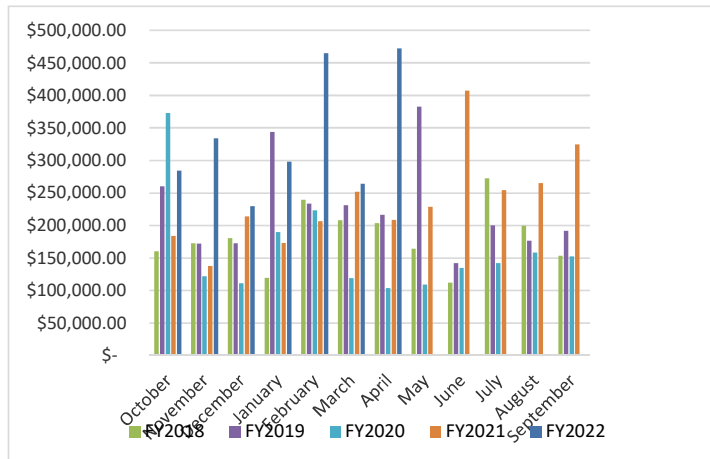
Fund #	Description of Fund	Total	City National	State Investment Pool
001	General Fund	\$ 14,399,044	\$ 8,969,686	\$ 5,429,358
101	Stormwater Fund	\$ 3,284,682	\$ 2,783,383	\$ 501,298
102	Transportation Fund	\$ 132,223	\$ 132,223	\$ -
103	Police Education Fund	\$ 20,502	\$ 20,502	
104	Forfeiture Fund	\$ 5,161	\$ 5,161	
105	Hardwire Fund	\$ 38,078	\$ 38,078	
106	Wireless Fund	\$ 47,497	\$ 47,497	
107	CITT Public Transit Fund	\$ 673,635	\$ 673,635	
108	Prepaid Wireless 911	\$ 12,085	\$ 12,085	
109	Police Impact Fee Fund	\$ 11,129	\$ 11,129	
110	Parks Impact Fee Fund	\$ 119,079	\$ 119,079	
111	Municipal Services Impact Fee	\$ 78,420	\$ 78,420	
112	Stormwater Impact Fee Fund	\$ 219,257	\$ 219,257	
301	Capital Projects Fund	\$ 5,347,643	\$ 4,900,026	\$ 447,617
Totals		\$ 24,388,434	\$ 18,010,161	\$ 6,378,273



**Building Permit Revenues
FY 2018-Present**

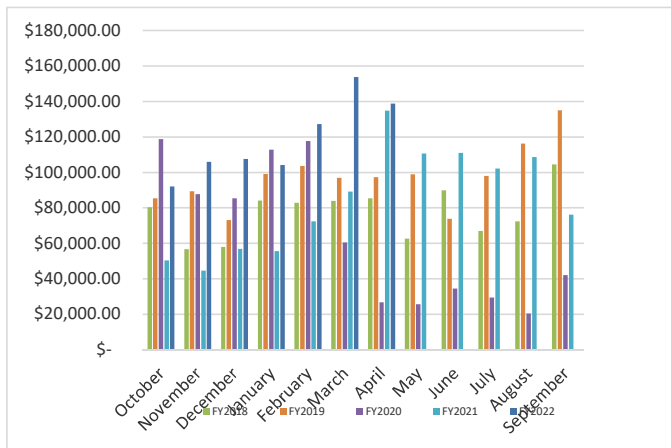
322.000

	FY2018	FY2019	FY2020	FY2021	FY2022
October	\$ 160,079.56	\$ 260,228.01	\$ 372,905.11	\$ 183,745.84	\$ 284,196.07
November	\$ 172,478.85	\$ 171,992.67	\$ 121,838.69	\$ 137,541.94	\$ 333,988.54
December	\$ 180,327.18	\$ 172,631.89	\$ 111,233.71	\$ 214,051.63	\$ 229,621.59
January	\$ 119,181.73	\$ 343,754.99	\$ 189,876.84	\$ 173,247.94	\$ 297,805.14
February	\$ 239,307.30	\$ 233,351.51	\$ 223,076.90	\$ 206,303.66	\$ 464,680.57
March	\$ 207,766.13	\$ 231,184.60	\$ 118,754.22	\$ 251,999.44	\$ 263,899.70
April	\$ 203,728.53	\$ 216,360.49	\$ 103,684.34	\$ 208,688.52	\$ 472,184.53
May	\$ 164,379.19	\$ 382,465.57	\$ 108,891.20	\$ 228,701.59	
June	\$ 112,092.97	\$ 142,230.75	\$ 134,816.40	\$ 407,437.73	
July	\$ 272,520.36	\$ 200,337.50	\$ 141,905.11	\$ 254,125.18	
August	\$ 199,734.32	\$ 176,293.69	\$ 158,188.50	\$ 265,216.93	
September	\$ 153,467.59	\$ 191,970.02	\$ 152,367.77	\$ 324,573.94	
Totals	\$ 2,185,063.71	\$ 2,722,801.69	\$ 1,937,538.79	\$ 2,855,634.34	\$ 2,346,376.14



347.100

	FY2018	FY2019	FY2020	FY2021	FY2022
October	\$ 80,203.52	\$ 85,354.17	\$ 118,686.24	\$ 50,305.88	\$ 92,005.68
November	\$ 56,555.52	\$ 89,209.37	\$ 87,585.40	\$ 44,526.26	\$ 105,980.97
December	\$ 57,898.32	\$ 73,000.18	\$ 85,345.55	\$ 56,820.26	\$ 107,452.93
January	\$ 83,973.40	\$ 99,024.14	\$ 112,784.32	\$ 55,454.55	\$ 104,153.19
February	\$ 82,747.84	\$ 103,510.00	\$ 117,581.09	\$ 72,340.82	\$ 127,123.34
March	\$ 83,968.31	\$ 96,838.88	\$ 60,377.21	\$ 89,176.62	\$ 153,757.93
April	\$ 85,354.57	\$ 97,297.48	\$ 26,687.09	\$ 134,824.66	\$ 138,821.75
May	\$ 62,548.76	\$ 98,926.81	\$ 25,645.99	\$ 110,531.84	
June	\$ 89,837.20	\$ 73,755.95	\$ 34,438.85	\$ 111,045.09	
July	\$ 66,904.81	\$ 97,949.10	\$ 29,373.95	\$ 102,080.95	
August	\$ 72,240.40	\$ 116,175.85	\$ 20,412.81	\$ 108,611.52	
September	\$ 104,419.92	\$ 134,937.58	\$ 42,046.88	\$ 76,065.16	
Totals	\$ 926,652.57	\$ 1,165,979.51	\$ 760,965.38	\$ 1,011,783.61	\$ 829,295.79





Budget Performance Report

Fiscal Year to Date 04/30/22

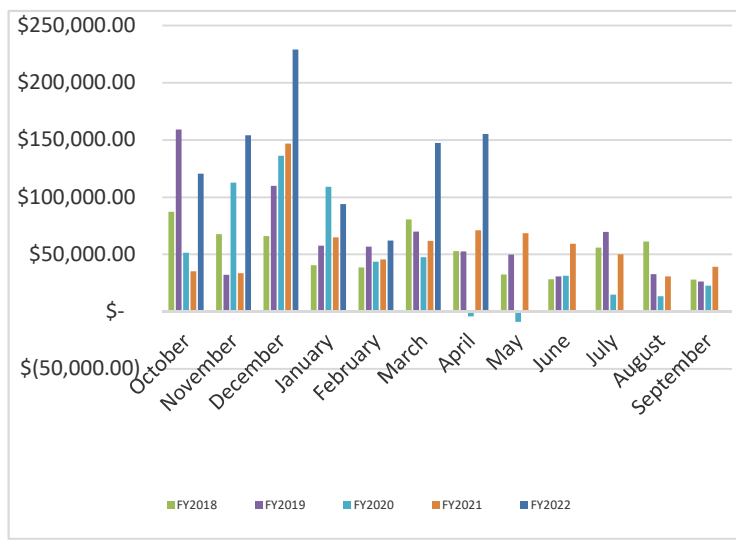
Include Rollup Account and Rollup to Object

Account	Account Description	Adopted Budget	Budget Amendments	Amended Budget	Current Month Transactions	YTD Encumbrances	YTD Transactions	Budget - YTD Transactions	% Used/ Rec'd	Prior Year Total
Fund 001 - General Fund										
REVENUE										
Department 000 - .										
Division 00 - .										
347	Culture									
347.100	Culture Community Center, Control	1,142,425.00	.00	1,142,425.00	.00	.00	.00	1,142,425.00	0	.00
347.101	Culture CC Building Rentals	.00	.00	.00	6,425.00	.00	23,058.67	(23,058.67)	+++	22,454.88
347.102	Culture CC Field Rentals	.00	.00	.00	1,844.50	.00	3,169.00	(3,169.00)	+++	11,320.50
347.103	Culture CC User League Fees	.00	.00	.00	.00	.00	15,708.75	(15,708.75)	+++	8,816.00
347.104	Culture CC Camps	.00	.00	.00	30,942.25	.00	111,473.30	(111,473.30)	+++	281,785.75
347.105	Culture CC Concession Sales	.00	.00	.00	35.00	.00	225.00	(225.00)	+++	395.00
347.107	Culture CC Classes, Member	.00	.00	.00	68,060.50	.00	451,782.27	(451,782.27)	+++	345,680.68
347.108	Culture CC Trainer Fees	.00	.00	.00	1,200.00	.00	6,000.00	(6,000.00)	+++	9,200.00
347.109	Culture CC Day Passes	.00	.00	.00	1,070.00	.00	5,420.30	(5,420.30)	+++	6,600.90
347.113	Culture CC Memberships, One Week	.00	.00	.00	821.40	.00	5,190.00	(5,190.00)	+++	6,447.10
347.116	Culture CC, Special Events	.00	.00	.00	.00	.00	1,892.45	(1,892.45)	+++	7,193.93
347.123	Culture CC Senior Trips/Tours	.00	.00	.00	90.00	.00	3,775.00	(3,775.00)	+++	98.50
347.125	Culture CC Booth Fee	.00	.00	.00	.00	.00	.00	.00	+++	500.00
347.126	Culture CC Mind & Body Classes	.00	.00	.00	3,667.00	.00	30,595.00	(30,595.00)	+++	52,151.00
347.127	Culture CC Non- Resident Membership	.00	.00	.00	3,965.20	.00	26,039.20	(26,039.20)	+++	46,212.74
347.128	Culture CC Resident Memberships	.00	.00	.00	23,642.65	.00	158,578.95	(158,578.95)	+++	228,832.80
347.129	Culture CC Coach Permits	.00	.00	.00	.00	.00	.00	.00	+++	1,220.00
347.180	Culture Office Supplies	.00	.00	.00	.00	.00	.00	.00	+++	161.60
347.199	Culture CC Credit Card Fees	.00	.00	.00	(2,941.75)	.00	(13,612.10)	13,612.10	+++	(17,287.77)
347 - Culture Totals		\$1,142,425.00	\$0.00	\$1,142,425.00	\$138,821.75	\$0.00	\$829,295.79	\$313,129.21	73%	\$1,011,783.61
Division 00 - . Totals		\$1,142,425.00	\$0.00	\$1,142,425.00	\$138,821.75	\$0.00	\$829,295.79	\$313,129.21	73%	\$1,011,783.61
Department 000 - . Totals		\$1,142,425.00	\$0.00	\$1,142,425.00	\$138,821.75	\$0.00	\$829,295.79	\$313,129.21	73%	\$1,011,783.61
REVENUE TOTALS		\$1,142,425.00	\$0.00	\$1,142,425.00	\$138,821.75	\$0.00	\$829,295.79	\$313,129.21	73%	\$1,011,783.61
Fund 001 - General Fund Totals										
REVENUE TOTALS		1,142,425.00	.00	1,142,425.00	138,821.75	.00	829,295.79	313,129.21	73%	1,011,783.61
EXPENSE TOTALS		.00	.00	.00	.00	.00	.00	.00	+++	.00
Fund 001 - General Fund Totals		\$1,142,425.00	\$0.00	\$1,142,425.00	\$138,821.75	\$0.00	\$829,295.79	\$313,129.21		\$1,011,783.61
Grand Totals										
REVENUE TOTALS		1,142,425.00	.00	1,142,425.00	138,821.75	.00	829,295.79	313,129.21	73%	1,011,783.61
EXPENSE TOTALS		.00	.00	.00	.00	.00	.00	.00	+++	.00
Grand Totals		\$1,142,425.00	\$0.00	\$1,142,425.00	\$138,821.75	\$0.00	\$829,295.79	\$313,129.21		\$1,011,783.61

**Pinecrest Gardens Revenues
FY 2018-Present**

347.300

	FY2018	FY2019	FY2020	FY2021	FY2022
October	\$ 87,443.94	\$ 159,277.30	\$ 51,674.33	\$ 35,413.56	\$ 120,551.14
November	\$ 67,618.75	\$ 32,203.39	\$ 112,668.57	\$ 33,563.16	\$ 154,247.36
December	\$ 65,955.15	\$ 109,984.35	\$ 136,215.50	\$ 146,743.69	\$ 228,960.70
January	\$ 40,591.94	\$ 57,626.46	\$ 109,193.23	\$ 65,023.82	\$ 93,963.02
February	\$ 38,735.91	\$ 56,961.89	\$ 43,630.72	\$ 45,724.98	\$ 62,258.25
March	\$ 80,607.97	\$ 69,960.32	\$ 47,487.74	\$ 61,847.88	\$ 147,394.91
April	\$ 53,043.40	\$ 52,603.25	\$ (3,996.21)	\$ 71,173.37	\$ 155,329.32
May	\$ 32,642.15	\$ 49,966.05	\$ (8,785.23)	\$ 68,457.73	
June	\$ 28,448.54	\$ 30,720.29	\$ 31,386.92	\$ 59,478.76	
July	\$ 56,053.59	\$ 69,628.97	\$ 14,999.48	\$ 50,123.66	
August	\$ 61,331.14	\$ 32,746.80	\$ 13,552.96	\$ 30,832.49	
September	\$ 28,142.77	\$ 26,443.55	\$ 22,636.10	\$ 39,341.74	
Totals Without Grants	\$ 640,615.25	\$ 748,122.62	\$ 570,664.11	\$ 707,724.84	\$ 962,704.70
Grants YTD	\$ 80,421.00	\$ 30,853.10	\$ 74,564.00	\$ 394,462.95	\$ 71,505.00
Donations YTD	\$ 1,700.00	\$ 35,900.00	\$ -	\$ 5,000.00	\$ -
Total Revenues incl Grants	\$ 722,736.25	\$ 814,875.72	\$ 645,228.11	\$ 1,107,187.79	\$ 1,034,209.70





Budget Performance Report

Fiscal Year to Date 04/30/22

Include Rollup Account and Rollup to Object

Account	Account Description	Adopted Budget	Budget Amendments	Amended Budget	Current Month Transactions	YTD Encumbrances	YTD Transactions	Budget - YTD Transactions	% Used/ Rec'd	Prior Year Total
REVENUE										
Fund 001 - General Fund										
Department 000 - .										
Division 00 - .										
347	Culture									
347.300	Culture Pincrest Gardens, Control	1,150,000.00	.00	1,150,000.00	.00	.00	.00	1,150,000.00	0	.00
347.301	Culture PG Corporate Sponsorship	.00	.00	.00	22,500.00	.00	108,000.00	(108,000.00)	+++	66,100.00
347.302	Culture PG Farmers Market	.00	.00	.00	3,200.00	.00	20,000.00	(20,000.00)	+++	20,462.40
347.308	Culture PG Memberships, Annual Passes	.00	.00	.00	2,355.00	.00	13,967.00	(13,967.00)	+++	15,925.00
347.309	Culture PG Concessions, Iguana Bite	.00	.00	.00	.00	.00	.00	.00	+++	20.10
347.310	Culture PG Concessions, Events	.00	.00	.00	6,137.50	.00	40,889.90	(40,889.90)	+++	49,043.05
347.312	Culture PG Banyan Bowl Ticket Sales	.00	.00	.00	9,221.71	.00	163,965.23	(163,965.23)	+++	23,612.34
347.313	Culture PG Fine Arts Festival, Booths	.00	.00	.00	.00	.00	8,245.55	(8,245.55)	+++	35.39
347.315	Culture PG Eggstravaganza, Tickets	.00	.00	.00	14,705.08	.00	24,780.48	(24,780.48)	+++	.00
347.316	Culture PG Eggstravaganza, Baskets	.00	.00	.00	.00	.00	(900.00)	900.00	+++	.00
347.317	Culture PG Eggstravaganza Booths	.00	.00	.00	.00	.00	1,360.00	(1,360.00)	+++	75.00
347.318	Culture PG Howl-O-Ween Parade Tickets	.00	.00	.00	.00	.00	9,171.50	(9,171.50)	+++	.00
347.319	Culture PG General Admissions	.00	.00	.00	15,903.02	.00	90,652.02	(90,652.02)	+++	164,382.38
347.320	Culture PG Senior Admissions	.00	.00	.00	997.63	.00	7,246.63	(7,246.63)	+++	8,159.00
347.325	Culture PG Movie Tickets	.00	.00	.00	.00	.00	3,977.37	(3,977.37)	+++	2,232.40
347.326	Culture PG Movie Concession	.00	.00	.00	.00	.00	608.42	(608.42)	+++	544.87
347.327	Culture PG Vending Machine Sales	.00	.00	.00	131.33	.00	330.75	(330.75)	+++	469.54
347.328	Culture PG Venue, Patio Rental	.00	.00	.00	(50.00)	.00	6,489.50	(6,489.50)	+++	9,089.50
347.330	Culture PG. Venue, Lakeview Rental	.00	.00	.00	1,850.00	.00	13,400.00	(13,400.00)	+++	12,150.00
347.331	Culture PG Venue, Meadows Rental	.00	.00	.00	.00	.00	9,242.00	(9,242.00)	+++	.00
347.333	Culture PG Venue Rental, Hibiscus Rental	.00	.00	.00	750.00	.00	3,023.00	(3,023.00)	+++	7,410.00
347.334	Culture PG Venue Rental, Plant Societie	.00	.00	.00	600.00	.00	4,605.00	(4,605.00)	+++	9,050.00
347.335	Culture PG Banyan Bowl Rental	.00	.00	.00	11,410.00	.00	40,394.61	(40,394.61)	+++	57,316.00
347.336	Culture PG Original Entrance Rental	.00	.00	.00	500.00	.00	3,552.00	(3,552.00)	+++	5,775.00
347.337	Culture PG Parking Lot Rental	.00	.00	.00	700.00	.00	2,736.00	(2,736.00)	+++	8,014.00
347.338	Culture PG Commercial Video - Photo	.00	.00	.00	300.00	.00	2,400.00	(2,400.00)	+++	6,100.00
347.339	Culture PG Girl Scouts Programs	.00	.00	.00	(30.00)	.00	1,270.00	(1,270.00)	+++	732.00
347.341	Culture PG Furniture Rental	.00	.00	.00	1,033.60	.00	1,340.80	(1,340.80)	+++	300.00
347.342	Culture PG Donations	.00	.00	.00	.00	.00	3,500.00	(3,500.00)	+++	300.00
347.343	Culture PG Fish Food	.00	.00	.00	2.00	.00	2.00	(2.00)	+++	20.00
347.344	Culture PG Merchandise	.00	.00	.00	.00	.00	.00	.00	+++	693.95
347.345	Culture PG Field Trips	.00	.00	.00	265.00	.00	265.00	(265.00)	+++	196.75
347.347	Culture PG Classes and Programs	.00	.00	.00	7,160.00	.00	64,227.05	(64,227.05)	+++	41,794.54
347.350	Culture PG Chili Cook-off Booths	.00	.00	.00	.00	.00	.00	.00	+++	125.00
347.351	Culture PG Chili Cook-off Admission	.00	.00	.00	.00	.00	.00	.00	+++	12.15
347.352	Culture PG Holiday Festival Booths	.00	.00	.00	.00	.00	5,410.00	(5,410.00)	+++	1,425.00



Budget Performance Report

Fiscal Year to Date 04/30/22

Include Rollup Account and Rollup to Object

Account	Account Description	Adopted Budget	Budget Amendments	Amended Budget	Current Month Transactions	YTD Encumbrances	YTD Transactions	Budget - YTD Transactions	% Used/ Rec'd	Prior Year Total
Fund 001 - General Fund										
REVENUE										
Department 000 - .										
Division 00 - .										
347	Culture									
347.354	Culture PG Nights of Lights Admission	.00	.00	.00	5,733.87	.00	241,512.02	(241,512.02)	+++	79,158.34
347.356	Culture PG Hammock Pavilion	.00	.00	.00	2,500.00	.00	10,150.00	(10,150.00)	+++	11,800.00
347.357	Culture PG Summer Camps	.00	.00	.00	41,578.00	.00	44,498.00	(44,498.00)	+++	62,107.00
347.358	Culture Secret Garden	.00	.00	.00	150.00	.00	1,111.00	(1,111.00)	+++	612.00
347.359	Culture PG Cypress Hall Rental	.00	.00	.00	8,600.00	.00	24,327.50	(24,327.50)	+++	39,813.50
347.360	Culture PG Cafe Sales	.00	.00	.00	.00	.00	2,777.99	(2,777.99)	+++	15,312.03
347.361	Culture PG Star Wars Ticket Sales	.00	.00	.00	349.00	.00	349.33	(349.33)	+++	8,332.68
347.362	Culture PG Star Wars Booth Sales	.00	.00	.00	70.00	.00	70.00	(70.00)	+++	.00
347.363	Culture PG Cottage Rental	.00	.00	.00	.00	.00	1.00	(1.00)	+++	.00
347.399	Culture PG Credit card fees	.00	.00	.00	(3,293.42)	.00	(16,243.95)	16,243.95	+++	(20,976.07)
347 - Culture Totals		\$1,150,000.00	\$0.00	\$1,150,000.00	\$155,329.32	\$0.00	\$962,704.70	\$187,295.30	84%	\$707,724.84
Division 00 - . Totals		\$1,150,000.00	\$0.00	\$1,150,000.00	\$155,329.32	\$0.00	\$962,704.70	\$187,295.30	84%	\$707,724.84
Department 000 - . Totals		\$1,150,000.00	\$0.00	\$1,150,000.00	\$155,329.32	\$0.00	\$962,704.70	\$187,295.30	84%	\$707,724.84
REVENUE TOTALS		\$1,150,000.00	\$0.00	\$1,150,000.00	\$155,329.32	\$0.00	\$962,704.70	\$187,295.30	84%	\$707,724.84
Fund 001 - General Fund Totals										
REVENUE TOTALS		1,150,000.00	.00	1,150,000.00	155,329.32	.00	962,704.70	187,295.30	84%	707,724.84
EXPENSE TOTALS		.00	.00	.00	.00	.00	.00	.00	+++	.00
Fund 001 - General Fund Totals		\$1,150,000.00	\$0.00	\$1,150,000.00	\$155,329.32	\$0.00	\$962,704.70	\$187,295.30	84%	\$707,724.84
Grand Totals										
REVENUE TOTALS		1,150,000.00	.00	1,150,000.00	155,329.32	.00	962,704.70	187,295.30	84%	707,724.84
EXPENSE TOTALS		.00	.00	.00	.00	.00	.00	.00	+++	.00
Grand Totals		\$1,150,000.00	\$0.00	\$1,150,000.00	\$155,329.32	\$0.00	\$962,704.70	\$187,295.30	84%	\$707,724.84



Leo Llanos, P.E.
Building Official
building@pinecrest-fl.gov

MEMORANDUM

Department of Building and Planning

DATE: May 31, 2022
TO: Yocelyn Galiano, ICMA-CM, Village Manager
FROM: Paul W. Buckler, R.A., Building Official
RE: Building Division MAY 2022 Monthly Report

Building permit activity increased by 59.1% through May as compared to last year, inspections have increased by 10.5% as compared to last year. The number of building code violations have increased by 21.2% through the month of May when compared to last year. The number of new homes increased by 38.7% through the month of May and valuation increased by 37.8%.

Coronavirus Special Report:

The Building Department is currently operating under limited interaction, distancing, and mask requirements for public patrons and employees. Plans review and permits for residential and commercial projects are proceeding under normal operations. Inspections for all permits is ongoing.





Leo Llanos, P.E.
 Building Official
 building@pinecrest-fl.gov

MEMORANDUM
 Department of Building and Planning

DATE: May 31, 2022
TO: Yocelyn Galiano, ICMA-CM, Village Manager
FROM: Paul W. Buckler, R.A., Building Official
RE: Building Division MAY 2022 Monthly Report

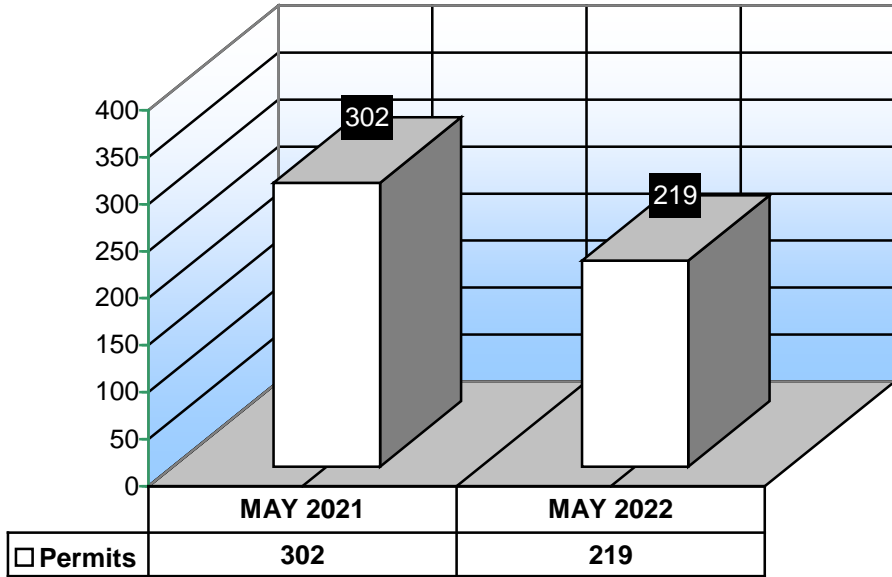
	MAY 2021	MAY 2022	10/01/20 - 05/31/2021 YTD	10/01/21 - 05/25/2022 YTD
PERMITS ISSUED:				
Building	177	119	724	1,135
Electrical	49	40	264	393
Mechanical	18	23	99	185
Plumbing / LPGX	58	37	254	421
TOTAL PERMITS ISSUED:	302	219	1,341	2,134
VALUE OF CONSTRUCTION	7,583,258	18,851,483	56,111,743	77,335,565
PERMITS FOR NEW HOUSES	5	6	31	43
CERTIFICATE OF OCCUPANCY & CC'S	5	3	34	18
CERTIFICATE OF USE & OCCUPANCY	0	1	6	2
BUILDING CODE CASES	13	4	52	63
INSPECTIONS:				
Building & Roofing	924	833	7,264	8,051
Electrical	167	166	1,395	1,411
Mechanical	70	74	531	674
Plumbing / LPGX	186	195	1,429	1,600
TOTAL INSPECTIONS:	1,347	1,268	10,619	11,736



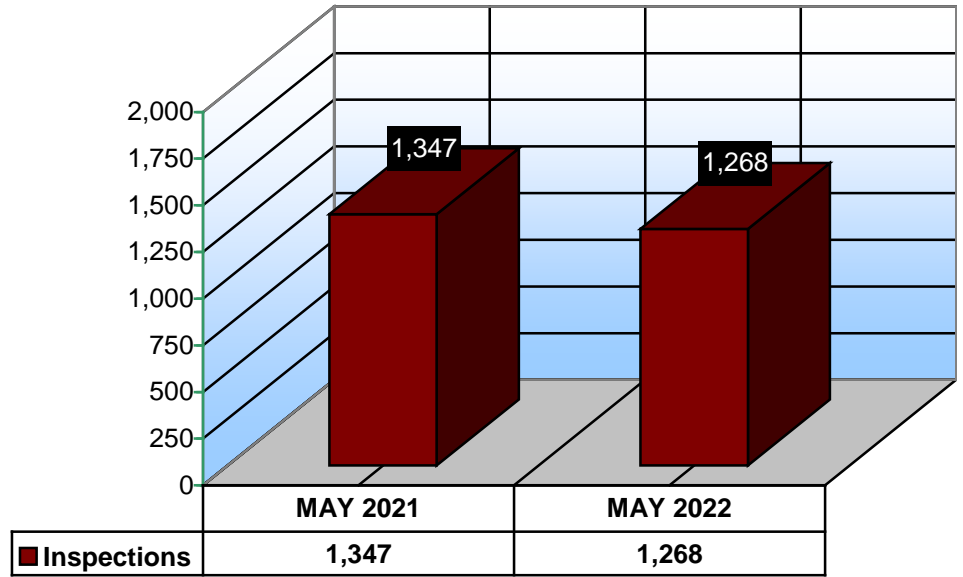
VILLAGE OF PINECREST
BUILDING & PLANNING DEPARTMENT

MAY 2022 MONTHLY REPORT
PERMITS AND INSPECTIONS

PERMITS ISSUED

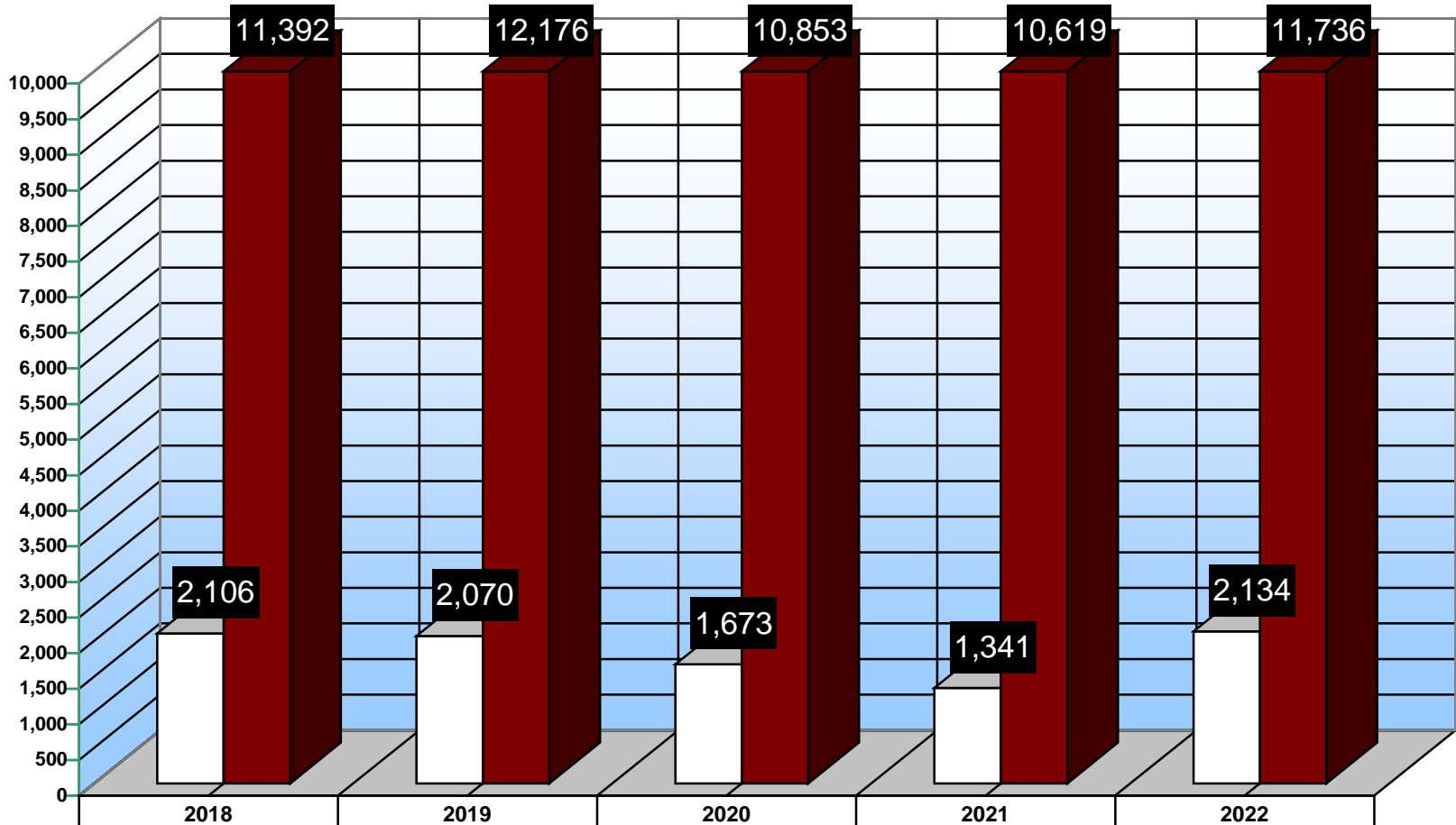


INSPECTIONS PERFORMED



VILLAGE OF PINECREST
BUILDING & PLANNING DEPARTMENT

HISTORICAL REPORT
PERMITS AND INSPECTIONS
FISCAL YEARS - 2018 TO 2022
OCTOBER 1ST THROUGH MAY 26TH

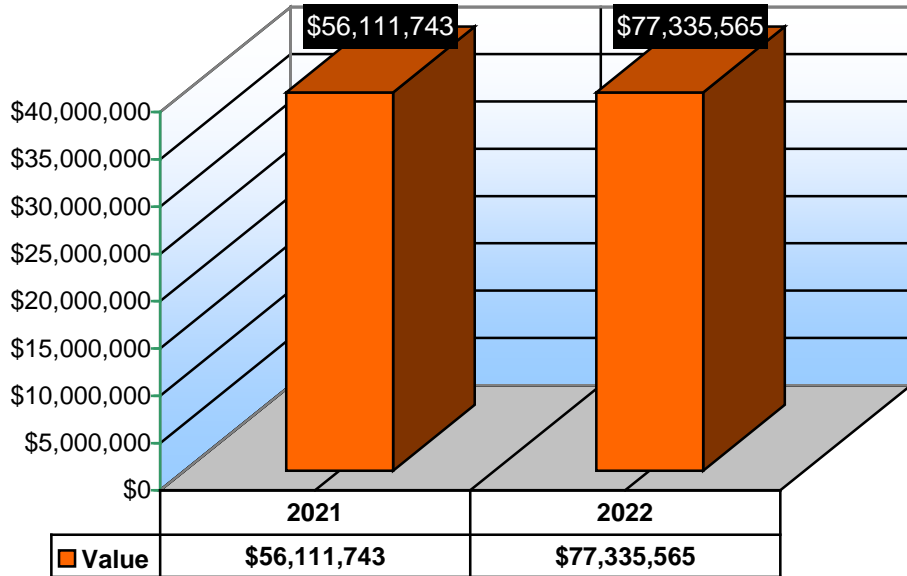


□ Permits	2,106	2,070	1,673	1,341	2,134
■ Inspections	11,392	12,176	10,853	10,619	11,736

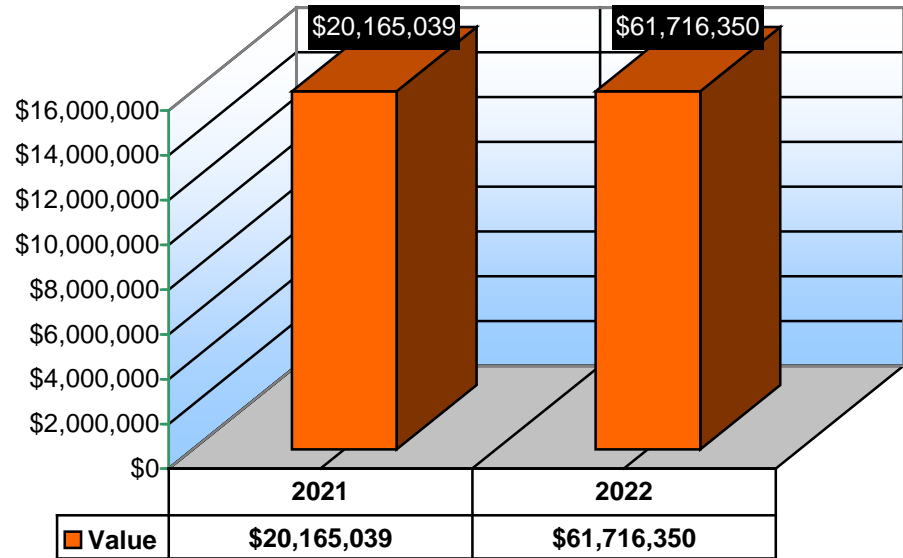
VILLAGE OF PINECREST
BUILDING & PLANNING DEPARTMENT

MAY 2022 MONTHLY REPORT
VALUE OF CONSTRUCTION & NUMBER OF NEW HOMES
FISCAL YEARS
OCTOBER 1ST THROUGH MAY 26TH

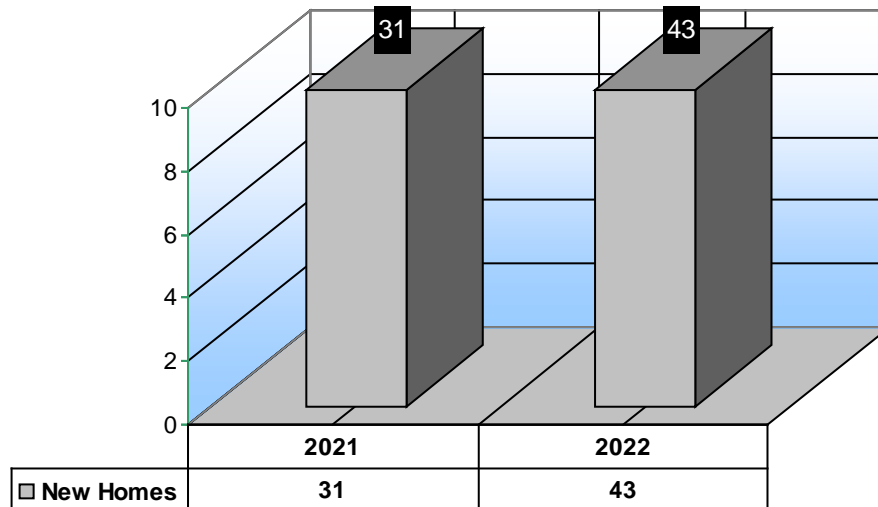
TOTAL VALUE OF CONSTRUCTION



VALUE OF CONSTRUCTION - NEW HOMES



NUMBER OF NEW HOMES PERMITTED





Stephen R. Olmsted, AICP
 Planning Director
 planning@pinecrest-fl.gov

MEMORANDUM

Department of Building and Planning

DATE: May 26, 2022
 TO: Yocelyn Galiano, ICMA-CM, LEED-GA, Village Manager
 FROM: Stephen R. Olmsted, AICP, LEED-GA, Planning Director
 RE: Planning Division – May 2022 - Monthly Report

	May 2022	10/1/2020 5/31/2021 YTD	10/1/2021 - 5/25/2022 YTD
PLANNING			
Zoning Compliance – Plans Review	297	2,308	2,612
Zoning Letters/Code Interpretations	47	463	368
Zoning Permits	24	181	211
CODE COMPLIANCE			
Code Cases Opened	144 (120 Proactive)	955	825
Code Compliance Reminders	79	430	412
Notices to Appear Issued	20	101	139
Notice of Violation - Building	4	52	64
Landscaping, Local Business Tax, and Foreclosure Inspections	315	1,926	2,375
Civil Violations	14	69	70
Special Magistrate Cases	15	138	149
Total Unclosed Cases (Active): 427	N/A	N/A	N/A
LICENSES			
Business Tax – NEW	47	110	159
Business Tax – RENEWAL	1	438	350
TOTAL LICENSES (* reflects new & renewal licenses)	48	548	509



Commercial and Residential Development/Redevelopment

Within the Village of Pinecrest, commercial and residential development and redevelopment have been approved and are occurring as follows:

1. Lexus of Kendall – Pre-owned – Kendall Toyota/Lexus of Kendall has applied for building permits for the construction of a one-story pre-owned sales building on the property located at 10601-10661 Pinecrest Parkway, immediately north of the C-100 Canal. Plans have been reviewed and review comments have been provided. The owners have submitted a preliminary plat for re-platting of the property that will be considered by the Village Council on June 8, 2022.
2. Temple Beth Am – Construction of a new two-story and three-story classroom building, and a new combined gymnasium, auditorium, cafeteria, and welcome center building is in progress.
3. Gulliver Schools, Inc. and Immanuel Presbyterian Church of Miami, Inc. – Development of a new church building and various academic buildings including a new classroom building, auditorium, gymnasium, and parking garage was approved by the Village Council on July 16, 2019. Construction of a new guardhouse and improvements to Kendall Drive are complete. Crossbridge Church has submitted plans for construction of a new church. Gulliver is preparing plans for construction of the new parking garage and classrooms.
4. Bindor Townhomes – GREC Pinecrest – Bindor Townhomes has applied for building permits for construction of the approved townhouse development project located at 7520 SW 100 Street. Review comments have been provided. Staff has met with the owner of the property and he is working toward completion of all outstanding items required for issuance of building permits.
5. Volvo Dealership - 8525 Pinecrest Parkway - The Building and Planning Department has received plans for the remodeling and conversion of the former Mitsubishi Dealership to a new Volvo Dealership. Plans have been approved and a building permit has been issued.

Economic Development

Market Assessment - Kevin Crowder/Business Flare has completed a draft market assessment for the Village of Pinecrest. A presentation to the Village Council was provided on September 21, 2021. The Market Assessment has been posted on the Building and Planning Department's web page and a copy of the Assessment has been provided to Mario Sacasa, Senior Vice President of the Miami-Dade Beacon Council, and to the Pinecrest Business Association.

Palmetto Senior High School Renovation

Renovation and reconstruction of Miami-Palmetto Senior High School is currently in progress. A progress report was considered by the Village Council on February 8, 2022.

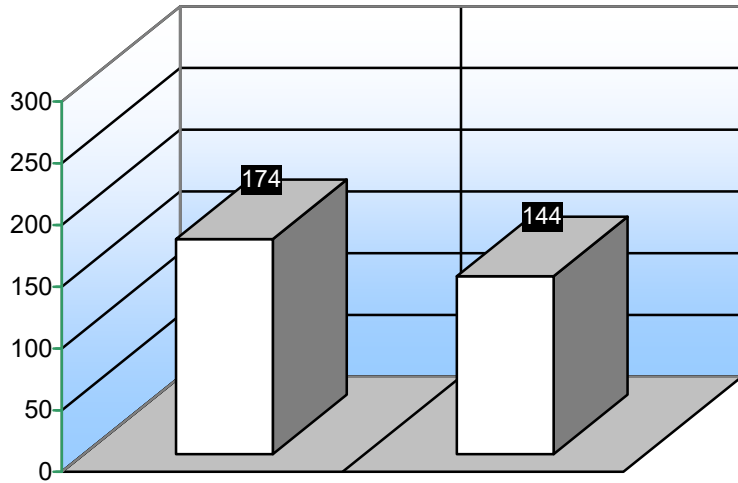
Pinecrest Parkway (US 1) Vision Plan Update

A Professional Services Agreement with MHCP Colab for consulting services in the update of the Pinecrest Parkway (US 1) Vision Plan has been approved and the first meeting of the Pinecrest Parkway Citizen's Committee has been scheduled for Thursday, June 9, 2022 at 5:30 p.m. at Evelyn Greer Park.

VILLAGE OF PINECREST
 BUILDING & PLANNING DEPARTMENT

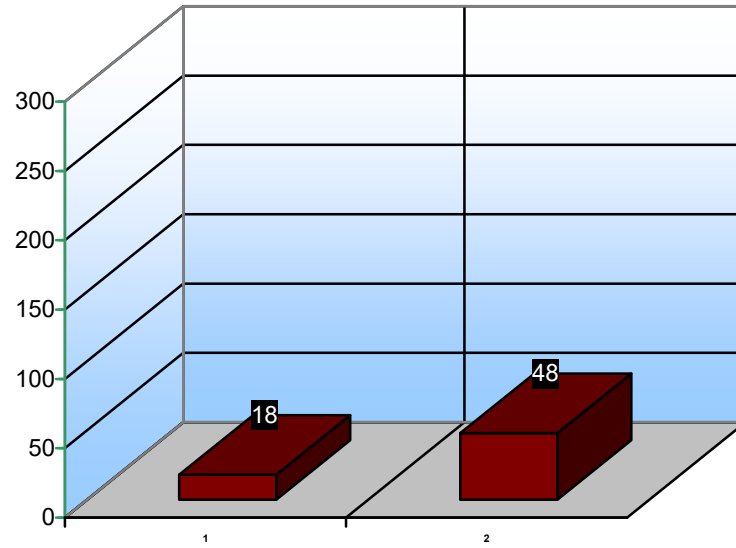
MAY 2022 MONTHLY REPORT
 CODE COMPLIANCE CASES OPENED AND BUSINESS TAX RECEIPTS ISSUED
 5/1/2022 - 5/25/2022

CODE CASES OPENED



	MAY 2021	MAY 2022
□ Code	174	144

BUSINESS TAX RECEIPTS ISSUED

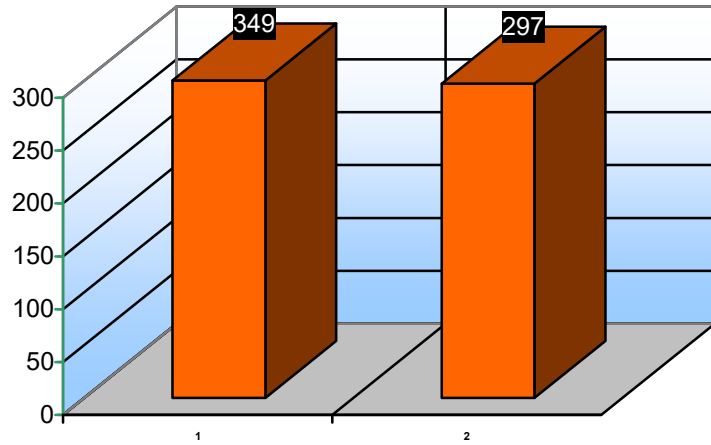


	MAY 2021	MAY 2022
■ Business Tax	18	48

VILLAGE OF PINECREST
 BUILDING & PLANNING DEPARTMENT

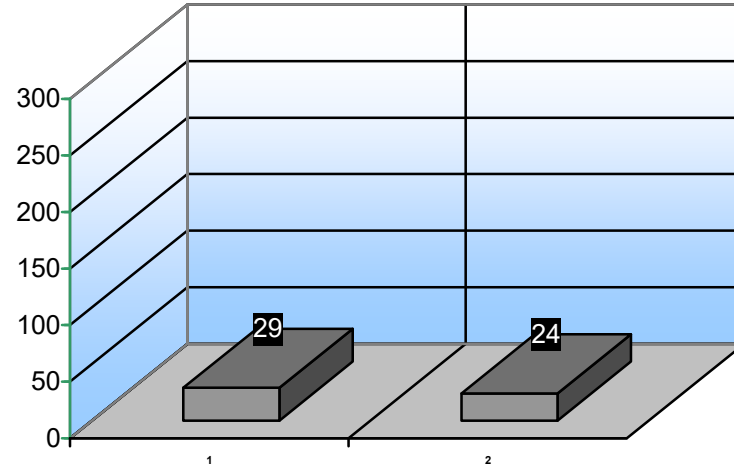
MAY 2022 MONTHLY REPORT
 ZONING COMPLIANCE PLANS REVIEWED AND ZONING PERMITS ISSUED
 5/1/2022 - 5/25/2022

ZONING PLANS REVIEWED



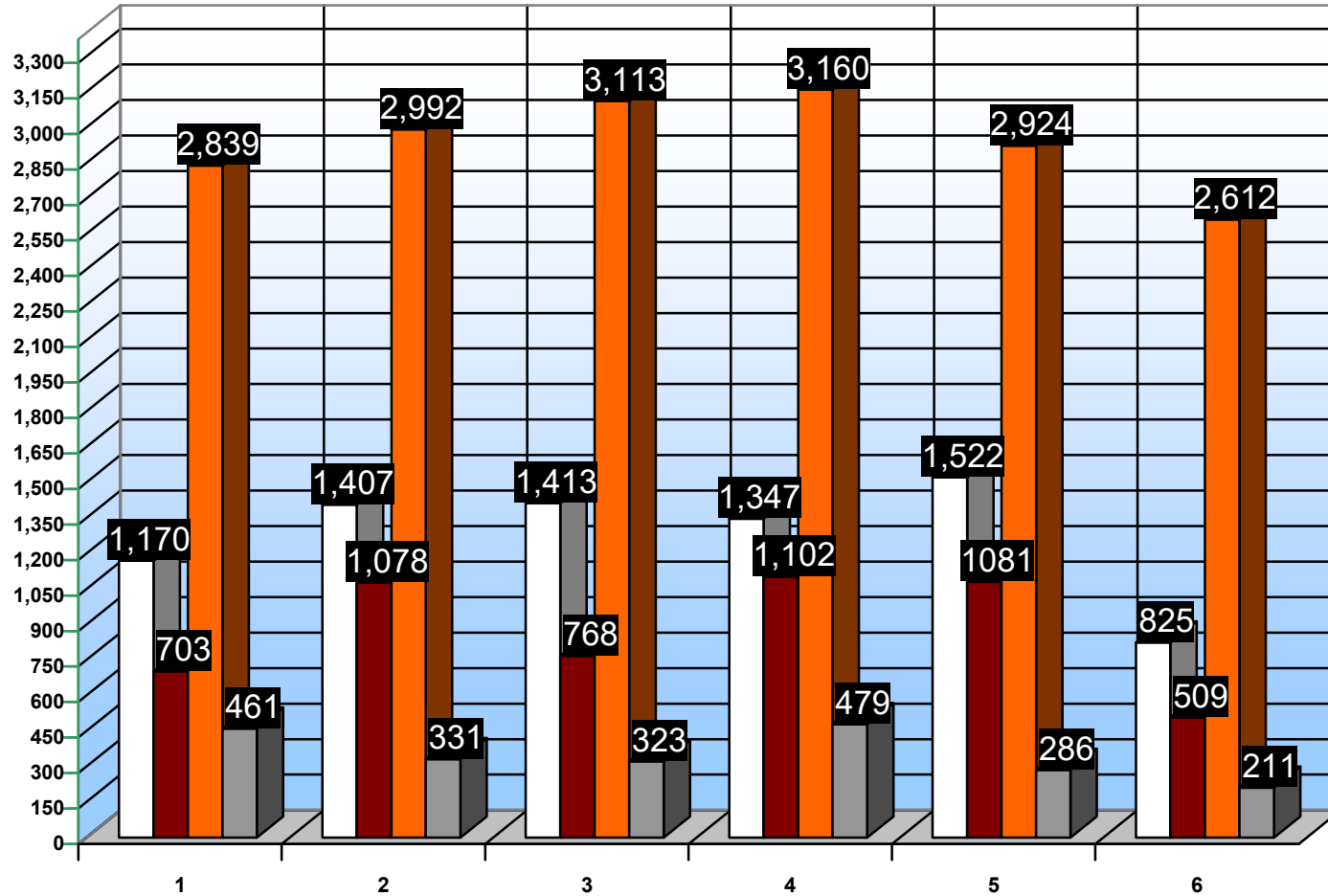
	MAY 2021	MAY 2022
Plan Review	349	297

ZONING PERMITS ISSUED



	MAY 2021	MAY 2022
Zoning Permits	29	24

**VILLAGE OF PINECREST BUILDING & PLANNING DEPARTMENT
 HISTORICAL REPORT
 CODE COMPLIANCE CASES OPENED, BUSINESS TAX RECEIPTS ISSUED
 ZONING COMPLIANCE PLANS REVIEWED AND ZONING PERMITS ISSUED
 FISCAL YEARS - 2017 TO 2022 - OCTOBER 1ST THROUGH SEPTEMBER 30TH**



	2016-2017	2017-2018	2018-2019	2019-2020	2020-2021	2021-2022
Code Cases	1,170	1,407	1,413	1,347	1,522	825
Business Tax	703	1,078	768	1,102	1,081	509
Plan Review	2,839	2,992	3,113	3,160	2,924	2,612
Zoning Permits	461	331	323	479	286	211



Robert C. Mattes, CPRE
Parks and Recreation Director
parks@pinecrest-fl.gov

MEMORANDUM

Department of Parks and Recreation

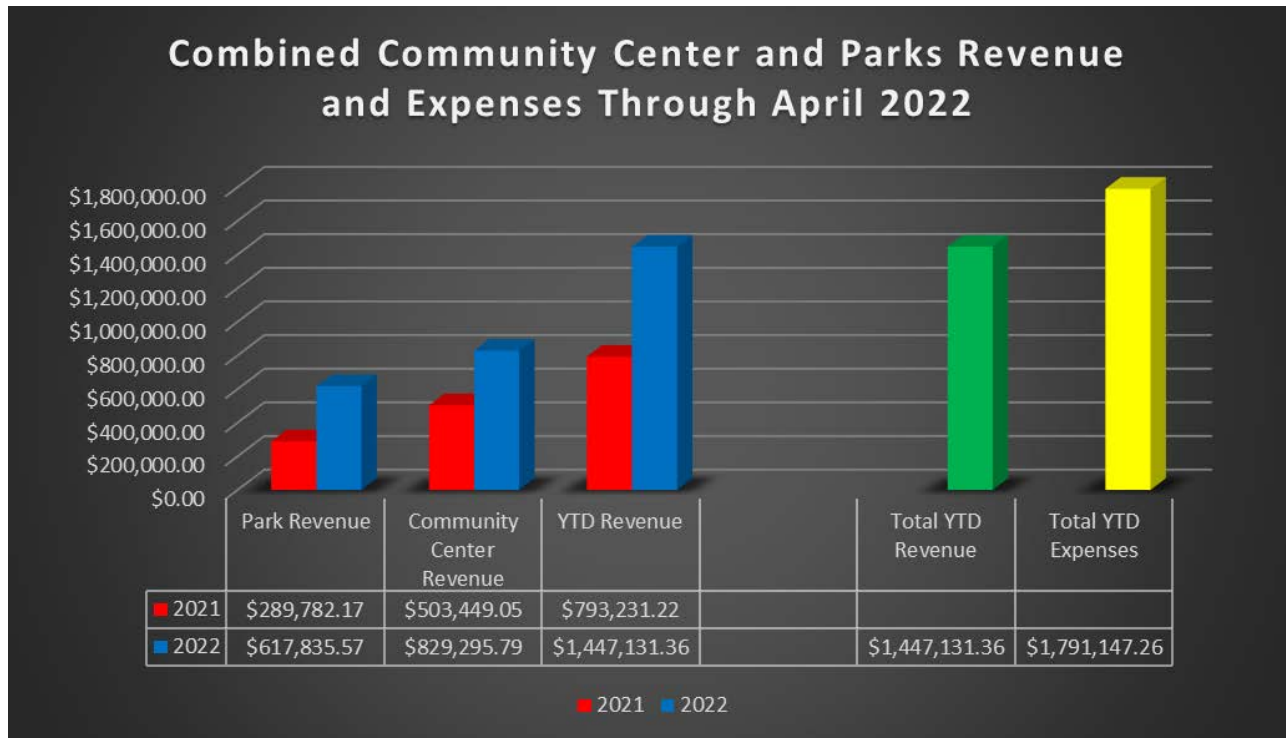
DATE: May 31, 2022
TO: Yocelyn Galiano, ICMA-CM, Village Manager
FROM: Robert C. Mattes, CPRE, CPSI, Parks and Recreation Director
RE: May 2022 Monthly Report

The Parks and Recreation Department is closing another successful after-school program season. The department is getting ready for eight summer camps to begin on June 13. Program providers continue to see growth in their participation numbers and they have been requesting additional space for programming. At this point, all available space at the community center and in the parks is at capacity during peak after-school hours. The department has seen 14,616 individual participants registered for programs from October 1 through May 31. On average, 500 unique Pinecrest households participate in Parks and Recreation programs each month. Pinecrest residents make up approximately 52% of total registered program participants. Fitness center memberships are recorded separately, Pinecrest residents regularly make up over 80% of all fitness center memberships.

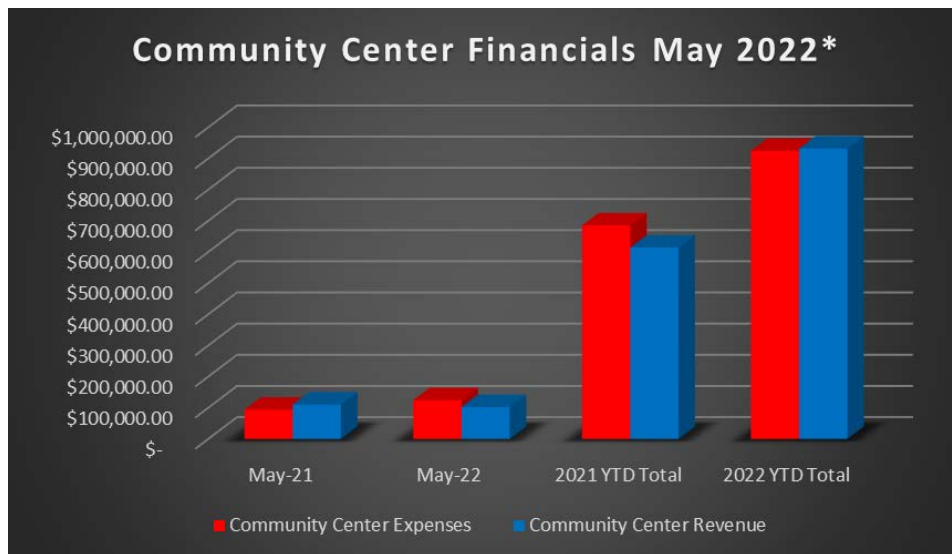
The department continues to work on sustainability practices throughout the park system. New LED lights have been installed around the walking track at Suniland Park. To date, the department has converted the following lights at Suniland Park to LED: the Howard Palmetto Hall of Fame Field lights, the multipurpose room and office lights, the exterior column lights around the building and now the lamps along the walking track.



The following graphics represent general performance metrics for the Parks and Recreation Department and Pinecrest Community Center.

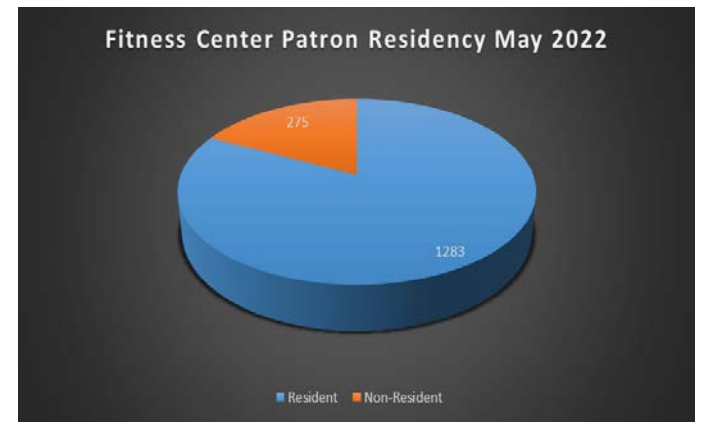
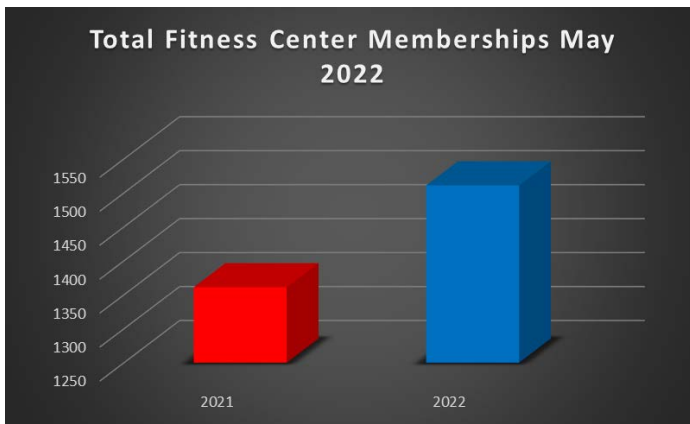
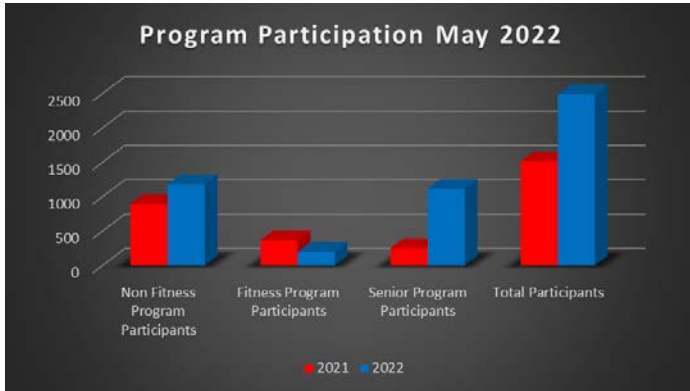


As of April 30, the Parks and Recreation Department was operating at **80.79% cost recovery**. 2022 Park expenses include the one-time fee of \$90,000 for the Parks and Recreation Master Plan expense.

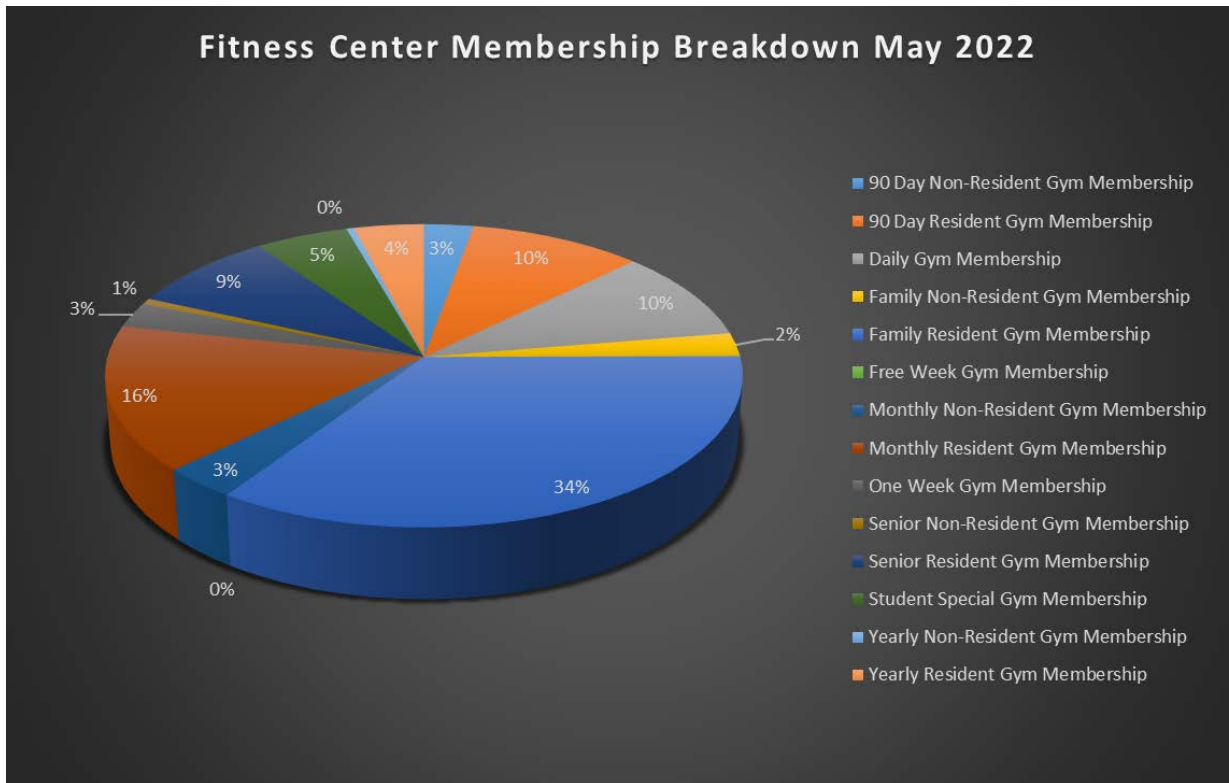


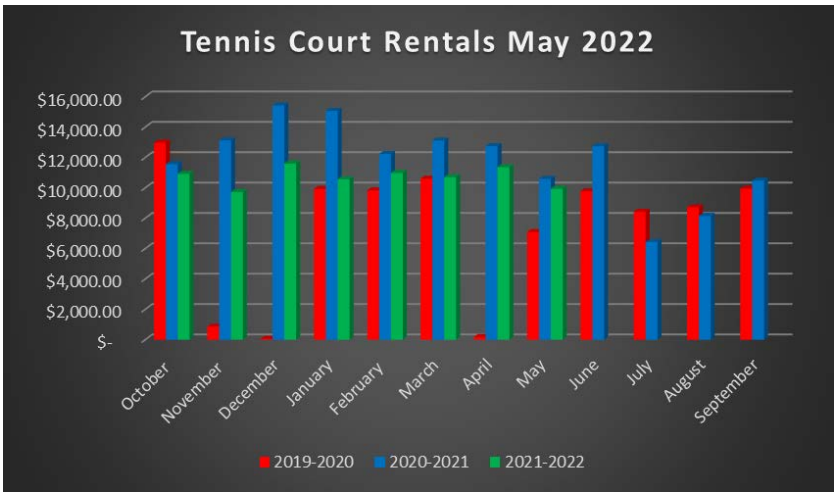
*Please note, the above graphic does not represent the final Community Center revenue or expenses for the month of May. Updated May revenue and expenses will be reported in the June report.

General Parks and Recreation Data

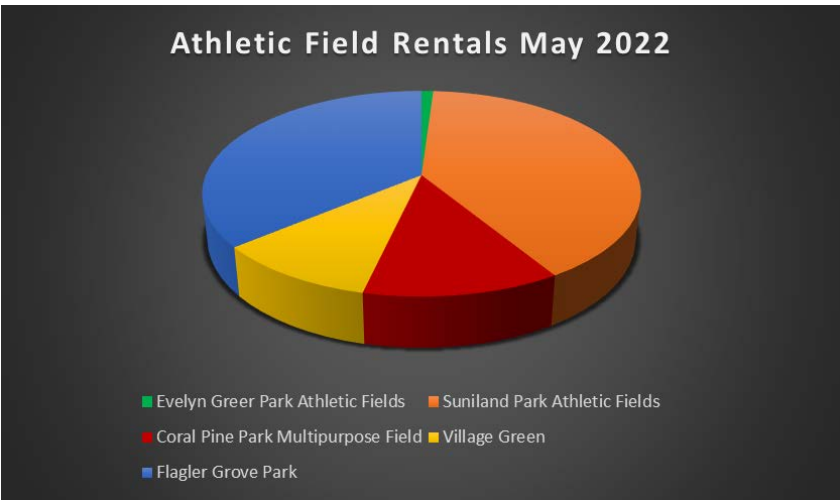


82.35% of Fitness Center Members are Pinecrest Residents





Tennis Court Use by Category	
Patron Rentals	327
Pro-Rentals	413
Parks and Rec Program	66
League Play	60
School Rental	0
Camp Program	0
Total Hours Used	866
Total Hours Unused	1738



The Pinecrest Parks and Recreation Department is proud to partner with various youth sport associations to offer a variety of opportunities for young people to learn new skills and develop their athletic proficiencies. The above field rental chart represents athletic field rentals outside of regular league play.

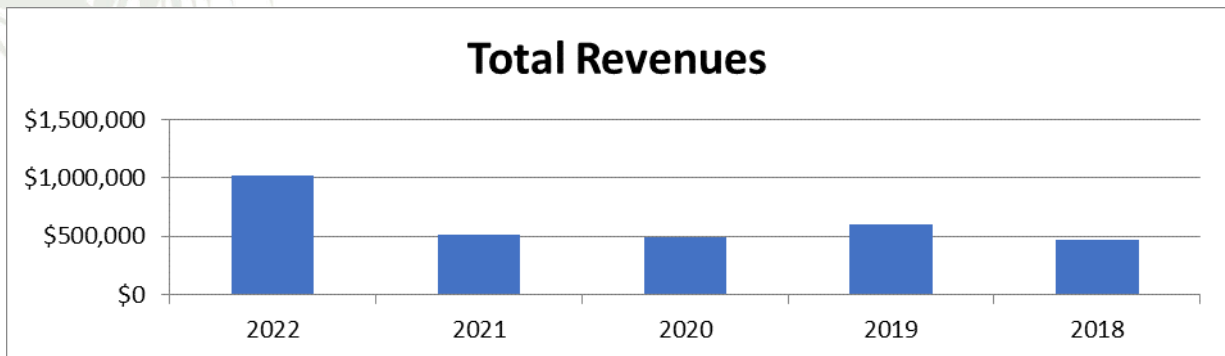
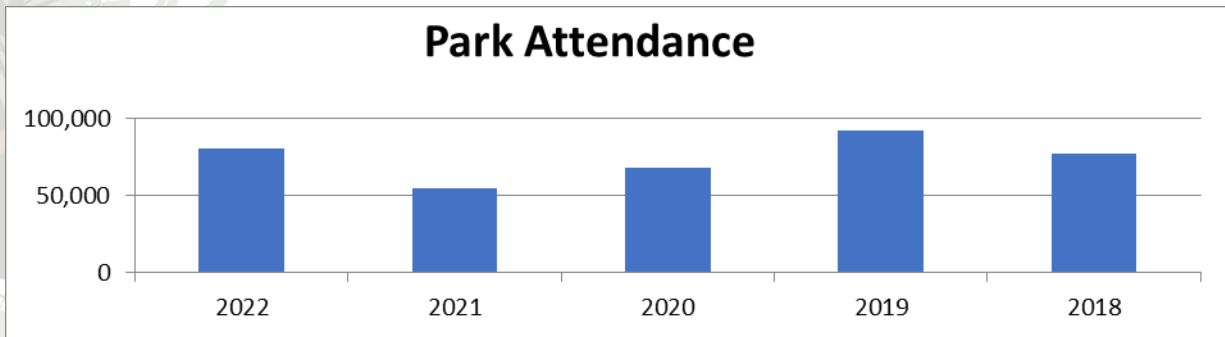
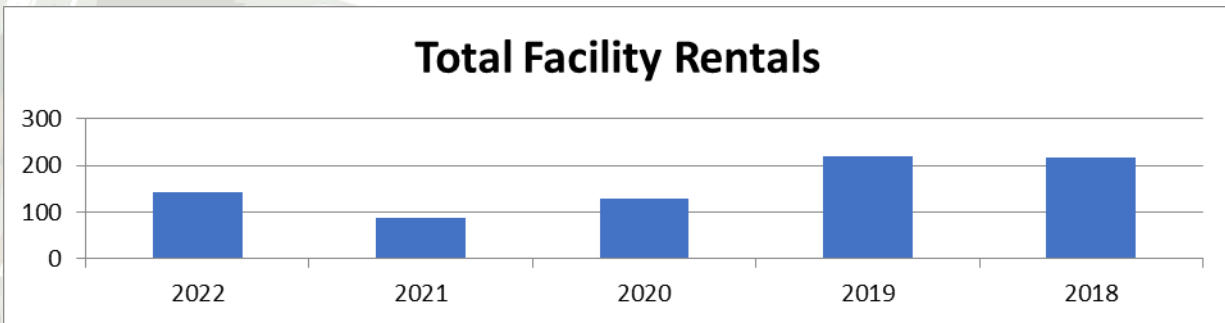


Alana S. Perez
Pinecrest Gardens Director
gardens@pinecrest-fl.gov

MEMORANDUM
Pinecrest Gardens

DATE: May 31, 2022
TO: Yocelyn Galiano, Village Manager
FROM: Alana Perez, Pinecrest Gardens Director
RE: Pinecrest Gardens May 2022 Monthly Report

The following charts highlight five-year performance measures, YTD through May.



ADDENDUM
(For Council Review)
May Highlights

Sponsorships/Grants

- Identified new Humanities Grant for living history presentation.
- Completed narratives for 23-24 State of Florida Cultural Grant.
- Contracted South Motors for an additional \$10,000 for the title sponsor of the new Tropical Nights series. They are increasing their commitment to Pinecrest Gardens by 40% in 22-23.
- NES \$40,000 for She Jazz Project and Gen Next Jam was confirmed by the NEA, and their press release was sent out.

Notable Details

- As of May 31, we have a total of 320 renewals (including sponsor seats) for 22-23 Jazz season. This gives us currently a 60% sell out factor before going on sale to the general public. These numbers are unprecedented in the industry.
- Contacted "Washed Ashore" to investigate next monumental art exhibit.
- Banyan Bowl 22-23 season is underway with 30% complete.
- We have exceeded \$1,000,000 in overall revenues.
- Hosted the Miami-Dade Cultural Affairs, All Kids Included steering committee meeting and conducted a tour of our new Upper Garden Project.
- We are still getting attendees to the Munro exhibit which will be ending next month.
- She Jazz gave their end of season concert which had a surprisingly good-sized audience of over 150 attendees, many of which were subscribers of the jazz series. The girls gave a beautiful concert.
- Contracted Grace Kelly to mentor She Jazz during her weekend performance next year.

Education

- Pinecrest Gardens blog: "Digging Pinecrest", topic this month included, "Endangered Species Day".
- Programming
 - Little Lizards: May theme was "Flowers" – 21 participants.
 - Educational Programming – Spring semester classes draw to a close.
 - Garden Workshops
 - 5/20 – Curious Gardner: Sip & Create, Painting Monarchs – 20 Attendees
 - 5/26 – Curious Gardner: Yoga & Gardens After Dark – 20 Attendees
- Other
 - New Rules & Park Etiquette for Map Brochure ongoing.
 - 5/17 – EAC Meeting
 - Signage for Nature Garden Trail for Upper Garden ongoing.
- Upcoming
 - 6/2 – Botanical Soap Making Workshop
 - 6/13 – Summer Camp Begins
 - 6/16 – Private Sip & Create Workshop
 - 6/17 – Public Sip & Create Workshop
 - 6/30 – Yoga & Gardens After Dark

Horticulture

Summertime heat has set in, stimulating landscape specimens into abundant growth and bloom, but also the excessive growth of weeds. Most landscape tasks have involved ongoing maintenance and keeping up with the planting needs.

- A large number of bromeliads were donated by Lynn Fichman for installation in the Garden Fund-supported Caribbean Garden, as part of a major redesign.
- The Gardens were visited by the Curator of the National Garden of Namibia, whose Miami stay was hosted by Montgomery Botanical Center.
- The Pinecrest Garden Club had its last work morning of the warm season in the Gardens, assisting the gardeners in a much-needed cleaning in and around the alligator grottos.
- The banyan tree received its annual pre-hurricane season trim, reducing the dangers of structural damage to it during storms, but also to the surrounding gardens, pathways, Splash 'n Play, and the Banyan Bowl.
- An area near the middle path intersection in the Lower Gardens is being redesigned to feature some eye-catching, unusual plantings, and to show off the beautiful old Cypress tree in its midst.

Banyan Bowl

Gardens Produced Shows

- 5/13 She Jazz concert – 150 attendees.

Co-produced Shows

- 5/1 WDNA auditions – estimated 100 attendees.
- 5/15 – Miami Music Project – estimated 50 attendees.
- 5/12 – Miami Palmetto Senior High Dance Department – estimated 350 attendees.

Outside Producers

- 5/6 & 7 – Gulliver Dance Department – estimated 400 attendees.
- 5/14 – Civic Choral of Greater Miami – estimated 300 attendees.
- 5/15 – Maria Verdeja School of the Arts – estimated 400 attendees.
- 5/18 – Arvida Middle School Band Department – estimated 500 people.
- 5/25 – Friendship Circle of Miami; Banyan Bowl & Hibiscus Room – estimated 250 attendees.
- 5/26 through 29 – Pinecrest Dance Project – estimated 600 people over 4 days.
- 5/31 – Devica Shah Dance Company – estimated 200 attendees.



David J. Mendez, P.E.
Public Works Director
publicworks@pinecrest-fl.gov

MEMORANDUM

Department of Public Works

DATE: June 1, 2022

TO: Yocelyn Galiano Gomez, ICMA-CM, LEED GA, Village Manager

FROM: David J. Mendez, P.E., Public Works Director

RE: Public Works Department May 2022 Monthly Report

Project Updates:

Street Trees

- 156 street trees have been planted this fiscal year, including 67 with the County Tree Grant of which the Village is responsible for 30 to pay for.

Drainage

- SW 58 Avenue Drainage Project–NTP issued 1/10/22; pre-con meeting held 2/2/2022; shop drawings approved; meeting with residents 3/31/22. Follow up meeting will be scheduled for May. Project has commenced.
- Palmetto Island Drainage Project – Field review with design staff held; meeting with residents held (2-24-22). Design in-progress. Quarterly report provided to FDEP. Field meeting with design consultant 6/2. Meeting with residents in 2 weeks.
- Deerman/Lamya Drainage Project between 98 & 96 (69 Avenue) – under design.

Streetscape Projects

- Decorative street sign installation commenced on October 2019 and completion is scheduled for 2022. The project is 78% complete.
- Village Monument Signs (5) – Demolition complete. All signs are constructed. All stone has been installed. Solar panels/power source installed. Pending installation of letters.

Grants

- FDOT County Incentive Grant Program (CIGP) application was submitted December 6.
- Vulnerability Assessment - grant submitted 2-28-22 – Approved for \$195,000 from FDEP
- Neat Street Tree Grant (2022) – tree grant application submitted
- TA Grant for Kendall Drive SUP submitted February 2022. Power point was prepared and submitted on 3/16/22 for presentation on 3/31/22.
- TA Grant for SW 77 Avenue Improvements submitted February 2022. Power point was prepared and submitted on 3/16/22 for presentation on 3/31/22.
- TA Grant for Red Road Safety submitted February 2022. Power point was prepared and submitted on 3/16/22 for presentation on 3/31/22.



Traffic Studies and Signals Updates:

- Transportation Master Plan – Council approved the 2020 prioritization list. Public Works is implementing the Council approved prioritization list.
- Wayside Market – County has allowed use of pre-pandemic ped counts – design is underway.
- Red Road Linear Park – Safety study received. Meeting with Rob Mattes and Robert Ruano on 1/27/22 to discuss grant application priorities. Submitted grant to FDOT (see above).

Traffic Calming

- Traffic Circle: SW 128 Street and 82 Avenue, per TMP; preliminary schematic returned 1 in favor, 1 against, pending Council policy.
- Radar speed limit sign: installation on Kendall Drive between US 1 and 67 Ave.– Installation commenced
- Radar speed limit sign: installation on Red Road (SB) south of 128 St.- Installation commenced
- US 1 and SW 100 Street – FDOT reviewing solutions for pedestrian cross NB Palmetto Entrance ramp
- MDC is reviewing the feasibility of a traffic circle at Red and Kendall.
- SW 132 Street and 82 Avenue – Ballot is prepared and will be issued this week.

Sidewalk/ Bikeways

- SW 136th St SUP Project (County) – substantially complete. County has not provided update on remediation for sub-standard landscaping.
- SW 136th St Bridge Replacement Project (County) – construction delayed for 8-12 months (from 9/2021) due to FPL conflict/relocation.
- SW 67 Ave SUP: from Howard Dr. to Kendall – budget estimate provided to VM
- Kendall Dr SUP: from Ludlam to Red Road – KimleyHorn (KH) chosen as design consultant, fee proposal approved by Council, contract signed, field review with design team held 2-17-22. Design in progress. Met with councilmembers to review design standards implemented on Howard Drive as an example of what is NOT intended for Kendall SUP. Meeting with consultant 6/3. Meeting with residents 6/13.
- SW 77 Avenue sidewalk: from 107 St to 104 St, per TMP – project is in the design phase. Grant was submitted for this project.
- SW 100 St from 72 Ave to 73 Ct. sidewalk installation – project is in the design phase; project will include new oak trees pending approval of contract by Council.
- SW 100 St from 57 Ave to 60 Ave sidewalk installation – feedback letters delivered to residents. All responses received have been in opposition to sidewalk on either side of the road.
- SRTS crosswalks striping installed.

Utilities, Plan Reviews, Inspections – for the month of May

- Permits Reviewed - 86
 - Building (BL) – 68
 - Public Works (PW) – 18
 - Tree Permits (PZ) – 26
 - PW Final Inspection - 24

Development Projects

- Regions Bank – all utility work in the ROW complete – restoration of SW 124th St complete except for pavement markings – no work has been accepted by PWD.
- Gulliver – all utility work in the ROW is complete - ROW restoration on Kendall is complete.
- Gulliver Phase 2 - has started
- TBAM - all utility work in the ROW complete except for Fire Hydrant relocations. Several issues with the proposed restoration of Kendall Drive and SW 60th Ave. On SW 60th Ave the contractor neglected to install a planned retaining wall – no work has been accepted by PWD. On Kendall the design is incompatible with existing conditions. Working with TBAM to include SUP in ultimate design.
- Crossbridge Church project to begin soon as dtemp d/w permit will be issued this week.
- Watermain Project – See attached weekly Progress Report
- Active FPL UG permits: 14

Maintenance Activities:

- Tree Crew
 - Tree canopy trimming Village wide is in progress.
 - Provide assistance to Downrite Engineering (Potable Water Project) to eliminate conflicts between equipment and tree canopy
 - Collect and dispose of palm fronds village wide. (on-going weekly)
- Pothole / Shoulder Repair – 1
- Sign Repair - 11
- Stormwater Drains Inspected - 50
- Shopping Carts Removed – 0
- Graffiti Removal – 0
- Sidewalk Installed – 325 sq ft

Additional Tasks

- Relocate cubicle furniture in Village Hall and remove unwanted furniture.
- Replace light bulbs in PD's kitchen, hallways and men's locker.
- Remove solar panel from Killian and Ludlam.
- Repair bathroom in Public Works
- Install sign for Code Enforcement and telecom.
- Install corkboard in mailroom.
- Inspect light in PD lobby.
- Repair bathroom in PD dispatch.
- Remove and reinstall license plates on Village vehicle.

Pinecrest Water Main Improvements Phase 1 Sub-Phase A

Week Ending/Date of completion	Street and Limits	Length of Main Installed (Ft)	Length of Main required (Ft.)	Percentage of Main installed	Number of Water Services Installed	Number of Water Services Required	Percentage of Water Services Installed	Fire Hydrants Installed	Fire Hydrants Required	Percentage of Fire Hydrants Installed	Pressure Testing	BAC-T's	AS-builts	WASD Conveyance	Swale Restoration	Road Restoration
01/14/22	SW 114th Terrace (from 60th Ave to 57th Ave.)	479	479	100%	6	6	100.0%	1	1	100.0%						
01/24/22	SW 114th Street (from 60th Ave to SW 61st Ct.)	680	900	76%	5	5	100.0%	1	1	100.0%						
01/28/22	SW 114th Street (from 60th Ave to SW 61st Ct.)	220	900	24%	0	0	0.0%	0	0	0.0%						
				100%			100%			100%						
01/28/22	SW 114th Street (from 61st Ct. to SW 62nd Ave)	382	382	100%	1	1	100.0%	1	1	100.0%						
02/04/22	SW 61st Ct. (from SW 114th St and SW 112th St)	160	180	89%	0	2	0.0%	0	0	0.0%						
02/11/22	SW 61st Ct. (from SW 114th St and SW 112th St)	20	180	11%	2	2	100.0%	0	0	0.0%						
				100%			100%			0%						
02/04/22	SW 60th Ct. (from SW 114th St and SW 112th St)	600	900	67%	1	8	12.5%	1	1	100.0%						
02/11/22	SW 60th Ct. (from SW 114th St and SW 112th St)	300	900	33%	7	8	87.5%	0	0	0.0%						
				100%			100%			100%						
Phase 1 Sub-Phase A: TOTALS		2841	2841	100%	22	22	100.0%	4	4	100.0%	✓	✓				

Pinecrest Water Main Improvements Phase 1 Sub-Phase B

Week Ending/Date of completion	Street and Limits	Length of Main Installed (Ft)	Length of Main required (Ft.)	Percentage of Main installed	Number of Water Services Installed	Number of Water Services Required	Percentage of Water Services Installed	Fire Hydrants Installed	Fire Hydrants Required	Percentage of Fire Hydrants Installed	Pressure Testing	BAC-T's	AS-builts	WASD Conveyance	Swale Restoration	Road Restoration
01/28/22	SW 108th Street (from 60th Ave. to 61st Ave.)	120	580	21%	0	4	0.0%	0	1	0.0%						
02/04/22	SW 108th Street (from 60th Ave. to 61st Ave.)	440	580	76%	4	4	100.0%	1	1	100.0%						
02/11/22	SW 108th Street (from 60th Ave. to 61st Ave.)	20	580	3%	0	4	0.0%	0	1	0.0%						
				100%			100.0%			100.0%						
02/04/22	SW 61st Ave. (from SW 108th St. to SW 109th St.)	300	410	73%	0	2	0.0%	0	0	0.0%						
02/11/22	SW 61st Ave. (from SW 108th St. to SW 109th St.)	60	410	15%	2	2	100.0%	0	0	0.0%						
02/18/22	SW 61st Ave. (from SW 108th St. to SW 109th St.)	30	410	7%	0	0	0.0%	0	0	0.0%						
02/25/22	SW 61st Ave. (from SW 108th St. to SW 109th St.)	20	410	5%	0	0	0.0%	0	0	0.0%						
				100%			100.0%			0.0%						
2/11/2022	SW 108th Street (from 61st Ave. to 62nd Ave.)	635	645	98%	3	3	100.0%	1	1	100.0%						
2/18/2022	SW 108th Street (from 61st Ave. to 62nd Ave.)	10	645	2%	0	0	0.0%	0	0	0.0%						
				100%			100.0%			100.0%						
2/18/2022	SW 108th Street (from SW 60th Ave. to SW 58th Ave.)	960	1240	77%	9	13	69.2%	2	2	100.0%						
2/25/2022	SW 108th Street (from SW 60th Ave. to SW 58th Ave.)	280	1240	23%	4	13	30.8%	0	0	0.0%						
				100%			100.0%			100.0%						
2/18/2022	SW 61st Ave.(from SW 106th St. to SW 108th St.)	364	384	95%	2	2	100.0%	0	0	0.0%						
2/25/2022	SW 61st Ave.(from SW 106th St. to SW 108th St.)	20	384	5%	0	0	0.0%	0	0	0.0%						
				100%			100.0%			0.0%						
2/25/2022	SW 106th Street (from SW 60th Ave. to SW 61st Ave.)	600	614	98%	3	4	75.0%	1	1	100.0%						
3/4/2022	SW 106th Street (from SW 60th Ave. to SW 61st Ave.)	14	614	2%	1	4	25.0%	0	1	0.0%						
				100%			100.0%			100.0%						
2/25/2022	SW 58th Ave (from SW 107th St. to SW 108th St.)	413	413	100%	2	2	100.0%	1	1	100.0%						
3/4/2022	SW 107th Street (from SW 58th Ave. to SW 60th Ave.)	800	1380	58%	8	14	57.1%	2	3	66.7%						
3/11/2022	SW 107th Street (from SW 58th Ave. to SW 60th Ave.)	580	1380	42%	6	14	42.9%	1	3	33.3%						
				100%			100.0%			100.0%						
3/4/2022	SW 60th Ave.(from SW 105th St. to SW 108th St.)	460	835	55%	2	2	100.0%	2	2	100.0%						
3/11/2022	SW 60th Ave.(from SW 105th St. to SW 108th St.)	375	835	45%	0	0	0.0%	0	0	0.0%						
				100%			100.0%			100.0%						
3/11/2022	SW 60th Ave.(from SW 108th St. to SW 111th St.)	400	1015	39%	2	8	25.0%	1	2	50.0%						
3/18/2022	SW 60th Ave.(from SW 108th St. to SW 111th St.)	180	1015	18%	1	8	12.5%	0	2	0.0%						
3/25/2022	SW 60th Ave.(from SW 108th St. to SW 111th St.)	435	1015	43%	5	8	62.5%	1	2	50.0%						
				100%			100.0%			100.0%						
Phase 1 Sub-Phase B: TOTALS		7516	7516	100%	54	54	100.0%	13	13	100.0%						

Pinecrest Water Main Improvements Phase 1 Sub-Phase C

Week Ending/Date of completion	Street and Limits	Length of Main Installed (Ft.)	Length of Main required (Ft.)	Percentage of Main installed	Number of Water Services Installed	Number of Water Services Required	Percentage of Water Services Installed	Fire Hydrants Installed	Fire Hydrants Required	Percentage of Fire Hydrants Installed	Pressure Testing	BAC-T's	AS-builts	WASD Conveyance	Swale Restoration	Road Restoration
03/11/22	SW 116th Street (from SW 67th Ave. to SW 62nd Ave.)	180	2060	9%	2	23	8.7%	1	4	25.0%						
03/18/22	SW 116th Street (from SW 67th Ave. to SW 62nd Ave.)	580	2060	28%	5	23	21.7%	1	4	25.0%						
3/25/2022	SW 116th Street (from SW 67th Ave. to SW 62nd Ave.)	740	2060	36%	5	23	21.7%	1	4	25.0%						
4/1/2022	SW 116th Street (from SW 67th Ave. to SW 62nd Ave.)	490	2060	24%	11	23	47.8%	1	4	25.0%						
5/7/2022	SW 116th Street (from SW 67th Ave. to SW 62nd Ave.)	70	2060	3%	0	23	0.0%	0	4	0.0%						
				100%			100%			100%						
3/25/2022	SW 64th Ave. (from SW 113th St. to S Mitchell Manor Circle.)	120	1560	8%	0	5	0.0%	0	2	0.0%						
4/1/2022	SW 64th Ave. (from SW 113th St. to S Mitchell Manor Circle.)	880	1560	56%	4	5	80.0%	1	2	50.0%						
4/8/2022	SW 64th Ave. (from SW 113th St. to S Mitchell Manor Circle.)	520	1560	33%	1	5	20.0%	1	2	50.0%						
5/7/2022	SW 64th Ave. (from SW 113th St. to S Mitchell Manor Circle.)	40	1560	3%	0	5	0.0%	0	2	0.0%						
				100%			100.0%			100.0%						
4/8/2022	SW 114th Street (from SW 65th Ave. to SW 62nd Ave.)	340	410	83%	2	2	100.0%	0	0	0.0%						
4/29/2022	SW 114th Street (from SW 65th Ave. to SW 62nd Ave.)	50	410	12%	0	2	0.0%	0	0	0.0%						
				95%			100.0%			0.0%						
4/8/2022	SW 64th Ave. (from SW 120 St. to S Mitchell Manor Circle.)	210	210	100%	0	0	0.0%	0	0	0.0%						
				100%			0.0%			0.0%						
4/15/2022	S Mitchell Manor Circle (from SW 64th Ave. to SW 118th St.) - East Side	640	700	91%	3	3	100.0%	1	1	100.0%						
4/29/2022	S Mitchell Manor Circle (from SW 64th Ave. to SW 118th St.) - East Side	40	700	6%	0	3	0.0%	0	1	0.0%						
				97%			100.0%			100.0%						
4/15/2022	S Mitchell Manor Circle (from SW 64th Ave. to SW 118th St.) - West Side	180	700	26%	0	4	0.0%	1	1	100.0%						
4/22/2022	S Mitchell Manor Circle (from SW 64th Ave. to SW 118th St.) - West Side	520	700	74%	4	4	100.0%	0	1	0.0%						
				100%			100.0%			100.0%						
4/22/2022	SW 118th St. (from S Mitchell Manor Circle to SW 66th Ave.)	180	180	100%	2	2	100.0%	1	1	100.0%						
				100%			100.0%			100.0%						
4/22/2022	S Mitchell Manor Circle (from SW 64th Ave. to SW 118th St.) - North Side	180	340	53%	1	2	50.0%	1	1	100.0%						
				53%			50.0%			100.0%						
4/15/2022	SW 113th St (from SW 65 Ave. to SW 62nd Ave.)	860	2060	42%	4	10	40.0%	2	3	66.7%						
4/22/2022	SW 113th St (from SW 65 Ave. to SW 62nd Ave.)	1160	2060	56%	2	10	20.0%	1	3	33.3%						
4/29/2022	SW 113th St (from SW 65 Ave. to SW 62nd Ave.)	40	2060	2%	4	10	40.0%	0	3	0.0%						
				100%			100.0%			100.0%						
4/29/2022	SW 65th Ave (from SW 114th St to SW 112th St.)	600	640	94%	3	3	100.0%	1	1	100.0%						
5/7/2022	SW 65th Ave (from SW 114th St to SW 112th St.)	40	640	6%	0	3	0.0%	0	1	0.0%						
				100%			100.0%			100.0%						
4/29/2022	SW 118th St (from SW 62nd Ct to SW 62nd Ave.)	150	170	88%	0	0	0.0%	0	0	0.0%						
				88%			0.0%			0.0%						
4/29/2022	SW 62nd Ct (from SW 118th St to SW 117 Ter.)	255	285	89%	1	1	100.0%	0	0	0.0%						
				89%			100.0%			0.0%						
Phase 1 Sub-Phase C: Sub Total		9065	9915	91%	54	56	96%	14	15	93%						


Pinecrest Water Main Improvements Phase 1 Sub-Phase D

Week Ending/Date of completion	Street and Limits	Length of Main Installed (Ft)	Length of Main required (Ft.)	Percentage of Main installed	Number of Water Services Installed	Number of Water Services Required	Percentage of Water Services Installed	Fire Hydrants Installed	Fire Hydrants Required	Percentage of Fire Hydrants Installed	Pressure Testing	BAC-T's	AS-builts	WASD Conveyance	Swale Restoration	Road Restoration
04/29/22	SW 110th Street (from SW 63rd Ave to SW 65th Ave.)	240	1340	18%	0	9	0.0%	0	3	0.0%						
05/07/22	SW 110th Street (from SW 63rd Ave to SW 65th Ave.)	1060	1340	79%	3	9	33.3%	1	3	33.3%						
5/13/2022	SW 110th Street (from SW 63rd Ave to SW 65th Ave.)	0	1340	0%	0	9	0.0%	2	3	66.7%						
5/20/2022	SW 110th Street (from SW 63rd Ave to SW 65th Ave.)	40	1340	3%	3	9	33.3%	0	3	0.0%						
				100%			67%			100%						
04/29/22	SW 63rd Ave (from SW 110th St to SW 106th St.)	180	1430	13%	0	8	0.0%	0	2	0.0%						
05/07/22	SW 63rd Ave (from SW 110th St to SW 106th St.)	1000	1430	70%	1	8	12.5%	1	2	50.0%						
5/13/2022	SW 63rd Ave (from SW 110th St to SW 106th St.)	230	1430	16%	1	8	12.5%	1	2	50.0%						
5/20/2022	SW 63rd Ave (from SW 110th St to SW 106th St.)	20	1430	1%	2	8	25.0%	0	2	0.0%						
				100%			50%			100%						
05/07/22	SW 109th St (from SW 63rd Ave to SW 67th Ave.)	840	1705	49%	8	17	47.1%	2	4	50.0%						
05/13/22	SW 109th St (from SW 63rd Ave to SW 67th Ave.)	860	1705	50%	9	17	52.9%	2	4	50.0%						
				100%			100%			100%						
05/13/22	SW 64th Ave (from SW 112th St to SW 110th St)	600	630	95%	2	2	100.0%	1	1	100.0%						
				95%			100%			100%						
05/13/22	SW 111th St (from SW 110th St to SW 65 Ave)	220	370	59%	0	3	0.0%	0	1	0.0%						
05/20/22	SW 111th St (from SW 110th St to SW 65 Ave)	150	370	41%	1	3	33.3%	1	1	100.0%						
				100%			33%			100%						
05/20/22	SW 65th Ave (from SW 109th St to SW 112 St)	400	420	95%	2	3	66.7%	0	0	#DIV/0!						
				95%			67%			#DIV/0!						
05/20/22	SW 107th St (from SW 63rd Ave to SW 65th Ave)	840	1380	61%	4	19	21.1%	2	3	66.7%						
05/27/22	SW 107th St (from SW 63rd Ave to SW 65th Ave)	540	1380	39%	12	19	63.2%	1	3	33.3%						
				100%			84%			100%						
05/20/22	SW 106th St (from SW 63rd Ave to SW 65th Ave)	500	1400	36%	3	12	25.0%	1	3	33.3%						
05/27/22	SW 106th St (from SW 63rd Ave to SW 65th Ave)	640	1400	36%	5	12	41.7%	1	3	33.3%						
				71%			67%			67%						
05/20/22	SW 108th St (from SW 63rd Ave to SW 62nd Ave)	340	340	100%	1	1	100.0%	0	0	0.0%						
				100%			100%			0%						
05/27/22	SW 64th Ave (from SW 106 St to SW 104 St)	240	680	35%	1	3	33.3%	0	1	0.0%						
				35%			33%			0%						
05/27/22	Killian Park Rd (from SW 112th to SW 110th St)	400	1020	39%	4	7	57.1%	1	2	50.0%						
				39%			57%			50%						
Phase 1 Sub-Phase D: Sub Total		9,340	12,810	73%	62	85	73%	17	30	57%						



Jason Cohen
Chief of Police
police@pinecrest-fl.gov

MEMORANDUM
Department of Police

DATE: May 16, 2022
TO: Yocelyn Galiano, ICMA-CM Village Manager
FROM: Jason Cohen, Chief of Police 
RE: **Police Department April 2022 Monthly Report**

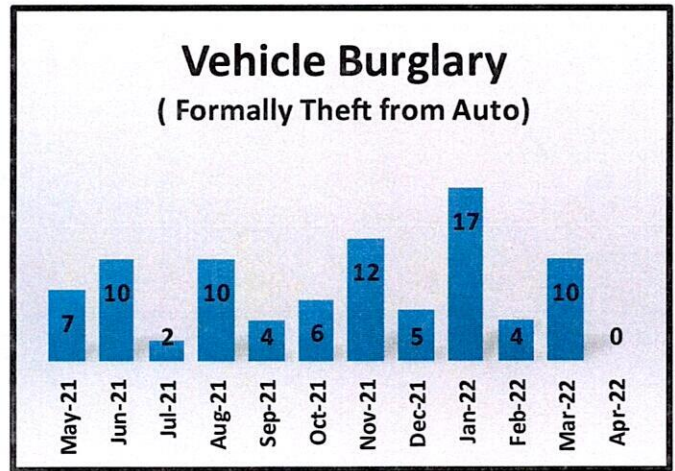
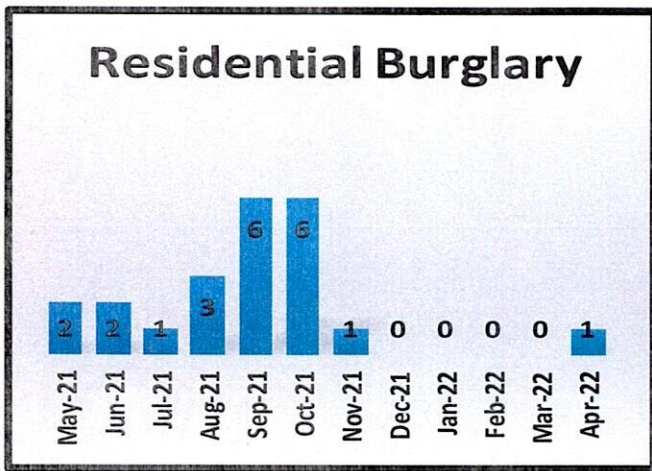
	Apr-21	Apr - 22	Jan - Apr 21	Jan- Apr 22
BAKER ACT-MENTAL	5	5	11	12
DECEASED PERSON	4	0	7	3
DISTURBANCE	56	38	253	216
DOMESTIC VIOLENCE	1	2	6	9
FALSE ALARMS	105	105	421	412
FRAUD/ECONOMIC CRIMES	13	8	36	28
FIELD INTERVIEWS	2	2	5	8
FOUND PROPERTY	3	0	9	2
MISSING PERSONS	1	0	1	2
NARCOTIC VIOLATIONS	0	0	2	0
INDECENT EXPOSURES	1	0	2	0
LEWD & LASCIVIOUS ACT	0	0	0	1
SIMPLE ASSAULT	6	1	12	10
SUSPICIOUS PERSON-VEHICLE	11	2	30	14
THEFT	10	11	48	62
VANDALISM	2	6	10	18
VEHICLE RECOVERY	2	0	3	2
WARRANT ARRESTS	0	3	3	8
WEAPONS VIOLATION	0	0	0	0



UCR CRIME FOR PINECREST (Rolling 12 Months)

Types of Crimes	May 2021	June 2021	July 2021	Aug 2021	Sept 2021	Oct 2021	Nov 2021	Dec 2021	Jan 2022	Feb 2022	Mar 2022	Apr 2022
Homicide	0	0	0	0	0	0	0	0	0	0	0	0
Forcible Rape	0	0	0	0	1	0	0	0	0	1	0	0
Robbery	1	0	0	0	0	1	1	0	0	1	0	0
Aggravated Assault	0	1	3	1	0	1	1	1	0	2	1	1
Burglary	3	2	1	3	6	6	3	0	0	0	0	1
Larceny	23	18	16	22	21	28	26	32	39	22	22	11
Arson	0	0	0	0	0	0	0	0	0	0	0	0
Auto Theft	2	4	1	2	4	5	5	2	4	1	0	1
Total Part 1	29	25	21	28	32	41	36	35	43	27	23	14

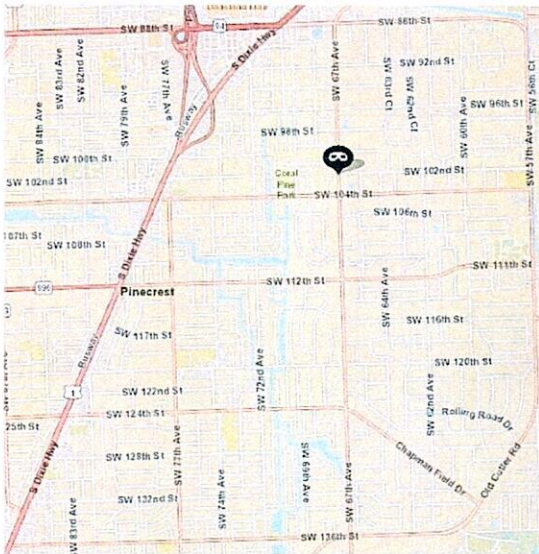
NOTE: Totals are subject to revision as the result of follow up investigation or reclassification by the detective bureau, and therefore may not accurately reflect the final official figures subsequently submitted to FDLE.



DETECTIVE BUREAU

The Criminal Investigation Section received a total of 21 cases for the month of April 2022. All were assigned to a member of the Investigations Section for follow-up. Thirteen cases were reclassified as inactive due to insufficient investigative leads, or no further police action required. Two cases were exceptionally cleared and two were cleared by arrest.

Residential Burglaries



Vehicle Burglary (Formally Theft from Motor Vehicle)



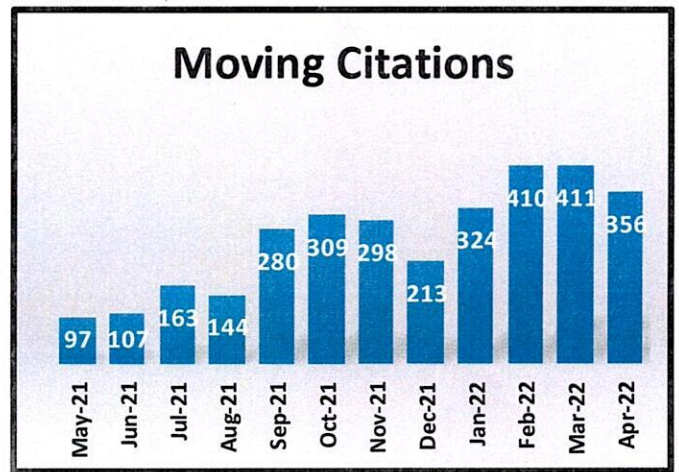
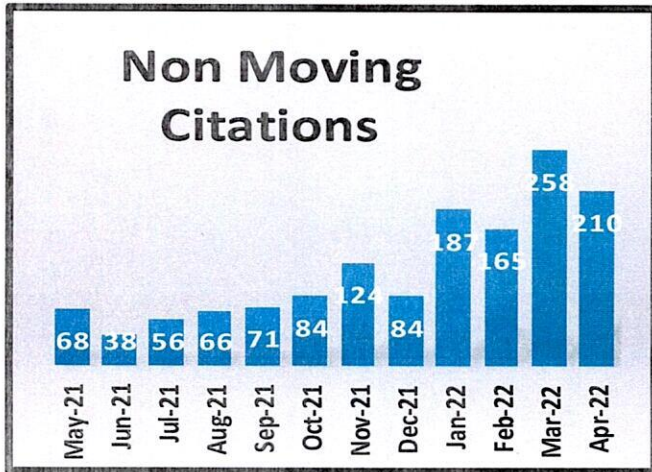
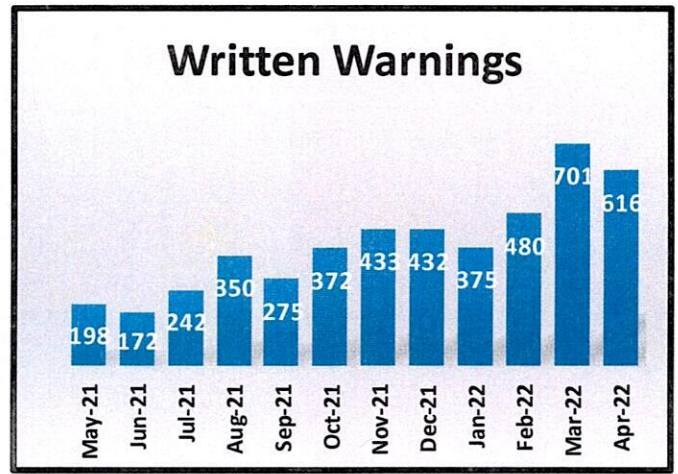
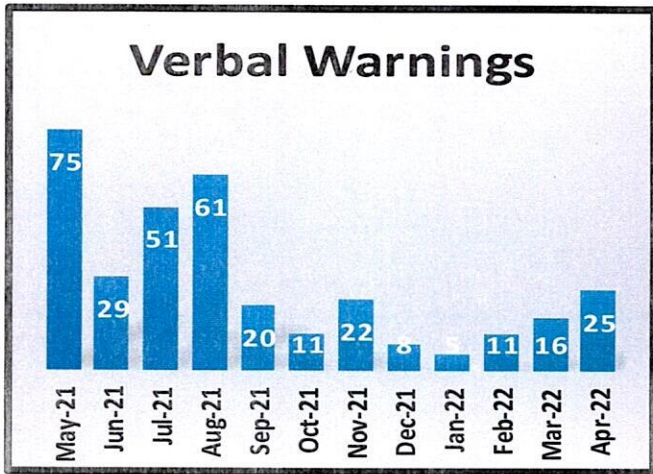
CRIME PREVENTION

There were 322 Crime Prevention tips handed out in the month of April 2022.

VICTIM SERVICES

During the month April 2022, the Victim Services Coordinator contacted 10 victims. All victims were provided with intervention services and support at some level.

TRAFFIC ENFORCEMENT



TRAFFIC CRASHES

	May 2021	June 2021	July 2021	Aug 2021	Sept 2021	Oct 2021	Nov 2021	Dec 2021	Jan 2022	Feb 2022	Mar 2022	Apr 2022	Totals
Crashes Interior	34	38	25	21	35	45	48	51	41	30	43	35	446
Crashes -US 1	31	33	23	45	20	34	24	38	22	25	27	33	355

VEHICLE PATROL MILEAGE

February 2022	March 2022	April 2022
16,584	20,144	20,008

TRAINING

February 2022	March 2022	April 2022
106	440	380

The department attended a total of 380 hours of training in the month of April 2022.

Officers Rosado and Rios attended a Speed Measurement Course at the Miami Police Department. Sergeant Oliva attended the Leadership and Law Enforcement training at Miami Police Department. Records Clerks Alonso and Largaespada attended Specialized NIBRS Reporting and Evidence Records Retention and Destruction online. Officer Cobo attended First Responder Integrated Tactical Training at the Miami Police Department. Officer Marin attended Driver Improvement Program at Miami Dade College. Sergeants Schry, Villanueva and Officer J. Garcia attended Struggle Well at the PBA.

Captain Bridges and Sergeant Villanueva attended Shield Certification at the Miami Police Department.

MEETINGS WITH OTHER AGENCIES AND CITIZEN GROUPS

Mar30-April 7 – Captain Osoreo attended Secure Community Network and Israeli Ministry of Diaspora Affairs in Israel.

April 6 – Chief Cohen attended the Miami Dade County Chief of Police meeting in Miami Shores.

April 11- Chief Cohen attended a Jewish Community Police Forum at the City of Miami.

April 13 – VSC Vivancos attended a Domestic Violence Fatality Review Team meeting via Zoom.

April 13 – VSC Vivancos attended a Steering Committee via Zoom.

April 28 – VSC Vivancos attended NexLog Recorder meeting via Zoom.

April 28 – Deputy Chief Bowman attended the Miami Dade County Association of Chiefs of Police Dinner in Doral.