



PINECREST
MEMORANDUM

Office of the Village Manager

DATE: June 3, 2026

TO: The Honorable Mayor and Members of the Village Council

FROM: Yocelyn Galiano, ICMA-CM, Village Manager

RE: May 2026 Monthly Report

During the annual strategic planning process, the Village Council identifies various large-scale projects it wishes to monitor from inception through completion. The timeline table below contains a synopsis of the projects including noteworthy milestones and updates. Future anticipated project happenings are presented in blue.

Item No.	Action Initiation Date	Councilmember or Staff Member	Topic of Follow-up	Department Assigned
1	5/1/2021	Village Council	Gary Matzner Park	Office of the Village Manager and Parks and Recreation
Status	<p>July 2026: Anticipate project completion.</p> <p>April 27, 2026: The Village Manager has been notified of a dispute between the contractor and project architect regarding the material for surface of the playground. Village Manager will be reviewing all construction and bid documents to render a determination for next steps.</p> <p>April 7, 2026: Parking lot and playground are installed. The restroom building roof is underway. Walkway lighting and base for the paved walkway have been constructed.</p> <p>February 4, 2026: Playground equipment is installed. Parking lot is in progress and Kendall Drive water feature began.</p> <p>December 30, 2025: Structure walls have been constructed, and walking path construction continues. Playground equipment is scheduled to arrive mid-January.</p> <p>November 19, 2025: Foundations have been poured and walking path construction has started.</p> <p>September 29, 2025: Tree removal is underway and parking lot excavation and construction of foundation for building has started.</p> <p>September 18, 2025: Contractor commenced work at the future park site.</p> <p>September 15, 2025: WASD provided the final approval for the water permit.</p>			

September 12, 2025: Village submitted the Opinion of Title to Miami-Dade County for final WASD approval of water connection for the park.

September 3, 2025: The Village Manager instructed staff to apply for the foundation permit so that work could commence on property while the WASD permit is finalized.

August 14, 2025: The County advised of some additional comments for the WASD permit.

August 12, 2025: Village Manager contacted County Mayor's Office to request assistance with a pending permit for the water and sewer connection for the future park.

July 15, 2025: The Village Council awarded construction contract to Coengineers Builders for an amount not to exceed \$3,631,448.04.

March 27, 2025: Village is awaiting WASD approval of the fountain. Permit is 99% approved.

February 3, 2025: The Village Manager contacted FPL representative, Andy Martinez, to request his assistance with ongoing delays with the design for the undergrounding of the electrical on the west side of the property.

November 22, 2024: 100% of plans have been completed. Bid documents are being prepared to let the project in December with a deadline in early February for bid responses. While bid documents are being prepared, the Building and Planning Department will have one last review of all the construction documents.

September 3, 2024: Submitted responses to the permit comments 60% plans to the B&P Department for review.

July 2024: Provided responses of initial permit review to the consultant.

June 2024: Initial review of construction permit plans is ongoing.

April 19, 2024: Village Manager met with the consultants and provided an update.

April 18, 2024: Presentation regarding options for the entry feature of the future park was given to Village Council. The Village Council chose option 3A and directed the undergrounding of all the FPL overhead wires.

April 9, 2024: Village Manager and Parks and Recreation Director met with design consultants to go over the final gateway renderings, prior to presentation at April Council meeting.

March 13, 2024: Village Manager and Parks and Recreation Director met with design consultants.

February 29, 2024: Village Manager reached out to FPL Intergovernmental Liaison to seek assistance in obtaining a "ballpark" estimate for the undergrounding of utilities adjacent to the future park.

February 28, 2024: The Village Manager and Park and Recreations Director met with the design consultants to review revised entry feature concepts.

January 24, 2024: The Village Manager and Parks and Recreations Director met with the design consultants to review revised entry feature concepts. Contact information for FPL representatives to price out undergrounding of electrical lines adjacent to the property was forwarded to the design consultant to include in the construction cost

estimate. Entry feature options with different price points will be provided to the Village Council soon.

December 13, 2023: The Village Manager met with representatives from the Miami-Dade Fire Rescue Department and design consultant to review fire rescue requirements for the property and specifically address the final location of structures on the property.

October 10, 2023: The contract for landscape architect for the development of construction plans was awarded by the Village Council to Keith.

September 13, 2023: The Village Council authorized the Village Manager to negotiate with the number one ranked firm for the completion of the construction plans for development of Gary Matzner Park.

August 24, 2023: Village Manager authorized a partnership with Fairchild Botanical Gardens to begin cultivation of native orchids to be added to Gary Matzner Park landscape next year.

July 2023: The Village will issue a Request for Qualification of Landscape Architects for the completion of the construction plans for the development of Gary Matzner Park in the form of Concept A.

May 9, 2023: Four revised concepts were presented to the Village Council for consideration at the regular Council meeting. The Village Council approved Concept A.

April 2023: Parking study was completed, and information will be incorporated into the new conceptual plans which will be presented to Village Council at the May 2023 meeting.

March 8, 2023: Parking study will be completed and submitted to project engineers for development to final parking needs for the conceptual drawings.

February 28, 2023: The Village commenced a parking study of Evelyn Greer Park and Suniland Park to establish a baseline for pickleball court and playground parking needs.

February 16, 2023: Parks and Recreation Director met with the Swan Lake Homeowners Association.

January 31, 2023: Parks and Recreation Director Robert Mattes met with adjacent homeowners to present the latest design concepts.

December 13, 2022: Additional designs were submitted to the Village Council for its consideration. Council directed that staff provide design options that looked at possible placement of the parking lot off SW 65 Ct. Council also directed staff meet with adjacent residents for additional input on the final project.

November 8, 2022: The conceptual designs were presented to the Village Council during its regular meeting for its consideration. Council directed that additional designs be developed that were more natural and passive.

September 7, 2022: The Village is hosting a community meeting to present the results of the Gary Matzner Park survey at Evelyn Greer Park. Residents will be afforded the opportunity to provide additional input for the design team.

August 24, 2022: The Village initiated a community survey to obtain input regarding the elements that would be included in the conceptual design of the park. The

	<p>deadline for submitting the survey responses was on this date. 956 survey responses were received and are being analyzed by the design team.</p> <p>July 11, 2022: Award of the contract for development of the conceptual design of the park.</p> <p>April 2022: The Village will advertise request for qualifications for the development of a conceptual design for the park.</p> <p>February 8, 2022: Village Council approved the Parks and Recreation Master Plan.</p> <p>January 2022: Parks and Recreation Master Plan on Village Council agenda for consideration, but further information was requested.</p> <p>November 2021: Anticipate putting out a request for qualifications to pick a consultant to develop a conceptual design for the Gary Matzner Park.</p> <p>October 15, 2021: Commencement of final landscaping improvements to the site. The site will be used for potable water project staging.</p> <p>October 4, 2021: Director Mattes met with landscaping company to walk the property to review landscaping needs and receive a quote to provide safe open space and remove any dead trees and vines.</p> <p>September 1, 2021: Demolition of all the structures on the property have been completed. One electric service pole remains on the property.</p> <p>May 6, 2021: Asbestos inspection was conducted ahead of demolition.</p> <p>May 5, 2021: Contract for demolition has been awarded. Awaiting FPL disconnection of utilities and asbestos survey.</p> <p>April 28, 2021: The Village received proposals for demolition of the structures on the park property.</p>			
2	11/9/2021	Village Council	Kendall Linear Park (formerly Kendall Drive Shared Use Path)	Public Works Department
Status	<p>SUBSTANTIALLY COMPLETE</p> <p>April 2026: 100% completion of the path. Finalizing, FDOT approval and grant reimbursement.</p> <p>April 8, 2026: Ribbon cutting ceremony.</p> <p>February 4, 2026: Segment 2 is ready for paving but has been delayed due to rain and cold weather. Paving is expected next week. Tree installation in Segment 3 begins this week and continues through next week. Once that is complete, final grading and paving will take place. Still waiting for WASD to relocate the fire hydrants in this segment and in Segment 4.</p> <p>January 14, 2026: Segment 1 is complete. Segment 4 is complete except for the relocation of the hydrant that was waiting for a part to be delivered. WASD informed us yesterday that the part arrived and will be scheduling the relocation. Segment 2 demolition is complete, and paving is planned for this week. Segment 3 demolition is</p>			

complete and grading has started, but the work was temporarily stopped to investigate archeological find.

December 1, 2025: Raised crosswalk design commenced. Segment 1 and Segment 4 have been paved and trees installed. Segment 4 has been sodded. Segment 2 demolition of the existing sidewalk is underway.

September 30, 2025: Commencement of 2nd segment of the project. 45% of the project is completed.

September 2025: 40% completion of project. Project has been slightly delayed due to underground work with hydrants and other utilities at Beth Am site.

September 3, 2025: Village Manager instructed PW Director to obtain a proposal for design of the raised crosswalk for the KSUP.

August 2025: Village began to plant trees on the north side of Kendall Drive to augment tree canopy.

July 1, 2025: Construction commenced.

June 6, 2025: Village representatives, FDOT representatives and contractor will meet to review the details of project implementation.

April 2025: Village Council awarded construction contract to lowest bidder.

January 29, 2025: Revised bid package was sent to FDOT to approve re-advertisement of the bid. Once approval to re-advertise is issued, the project will be re-bid.

January 8, 2025: Bid document was submitted to FDOT for pre-approval of bid results. FDOT did not give concurrence to award. Village will need to rebid the project

December 21, 2024: The Village solicited the missing documents from the two respondents but only received the missing documents from one of the bidders.

December 20, 2024: Invitation to Bid deadline. The Village received two bids that were missing required documents. The Village solicited the documents from the two companies

November 22, 2024: Mandatory pre-bid meeting was held.

August 2024: 100% approval of plans by FDOT. Project will be put out to bid in November.

March 19, 2024: Council accepted maintenance map addressing the area in front of Temple Beth Am.

February 2, 2024: Consulting engineers will submit 100% plans to FDOT for review once the environmental study is completed by February 15th. PW Director has met personally with all residents that requested a meeting following a letter from PW inviting to meet with the director.

January 2023: Design plans are 100% completed. Environmental Study is underway.

December 2023: A Bonnier Bat study was requested by FDOT as part of the permit review process. The study is underway.

November 2023: Public Works Director commenced appointments with immediately adjacent homeowners to review the final draft of the landscape plan for the project. Final plans will be submitted to the Florida Department of Transportation.

September 15, 2023: Public Works Director Mendez submitted 90% plans to FDOT for comments.

August 2023: If any changes are necessary to finalize the landscape plans after the resident meetings, Florida Department of Transportation will need to review the final draft before submittal of those documents to Miami-Dade County Public Works for final permit approval.

June 12, 2023: Village receives comments from the Florida Department of Transportation.

April 2023: Plans have been submitted to Miami-Dade County Public Works and FDOT for review and comments.

March 30, 2023: Anticipate completion of the construction documents. Once plans are completed, they will be submitted to Miami-Dade County Public Works and Florida Department of Transportation for review and comments.

March 15, 2023: Public Works Director Mendez will commence appointments with individual homeowners to review the landscape plan for the project to make final adjustments as requested.

November 15, 2022: Community meeting was held to provide residents with a second opportunity to provide input on the project design.

October 28, 2022: The Village Manager sent letters out to affected residents and petitioners providing a project update with facts about latest draft plans and providing a date for review of the 60% plans in a community meeting.

October 25, 2022: The Public Works Director received the draft final project plans.

October 11, 2022: The Office of the Village Clerk received a petition opposing the project.

September 25, 2022: Public Works Director will coordinate a meeting with the affected residents to review the 60% plans. Letter will be sent out to residents detailing the impact of the project including number of trees to be removed, relocated and replaced.

September 7, 2022: Public Works Director received revised plans. Plans will be forwarded to the Parks and Recreation Department for coordination with the Gary Matzner Park conceptual design consultant.

June 22, 2022: Affected resident meeting to review preliminary design will be held in mid-June.

June 2, 2022: Public Works Director will be meeting with the design consultants.

February 1, 2022: Agreement was executed, and work has begun. Process, including public meetings, is expected to take approximately 12 months.

January 2022: Attorneys on both sides are reviewing the agreement.

December 6, 2021: The Village Attorney is currently reviewing the contract document.

November 9, 2021: The Village Council authorized the Village Manager to enter into an agreement with Kimley Horn Associates, Inc. for the design of the Kendall Drive Shared Use Path.

3	9/1/2023	Village Council	Veterans Wayside Park Improvements	Parks and Recreation Department
Status	<p>June 2026: The parking lot has been completed. The ADA sidewalk on the south side of the park caused additional delay due to grading issues, but those issues have been resolved, and the sidewalk was poured this week. Final sod and landscape installation is expected to begin on or before June 15, weather permitting.</p> <p>May 2026: Revised 100% completion date.</p> <p>April 7, 2026: Northern portion of the walking paths have all been installed. Pending construction of the southern portion of the walking paths. Landscaping installments taking place. Grading for the parking lot and sod delivery have caused a slight project delay.</p> <p>March 2, 2026: Playground equipment was delivered and installed, and the completion of the other pending items, including landscaping, is taking place.</p> <p>February 4, 2026: Project completion delayed for one month due to an issue with the fabrication of the playground equipment. Delivery of equipment is expected mid-month, and after installation, landscaping will commence.</p> <p>January 2026: Anticipate project completion. December 2025 project completion was pushed back one month due to delays at DERM.</p> <p>September 29, 2025: Contractor has commenced construction of the perimeter wall and installation of the landscaping lighting.</p> <p>August 25, 2025: Final permit was approved and construction commenced.</p> <p>June 2025: Permitting review continues. DERM has some review comments that require additional calculations for stormwater drainage issues.</p> <p>May 13, 2025: Held a pre-construction meeting.</p> <p>March 11, 2025: Council awarded construction bid to M&J Construction.</p> <p>February 4, 2025: Bids received are under review by the design consultant.</p> <p>January 22, 2025: Deadline for the Invitation to Bid. The Village received three bids.</p> <p>October 17, 2024: Construction project was put out to bid.</p> <p>September 17, 2024: Council discussed the project design and estimated costs.</p> <p>February 29, 2024: Contract was executed.</p> <p>February 13, 2024: Council awarded the contract for design of construction plans.</p> <p>November 14, 2023: Council authorized Village Manager to negotiate a price for the development of construction plans for improvements to Veteran’s Wayside Park.</p> <p>October 27, 2023: Received responses to RFQ.</p> <p>October 2, 2023: New RFQ for Landscape Architect was issued.</p> <p>September 27, 2023: Received one response for the Request for Qualification for a landscape architect. Will issue a new RFQ.</p> <p>September 7, 2023: Issued a Request for Qualifications for a landscape architect to develop the construction documents for improvements to Veteran’s Wayside Park.</p>			

4	1/25/2024	Village Council	Aleyda Mas Park	Parks and Recreation Department
Status	<p>July 2026: Anticipate commencement of construction.</p> <p>June 9, 2026: Anticipate award of Phase 2 of the construction bid finances allowing.</p> <p>April 14, 2026: Village Council awarded Phase 1 of construction bid.</p> <p>February 2026: Advertised Invitation to Bid for construction.</p> <p>November 2025: 60% plans completed.</p> <p>September 29, 2025: Replacement of roof has commenced. Anticipate completion of the roof by the first quarter of the new calendar year.</p> <p>September 12, 2025: Termite treatment has been completed.</p> <p>June 2025: Construction drawing phase commenced for the completion of the final construction plans.</p> <p>May 13, 2025: Presentation of design concepts to the Village Council and selection of final plan. And the Village Council selected the final concepts.</p> <p>February 2025: Consultants to develop the design concepts to be presented at a future date to the Village Council.</p> <p>February 12, 2025: The Village hosted a community meeting to present the results of the Aleyda Mas Park survey at Leslie Bowe Hall. Residents were afforded the opportunity to provide additional input for the design team. Site analysis and feasibility studies to be completed.</p> <p>December 20, 2024: The Community Survey will be completed.</p> <p>November 17, 2024: The Village initiated a community survey to obtain input regarding the elements that would be included in the conceptual design of the park.</p> <p>October 31, 2024: Village Manager and Parks and Recreation Director held a Master Plan Kick-Off Meeting with the consultant team.</p> <p>September 26, 2024: Awaiting return of executed contract and acceptance of Notice to Proceed.</p> <p>September 10, 2024: Council awarded contract for development of the Master Plan.</p> <p>June 11, 2024: Council authorized the Village Manager to negotiate a contract with Urban Robot Associates.</p> <p>March 12, 2024: A Request for Qualification was posted to develop the Master Plan for the park.</p> <p>February 2024: Physical evaluation of the existing buildings and recommendations for immediate repairs on property are being analyzed.</p> <p>January 24, 2024: The Village closed on the property.</p>			
5	4/8/2025	Village Council	Ludlam Roadway and Shared Use Path Project	Public Works Department
Status	<p>August 2026: Anticipate roadwork project commencement.</p>			

July 2026: Anticipate award of the roadwork construction contract. Anticipate completion of the design for the Shared Use Path project and commencement of FDOT permitting review of the plan.

June 2026: 60% plans to be submitted to FDOT July 1.

May 2026: Roadwork project will be bid. Anticipate completion of the construction plans for the roadwork.

November 2025: Anticipate having the preliminary layout and 30% plan submittal with design concept layout.

June 30, 2025: Public Works Director met with Kimley Horn representatives on-site for “field visit” and walked the six mile stretch of Ludlam. Consultants are in the process of collecting data and conducting roadway pavement structural tests and surveys.

May 22, 2025: Contract was executed and Notice to Proceed was issued. This project has an 18-month completion schedule and includes 8 Tasks that must be accomplished during that timeframe including FDOT LAP and ERC Coordination as well as a public involvement opportunity.

April 8, 2025: Village Council awards the design contract to Kimley Horn.

February 11, 2025: Village Council authorized the Village Manager to negotiate a contract with the number one ranked firm, Kimley Horn.

January 22, 2025: Selection Committee held in-person presentations from the five submitting firms.

November 30, 2024: Two-step process for selection of the consulting firm commenced.

November 18, 2024: Deadline for Request for Qualifications. Five proposals were received.

October 24, 2024: Request for Qualifications was issued for construction plan design services for the Ludlam Roadway and Shared Use Path Project.

September 10, 2024: The 2024 Strategic Plan established new Policy 4.4 to explore waterfront pocket park on 67th Avenue and Snapper Creek in conjunction with the Miami-Dade County Ludlam Trail Project and the Village’s SUP Project.

June 30, 2023: Mayor Corradino receives correspondence from FDOT advising that the Ludlam Shared Use Path project has been added to the state’s 2023 TPO Priority List for funding from FDOT in the amount of \$1 million and programmed to be paid in FY 2027.

June 8, 2021: The 2021 Strategic Plan which covers the period of 2021-2025 was adopted by the Village Council. Strategic Plan Policy 7.3 established a project commencement goal for 2025 to design and construct the 67 Avenue Shared Use Path to create a link with the Snapper Creek Trail that connects to the Underline, Ludlam Trail and Old Cutler Trail.

Below is a status update on lien mitigation request cases that have been adjudicated by the Village Council but have not been released.

Case Name and Information	Council Mitigated Amount	Deadline	Mitigation Paid	Lien Released
Pinecrest 6305, LLC 6305 SW 128 Street	Village Council did not mitigate the fine amount (2/13/24). Applicant entered into a settlement agreement with the Village that provides a two-year payment schedule. Owed as of 6/3/2026, \$63,307.75	1/10/27	\$144,703.2	
6760 SW 124 Street	Village Council did not mitigate the fine amount (12/10/24). Interest continues to accrue until payment is received. Owed as of 6/3/26, \$119,692.97		\$30,000.00	

Below is a list of all capital project contracts awarded by the Village Council for the calendar year 2025 and 2026 worth more than \$50,000.

CALENDAR YEAR 2025			
Awarded Contractor	Principal(s)	Project Name	Awarded Amount
Star Paving Corporation	Abel T. Mendez, President	Sidewalk Flag Replacement Project	\$104,950.00
Hartec Group	Maurice Hardie, President Garrett Hardie, VP	SW 130 th Terrace Cul-De-Sac Drainage Project	\$97,000
Metro Express	Delio Trasobares, President	Miscellaneous Sidewalk, Milling and Resurfacing	Amount Not to Exceed Budget
M & J Consulting Group	Marta de Luna, President Cesar de Luna, VP	Veterans Wayside Park Improvements Project	\$897,000.00
Atlas Apex Roofing	Henry Gembala, President William Hickman, Manager	Aleyda Mas Park Roof Project	\$493,538.46
SC Contractors	Sandra Chacon, Owner	Sidewalk Flags Replacement 2 nd Phase Project	\$66,446.00
Parsa Corporation	Hesam Sadi, President	Kendall Shared Use Path Project	\$1,434,457.50
Kimley Horn	Lefton, Steven E. Lefton, President and CEO David McEntee, VP and Treasurer	Ludlam Road Right-of-way and Shared Use Path Design Project	\$1,049,837.02

CALENDAR YEAR 2025			
Awarded Contractor	Principal(s)	Project Name	Awarded Amount
Rogar Management	Javier Rodriguez, Manager	Sidewalk Flags Replacement 3 rd Phase Project	\$79,688.00
Headley Construction Group	Thomas L. Headley, President and Treasurer Christopher E. Headley, Secretary	72 nd Avenue Drainage Improvement	\$107,265.00
Alta Quality Builders	Moises Montanez, President	Nursery Building at Pinecrest Gardens	\$368,476.00
Basile USA	Luigi Basile, President Alexis, Lopez, Manager	C100 DN-1W Drainage Improvements Phase 1	\$2,416,369.91
Metro Express	Delio Trasobares, President	C100 DN-1W Drainage Improvements Phase 2	\$3,315,765.00
Ballpark Maintenance, Inc.	Kevin Hardy, President and CFO	Suniland Park Multipurpose Field Renovation	\$294,692.00
Coengineers Builders	Jaime Ocampo, CEO/General Manager	Gary Matzner Park Development Project	\$3,631,448.04
Dion Generator Solutions	Michael Louis Dion, Registered Agent	Municipal Center Generator Replacement Project	\$136,734.62
Vittorium Design	Jose Santana, CEO	Pinecrest Gardens Banyan Bowl Restroom Renovation Project	\$150,000.00
Rep Services, Inc.	Nathan Almon, President Roberty Geary, Vice President	Veterans Wayside Park Playground	\$374,946.35

CALENDAR YEAR 2026			
Awarded Contractor	Principal(s)	Project Name	Awarded Amount
Brouss Elevators	Armando Ojeda, Business Development Manager	Pinecrest Municipal Center Elevators Modernization	\$293,800.00
Robertson Recreational Surfaces	Roger Posacki, CEO	Pinecrest Gardens Splash n Play Resurface	\$97,199.00
Waypoint Contracting, Inc.	Jorge Lopez, President Manuel Vecin, VP	Phase 1 of Aleyda Mas Park Construction	\$7,438,405.05
SC Contractors LLC	Sandra Chacon	Kendall Drive Raised Crosswalks	\$745,528.00



DATE: May 28, 2026
TO: Yocelyn Galiano, ICMA-CM, Village Manager
FROM: Trina Sargalski, Pinzur Communications
RE: April 21, 2026 - May 21, 2026 - Monthly Report

Attached for your information, please find the monthly report for the Communications Division. This report provides information about noteworthy department achievements, as well as performance metrics data for the prior month or fiscal year. The division measures performance against national communication standards for government (in relation to Village activity) and for the travel and leisure industry (in relation to Pinecrest Gardens).

HOW COMMUNICATIONS EFFORTS IN THE PAST MONTH HELPED ADVANCE STRATEGIC GOALS

This section highlights key ways the Communications Department helped advance strategic goals. It is not an exhaustive list.

Period	VOP website users	Email open rate	Email click-thru rate	VOP social IG above benchmark	VOP social FB above benchmark
Jan 2026	12.4k (+1.6%)	34%	2.4%	+2.16%	+3.28%
Feb 2026	14.4k (+16%)	36.7%	2.8%	+1.77%	+2.93%
Mar-Apr 2026	12.4k (-12.6%)	40.9%	3.4%	+2.57%	+2.37%
Apr-May 2026	14k (+12.9%)	45.3%	8.8%	+2.29%	+3.31%

Objective 1.3: Increase Village website usage to improve workflow and increase resident engagement and connections.

- Village website users grew 12.9% month-over-month (14k vs. 12.4k in March–April), continuing a strong 2026 recovery trend. After a 16% surge in February and a dip in March–April driven by internal project prioritization, May traffic has returned to its highest level of the year, reflecting multi-platform promotion of events and initiatives.

Objective 1.8: Enhance civic engagement by implementing accessible and interactive initiatives that actively involve residents.

- **Email click-through rates reached 8.8% in May**, nearly triple the national benchmark of 3.05% and the **highest rate recorded across all 2026 reporting periods (up from 2.4% in January, 2.8% in February, and 3.4% in March–April)**, demonstrating steady, compounding growth in resident content engagement.
- Social media engagement has outpaced national benchmarks every reporting period in 2026, with Instagram consistently running 1.7–2.6 points above standard and Facebook 2.4–3.8 points above, sustaining a performance trend established at the start of the year.
- Executed Conversations with Council email and election qualifying period campaigns, coordinating with Clerk's office for resident engagement
- Researched, wrote, copy-edited, designed and coordinated production of the June Pinecrest Sun, delivering Village news, program updates, and community information directly to every Pinecrest household, the broadest guaranteed reach of any single communications vehicle in the Village's toolkit.
- Continued planning and content strategy initiatives throughout the period
- Revisions of YourVoice pages to prepare for launch:
 - Stormwater Drainage Engage Page content
 - Peafowl Mitigation Engage Page
 - Aleyda Mas Park Engage Page

Strategic Priority 2: Secure & Safe Community

Objective 2.2: Enhance and implement innovative strategies to further deter crime and strengthen safety and security.

- Conducted comprehensive Blue Envelope Program communications campaign including media pitching, talking points development, Spanish language translations, and Community News partnership coordination
- Generated significant broadcast media coverage highlighting the program launch across multiple news outlets

Objective 2.7: Achieve Vision Zero through improved education and enforcement.

- Developed e-bikes resident education campaign copy
- Promoted UM Bike Safety Survey
-

Objective 4.6: Promote and raise awareness of the Village's programming opportunities that foster inclusiveness and cultural diversity.

- Developed Educator Appreciation Week communications and promotion for Pinecrest Gardens
- Coordinated FitCrest Health & Wellness program communications and PR

Objective 4.8: Curate and complete a "History of Pinecrest" exhibit in celebration of the Village's upcoming 30th anniversary.

- Continued development of 30th Anniversary content calendar for ongoing celebration and promotion

Objective 5.1: Create a five-year educational campaign to raise awareness of sustainable improvements for private and commercial properties, focusing on solar panels, energy efficiency, waste reduction, and renewable resources, while encouraging local businesses to adopt green practices and reduce environmental impact.

- Coordinated Earth Day 2026 communications campaign

Team reported steadier flow of residents at Recycling Drive than they had seen in past years ("One car then a lull as opposed to a steady flow of cars.")

Objective 5.5: Develop an economic development strategy for the commercial district.

- Distributed Restaurant Business Development flyers and resident communications

Strategic Priority 6: Transportation & Pedestrian Mobility

-
- Produced Coral Pine Park marketing plan materials and communications

Objective 7.5: Expand programs on social well-being and mental health to create a thriving community.

- Coordinated FitCrest Health & Wellness Fair dedicated email campaign and resident education
- Drafted copy and created flyer for FitCrest Community Partner program

PERFORMANCE METRICS

The following table provides the prior month's engagement rate for the different social media platforms the Village utilizes and for its email campaigns. Aside from quantitative information on the number of emails sent, the table provides email open rates and click-through rates, as well as comparisons to current national benchmarks.

PINECREST AVERAGE ENGAGEMENT RATES - GOVERNMENT			
Social Media			
Platform	National Standard	Pinecrest	Difference
Instagram	1.36%	3.65%	+2.29%
Facebook	1.64%	4.95%	+3.31%
Email			
Open Rate	48.52%	45.3%	-3.22%
Click-Thru Rate	3.05%	8.8%	+5.75%
Quantity Sent for Month	-	16	-


Note: Pinecrest's social media engagement continues to perform well, with Instagram at 3.65% and Facebook at 4.95%, both significantly above national standards of 1.36% and 1.64% respectively.

Social media engagement rates showed exceptional performance this period, significantly exceeding national benchmarks by 2.29% (Instagram) and 3.31% (Facebook), with the most highly engaged posts featured on page 9 of this report.

Email engagement showed particularly strong improvement, with click-through rates reaching 8.8%, substantially exceeding the national benchmark of 3.05%. Open rates stood at 45.3%, approaching the industry standard of 48.52%. Sixteen emails were sent during this period. (Please note that benchmarks are dynamic and change monthly according to national trends.) The May click-through rate of 8.8% reflects a high-performing month driven by two standout campaigns — the Conversations with Council email (12.5% CTR) and Quick News Updates (7.3% CTR) — which pulled the monthly average significantly above prior periods.

The highest-performing recent campaigns were

- **Quick News Updates for Pinecrest Residents**, which achieved a **50.9% open rate** with a **7.3% click rate**



-  **Have a Conversation with Councilmember James E. McDonald**, which achieved a **43% open rate** with a **12.5% click rate**, and
- **Quick Survey: Help Improve School Safety**, achieved a **42.7% open rate** with a **2.7% click rate**

The following table provides the prior month's engagement rates for the different social media platforms Pinecrest Gardens utilizes, as well as its email campaigns, along with the quantity of emails, email open rates, and click-through rates.

PINECREST GARDENS AVERAGE ENGAGEMENT RATES – TRAVEL & LEISURE			
Social Media			
Platform	National Standard	Pinecrest Gardens	Difference
Instagram	0.81%	2.65%	+1.84%
Facebook	0.82%	2.95%	+2.13%
Email			
Open Rate	30.1%	38.1%	+8%
Click-Thru Rate	1.68%	2.3%	+0.62%
Quantity Sent for Month	-	4	

Note: Pinecrest Gardens’ social media engagement continues to perform well, with Instagram at 2.65% and Facebook at 2.95%, maintaining **performance well above national benchmarks of 0.81% and 0.82% respectively.**

Email performance strengthened significantly this month, achieving a 38.1% open rate and 2.3% click rate, both exceeding national benchmarks of 30.1% and 1.68% respectively. While open rates decreased slightly from April (39.2%), **click-through rates improved** to 2.3% (up from 1.9%), demonstrating continued engagement with email content. Four emails were sent during this period. The highest-performing recent campaigns include

- **2026/2027 Tropical Nights Series & Renewal Update**, with a **77.9% open rate** and **19.5% click rate**,
- **Last Call: Jazz Season Subscription Renewal Period closes Friday, May 8**, achieving a **67.9% open rate** and **3.6% click rate**, and
-  **Mark Your Calendars: Your May Guide to Pinecrest Gardens**  , reaching a **39.7% open rate** and **2.7% click rate**.

COMPLETED AND ONGOING CAMPAIGNS

The following list provides the more noteworthy information campaigns that were managed by the Communications team for the prior month.

APRIL 21 - MAY 21, 2026	
COMPLETED CAMPAIGNS	
1.	Pinecrest Sun - June
2.	Earth Day/Arbor Day PR
3.	Educator Appreciation Week
4.	PG Ticket Admission Price
5.	Resident Welcome Package
6.	Health & Wellness Fair/FitCrest
7.	
ONGOING CAMPAIGNS	
1.	Restaurant Business / Economic Development
2.	Peacocks
3.	Bike Safety/Micromobility Ordinance and E-bikes
4.	Blue Envelope PR
5.	Marketing Venue Rentals - Parks & Recreation
6.	Music Series at Pinecrest Gardens 26-27
7.	New Parks: Veterans, Coral Pine, Kendall Linear, Aleyda Mas
8.	Salty Sisters
9.	Stormwater Drainage Project

EMAIL SUBSCRIPTIONS

Email subscriptions decreased from 31,243 in April to 31,242 in May. The subscriber count reflects active, engaged residents across core topics: Meeting Notices, General Info, Monthly E-News, Parks and Recreation, Pinecrest Gardens, Police, Public Works, and voter information.

VILLAGE		
Month	New Subscriptions	Total Subscriptions
May 2026	-1	31,242
April 2026	-5	31,243
March 2026	251	31,248
February 2026	308	30,997
January 2026	216	30,689
December 2025	-	30,473
November 2025	+36	30,870
October 2025	+238	30,834
September 2025	-36	31,072
August 2025	+475	31,108
July 2025	+192	30,633
June 2025	+346	30,441

May 2025	+301	30,095
----------	------	--------

PINECREST GARDENS		
Month	New Subscriptions	Total Subscriptions
May 2026	-22	27,765
April 2026	+44	27,787
March 2026	+297	27,743
February 2026	+81	27,446
January 2026	+9268 (8994 uploaded)	27,365 (9671 deleted subs)
December 2025	+1,869	27,768 (571 deleted subs)
November 2025	+830	26,206 (894 deleted subs)
October 2025	+756	26,113
September 2025	+255	25,601 (315 deleted subs)
August 2025	+871	25,945
July 2025	+1560 (884 from Music series, Past Single)	25,245
June 2025	+318	25,347
May 2025	+245	25,094

WEBSITE METRICS: April 21 - May 21, 2026

Village

Total website users during this period: **14k**. This is a **12.9% increase** in total users from last month (12.4k users), reflecting improved engagement as the Communications team promoted multiple events and initiatives throughout April and May.

The top three pages on the VOP Website are the Home Page, Building and Coral Pine Park.

During this time, the top three sources of traffic (by session) to the Village's website were Google Search and Bing (13k), Direct Visit (typing in website address) (4.9k), and Referral (1.3k).

Pinecrest Gardens

Total website users during this period were **12k**, a **23% decrease** from last month (17k users). The decrease in website traffic is the direct result of reduced paid ads campaigns as the concert season wrapped up in April.

The Top Three Pages on PG's Website during this time were Home Page, Admission, and Plan Your Visit.

During this time, the top three sources of traffic (by session) to the Gardens' website were Google Search (7.9k), Direct Visit (typing in website address) (5k), and Paid Social (1.4k).

Referral traffic to Pinecrest Gardens totaled 289 visits. Top sources of referral traffic included Linktr.ee (121) and dimensionsdancemia.com (90).

PINESTEIN METRICS

Village

- In February, 117 residents asked 192 questions
- In March, 178 residents asked 264 questions

Gardens

- In February, 108 residents asked 156 questions
- In March, 118 residents asked 168 questions

Pinestein usage increased in March across both Village and Gardens platforms. For Village inquiries, 178 residents asked 264 questions, a **38% increase** from February (192 questions). For Gardens inquiries, 118 residents asked Pinky 168 questions, an **8% increase** from February (156 questions).

POST PERFORMANCE REPORT

Note: Across Pinecrest Gardens, Pinecrest Parks, Pinecrest Police, and Village of Pinecrest's platforms, the top three highest-engagement posts were:

- *Everglades Earth Cycle - April 22 (10.88%)*
- *May the 4th be With You- May 4 (11.17%), and*
- *9 pm Routine - April 29 (11.07%)*

(VOP)

EARNED BROADCAST MEDIA MENTIONS

Blue Envelope

[WSCV-TV - Noticiero 51](#)

- Aired on May 13, 2026 at 11:16 PM

[WTVJ-TV - NBC 6](#)

- Aired on May 18, 2026, 5:35 PM

BROADCAST MEDIA MENTIONS - FYI

Judge James Lawrence King

[ABC Miami](#)

- Aired on May 3, 2026 at 7:16 AM

Freedom Truck

[WSVN-TV - Today in Florida](#)

- Aired on May 11, 2026 at 6:40 AM

[ABC Miami](#)

- Aired on May 11, 2026 at 6:40 AM

[WTVJ-TV - NBC6 News](#)

- Aired on May 11, 2026 at 6:25 PM
- Aired on May 12, 2026 at 5:56 AM
- Aired on May 12, 2026 at 6:56 AM

[WSVN-TV - Today in Florida](#)

- Aired on May 11, 2026 at 6:40 AM
- Aired on May 11, 2026 at 9:36 AM
- Aired on May 11, 2026 at 6:20 PM

[ABC Miami](#)

- Aired on May 11, 2026 at 6:40 AM
- Aired on May 11, 2026 at 6:20 PM

Police chase in 2025

[WPLG-TV Local 10](#)

- Aired on May 15, 2026 at 9:05 PM
- Aired on May 15, 2026 at 10:05 PM
- Aired on May 16, 2026 at 5:00 AM

[WTVJ-TV - NBC 6](#)

- Aired on May 18, 2026, 7:15 PM
- Aired on May 18, 2026, 6:20 PM
- Aired on May 18, 2026, 5:30 PM

[WLTN-TV Noticias 23](#)

- Aired on May 18, 2026, 11:06 PM

Peacock-related news

[WSVN-TV - Today in Florida](#)

- Aired on May 19, 2026 at 8:21 AM

EARNED DIGITAL MEDIA MENTIONS

- **NBC 6:** [Pinecrest program aims to improve police encounters](#)
- **Telemundo 51:** [Programa busca mejorar la comunicación entre oficiales y personas con autismo](#)
- **MSN:** [Pinecrest swears in James E McDonald to fill council vacancy](#)
- **Miami's Community News:** [Pinecrest swears in James E. McDonald to fill council vacancy](#)
- **Community News:** [Blue Envelope Program: Michael Miller with Captain Ivan Osoros of the Pinecrest Police Department](#)
- **Community News (YouTube):** [Blue Envelope Program: Michael Miller with Captain Ivan Osoros of the Pinecrest Police Department](#)
- **Community News:** [Pinecrest Police Program Offers Safer Traffic Stops for Drivers With Developmental Disabilities](#)
- **Infobae:** [Un nuevo sistema busca mejorar la comunicación entre conductores autistas y la policía de Florida](#)
- **Spot On Florida:** [Blue Envelope Program: Michael Miller with Captain Ivan Osoros of the Pinecrest Police Department](#)
- **South Dade Spotlight:** [Pinecrest Swears In James E. McDonald to Fill Council Vacancy](#)
- **South Dade Spotlight:** [Pinecrest's New Blue Envelope Program Will Change Traffic Stops](#)
- **Flock Safety:** [A Pinecrest Family Finds Safety After the Terror of a Home Invasion \(PinecrestPD\)](#)

Digital Media - FYI

- **Law360:** [How Gunster Battled A Fla. Municipality With Its Own Records](#)
- **Community News:** [I FOUGHT THE LAW AND I WON. HERE'S WHY THAT MATTERS TO YOU](#) (speed camera)
- **NBC 6:** ['Tremendous traffic': Business owners have a headache from one intersection](#) (US-1 intersection near Pinecrest)
- **NBC 6:** [Police officer cleared for shooting ATV that hit him, prosecutors say](#)
- **NBC 6:** [Judge rules report on South Florida police shooting must be made public](#)

- **Spot On Florida:** [Lawyer James Suarez launches bid for Pinecrest Village Council Seat 3](#)
- **Florida Politics:** [Lawyer James Suarez launches bid for Pinecrest Village Council Seat 3](#) **MSN:** [H&H Bagels brings NYC dough to Miami](#)
- **Axios Miami:** [H&H Bagels brings NYC dough to Miami](#)
- **Yahoo:** [Pinecrest officer under investigation in shooting](#)
- **Yahoo:** [Judge refuses to keep Pinecrest police shooting report secret](#)
- **Miami Herald:** [Pinecrest officer under investigation in shooting](#)
- **Miami Herald:** [Judge refuses to keep Pinecrest police shooting report secret](#)
- **Miami Herald:** [Miami developer Rishi Kapoor admits guilt and promises to repay victims. Can he?](#)
- **Miami Herald:** [‘We have lost a legend.’ Judge James Lawrence King dies at 98 in Pinecrest](#)
- **Miami Herald:** [This \\$25M Pinecrest listing has a putting green and a 70-foot pool. Take a look \(real estate\)](#)
- **Miami Herald:** [Pinecrest officer cleared in shooting that starts at gas station and ends in chase](#)
- **El Nuevo Herald:** [Se vende una casa en Pinecrest por \\$25 millones: el precio no es lo único que luce exuberante \(real estate\)](#)
- **WSVN -** [U.S District Judge James Lawrence King passes away at the age of 98](#)
- **WSVN:** [S District Judge James Lawrence King passes away in Pinecrest at 98](#)
- **WSVN:** [Interactive Freedom Truck exhibit stopping at Pinecrest school, FIU ahead of nation’s 250th birthday](#)
- **WFOR -** [New Florida law allows armed volunteers at houses of worship, drawing mixed reactions](#)
- **Daily Miami News -** [New Florida law allows armed volunteers at houses of worship, drawing mixed reactions](#)
- **Radio New Zealand:** [Horde of amorous peacocks ruffles feathers in Italian seaside town](#)
- **Time Out Miami:** [An Evening with Dr. Jill Biden \(Temple Beth Am\)](#)
- **Spot On Florida:** [Rishi Kapoor's former right hand, Daniel Motha, faces criminal conspiracy charge](#)
- **Spot On Florida:** [Police officer cleared for shooting ATV that hit him, prosecutors say](#)
- **Spot On Florida:** [Trattoria Luna -- celebrating 25 years of fine Italian dining](#)
- **Spot On Florida:** [Judge rules report on South Florida police shooting must be made public](#)
- **Daily Miami News:** [New Florida law allows armed volunteers at houses of worship, drawing](#)

[mixed reactions](#)

- **Premier Guide Miami:** [Members to Owners: SWEAT440 Opens New Pinecrest Studio](#)
- **The Miami Times:** [Donors in Miami Congressional race last quarter included a Rock & Roll Hall of Famer, Real Housewife](#) (briefly mentioned as part of CD 27)
- **The Real Deal:** [Rishi Kapoor's former right hand, Daniel Motha, faces criminal conspiracy charge](#)

(PG)

BROADCAST MEDIA MENTIONS

[WSCV-TV - Acceso Total](#) (Dance in the Gardens)

Aired on May 4, 2026 at 11:50 AM

DIGITAL MEDIA - EARNED

- **Miami Living Magazine:** [Miami April 2026 Event Recap: Film Festival, Jungle Island, and More](#)

DIGITAL MEDIA - FYI

- **Miami Herald:** [Miami dance companies embrace fresh venues, premieres this spring](#) (Dimension Dance)
- **Miami Curated:** [Things to Do in Miami, May '26](#) (Farmers Market)
- **Miami Artzine:** [Music Transcends Language: 'Cuba, mi Amor' Comes to Miami](#)
- **Diarios las Americas:** [Orquesta de Miami presenta el espectáculo "Cuba, Mi Amor"](#)
- **Islander News:** [Weekend local calendar of events and activities packed with fun options for the entire family](#) (Cuba Mi Amor)
- **Hotspot Magazine:** [Canciones y Amor Concert at Pinecrest Gardens April 26](#) (Cuba Mi Amor)
- **Miami Living Magazine:** [O, Miami Poetry Festival Celebrated 15th Anniversary Opening Week](#) (Poetry in Pajamas)
- **ArtBurst Miami:** [An Outdoor Stage, Premieres and Past Favorites Shape Spring for Dance Companies](#)

MEDIA/INFLUENCER MENTIONS

@pinecrestftl

- [@theinclusivemama](#)
- [@themiamimoms](#)

FYI

- [@theadventuresofkatgirl](#)

@pinecrest_gardens

- [@momapprovedmiami](#)
- [@momapprovedmiami](#)

FYI

- [@nicolelovar](#)
- [@nicki_trench_re](#)
- [@themiamimoms](#)
- [@nikkithefairy](#)

Post performance - Instagram Business

Data from 21 Apr, 2026 to 21 May, 2026

Sources

- 📍 pinecrest_gardens
- 📍 pinecrestfl
- 📍 pinecrestparks
- 📍 pinecrestpolice



📍 pinecrestfl and 2 others
🕒 Apr 22, 20:02

One year ago, the Village of Pinecrest launched the Everglades Earth Cycle partnership with the Miccosukee Tribe, Love the Everglades Movement, and Fertile Earth Worm Farm. The results are massive: together, we have diverted over 200,000

14.22 % engagement rate



📍 pinecrestpolice and pinecrestfl
🕒 May 04, 10:30

May the 4th be with you.....
#starwarsday @pinecrestfl

11.11 % engagement rate



📍 pinecrestpolice
🕒 Apr 29, 00:56

It's time for the 9:00 pm routine Pinecrest. Cars Locked? Home Locked? Key Fob secure? Stay safe Pinecrest.

11.06 % engagement rate



📍 pinecrestfl
🕒 Apr 21, 19:20

A crocodile has been spotted in the canal across from Pinecrest Elementary and near the Linear Road Park trails. We are reminding all residents, from families walking to school to our morning runners, to remain vigilant near the water's edge. While

10.88 % engagement rate



📍 pinecrestpolice
🕒 Apr 24, 23:09

Today, the Pinecrest Police Department proudly stood alongside our community at the 5th Annual Autism Support Walk in the City of Opa-locka. From the opening ceremony to the final steps of the walk, the energy, unity, and purpose were

9.83 % engagement rate



📍 pinecrestpolice
🕒 May 08, 14:17

8.49 % engagement rate



📍 pinecrestpolice
🕒 May 16, 15:11

Today was a powerful reminder that when a community comes together around mental health, real change happens. Proud to stand alongside so many incredible people at the NAMIWalks Miami-Dade event supporting awareness, education, advocacy, and hope

7.7 % engagement rate



📍 pinecrestfl and pinecrestparks
🕒 Apr 24, 19:08

Earlier today, Pinecrest residents celebrated Arbor Day when the Village Council officially unveiled the Coral Pine Park Improvement Project and added another slash pine to our local canopy. This celebration of our decades as an Arbor Day Foundation "Tree

7.26 % engagement rate



📍 pinecrestfl
🕒 May 16, 10:01

The newly opened Kendall Linear Park is a strategic infrastructure investment designed to move people safely while protecting our neighborhood. The path provides a scenic, safe route for pedestrians and cyclists from Red Road to 65th Court and eventually to

7.19 % engagement rate



📍 pinecrestpolice
🕒 Apr 26, 23:37

🦸❤️ Calling all SUPERHEROES... this one is for a cause that matters ❤️🦸 The Pinecrest Police Superheroes showed up strong at VENTURE X Palmetto Bay for an incredible evening celebrating Autism Acceptance — and the energy, smiles, and

7.15 % engagement rate



📍 pinecrestpolice
🕒 May 09, 21:59

On May 8, 2026, Officers Nelson Salgado and Lenor Sarria were awarded Certificates of Special Congressional Recognition by María Elvira Salazar for their dedication, commitment, and lifesaving efforts in service to the communities they protect. On

6.96 % engagement rate



📍 pinecrestpolice
🕒 May 19, 01:39

<https://nbcmiami.app.link/S11oeTTSf3b>

6.94 % engagement rate



pinecrestpolice
P May 02, 19:33

In honor of National Police Week, the Pinecrest Police Department was proud to participate in the 482nd Security Forces Squadron's Police Week Expo & Recruitment Event at Homestead Air Reserve Base. This event brought together military and civilian

6.82 % engagement rate



pinecrestfl
P Apr 28, 20:02

The Pinecrest Police Department wears badges every day. But sometimes, they wear capes too. Captain Edison Cruz pioneered the idea: Swap the uniform for a cape, show up where families are and teach kids that their police department is a trusted

6.78 % engagement rate



pinecrestparks
P Apr 22, 13:01

Calling all yarn lovers! Whether you're a seasoned knitter, a crochet enthusiast, or just looking to learn, this one's for you! Join our cozy crafting group and... Share your latest projects Pick up tips & tricks Connect with fellow fiber arts fans All skill

6.45 % engagement rate



pinecrestparks
P Apr 24, 12:00

Get moving with us! At the FitCrest Health and Wellness Fair, you can: Join fitness demonstrations Try mini workouts Enjoy music to keep you energized May 30 | 9 AM - 1 PM Suniland Park Bring your energy—we'll

6.16 % engagement rate



pinecrest_gardens
P Apr 24, 15:00

Community looks good on you This is your sign to step outside, show up, and tap into something real. Join us for Her Bazaar - a day where women support women, local brands shine, and the energy feels unmatched May 2 | 10 AM - 4 PM

5.86 % engagement rate



pinecrestfl
P Apr 29, 22:00

Whether you're walking the kids to school or enjoying a quiet morning stroll, Pinecrest's peacocks are a signature part of our landscape. But to keep our neighborhood beautiful and the population manageable, we need your help: please do not feed the

5.12 % engagement rate



pinecrest_gardens
P May 04, 15:00

May the Fourth be with you Throwing it back to one of our most unforgettable weekends at Pinecrest Gardens - Force in the Gardens - when the galaxy came to life right here among the trees. Happy #MayThe4th to all who

5 % engagement rate



pinecrestparks
P May 04, 11:01

Hey, Pinecrest readers! If you enjoy good stories, good company, and fun conversations, then the Pinecrest Page Turners this is the perfect place for you. We meet once a month at the Pinecrest Community Center, and every meeting is

5 % engagement rate



pinecrest_gardens
P May 19, 15:00

End-of-season harvests are the best kind of fun! Our team recently pulled fresh carrots and other goodies straight from the garden beds - and of course, the harvest had to be shared with our zoo animals and staff too. Tucked near the

4.74 % engagement rate



pinecrestparks
P May 21, 16:05

NEW THIS FALL 2026 - French Explorers Club is coming to Pinecrest! Bonjour and welcome to an exciting new after-school enrichment program where children discover the French language through fun, games, creativity, music, movement, stories,

4.73 % engagement rate



pinecrest_gardens
P May 15, 15:00

Nature meets art at the gardens The ginger flowers are blooming beautifully - come wander, explore, and soak in all the colors of the season in full bloom

4.64 % engagement rate



pinecrestpolice
P May 02, 18:27

On April 29, the Village of Pinecrest Police Department's Community Response Team (CRT), along with Buster and our Pinecrest Police Explorers, joined Palmetto Elementary students, families, and staff for their annual P.E. Night. From the 1-mile jog

4.62 % engagement rate



pinecrestfl
P Apr 23, 15:05

The Village of Pinecrest is pleased to announce the swearing-in of James E. McDonald, who will serve as Councilmember, Seat 3, following his nomination and confirmation by the Village Council in April 2026, for the time remaining

4.53 % engagement rate



pinecrest_gardens
P May 08, 13:38

World Donkey Day appreciation post because these little guys deserve way more hype Come visit our buddies River & Jake - the barn is open daily from 9 AM to 4 PM

4.31 % engagement rate



pinecrestparks
P May 11, 13:00

GAME DAY FUN! Looking for a fun and relaxing way to spend your day? Bring your friends and join us for game day. A time filled with laughter, friendly competition, and great company! Games include: Mahjong • Dominoes • Canasta • And more!

4.19 % engagement rate



pinecrestfl
P Apr 24, 12:01

Get moving with us! At the FitCrest Health and Wellness Fair, you can: Join fitness demonstrations Try mini workouts Enjoy music to keep you energized May 30 | 9 AM - 1 PM Suniland Park Bring your energy—we'll

4.07 % engagement rate



pinecrestpolice and pinecrestfl
May 11, 17:05

Northbound lanes are closed on US 1 at SW 90th Street after a truck struck and damaged the traffic signal at Kendall Drive. Because the signal pole sustained extensive damage, the closure is expected to last several days. Pinecrest Police Department

4.04 % engagement rate



pinecrest_gardens
Apr 22, 15:00

Fresh finds, local flavors, and a Sunday well spent. Join us at the Pinecrest Farmers Market every Sunday for a vibrant community experience featuring local artisans, farm-fresh produce, handmade goods, and delicious bites for the whole

3.91 % engagement rate



pinecrestparks
Apr 21, 13:00

Friendly Reminder: Page Turners April Read Don't forget! Join us Friday, April 24th at 11 AM at the Pinecrest Community Center for our April Book Club meeting. This month's read is "The God of the Woods" by Liz Moore 🌟📖 Pinecrest Community

3.91 % engagement rate



pinecrestfl
May 15, 18:00

Join us for Conversations with Council at Pinecrest Gardens on Thursday, May 21, from 6:30 pm to 8 pm. Councilmember James E. McDonald invites residents to share their thoughts, ask questions, and engage in meaningful dialogue. Don't miss

3.9 % engagement rate



pinecrestparks
May 14, 13:00

Slow down, breathe deep, and move with intention. Join us for a gentle Tai Chi class designed for seniors! Through relaxing, low-impact movements you'll improve your balance, flexibility, and peace of mind — no experience needed. Come flow with us,

3.7 % engagement rate



pinecrest_gardens
May 18, 23:00

What a beautiful way to close out the 2025/2026 season 🌿🎭 A heartfelt thank you to everyone who joined us for an unforgettable evening of Dance in the Gardens featuring the incredible Dimensions Dance Theatre of Miami in the

3.69 % engagement rate



pinecrestfl
May 20, 14:01

Thank you to South Dade Spotlight for featuring Pinecrest's new Blue Envelope Program, a free, voluntary tool that helps drivers with autism and developmental disabilities communicate their needs during traffic stops before things get stressful. Read

3.68 % engagement rate



pinecrestfl and pinecrestparks
Apr 23, 22:22

Join the Village Council tomorrow, Friday, April 24, at 9:30 am to unveil the Coral Pine Park Improvement Project and pick up your free sapling to plant in honor of Arbor Day. Enjoy Coral Pine Park's brand-new pickleball courts, improved walkways, and a

3.66 % engagement rate



pinecrest_gardens
May 12, 23:00

Behind the scenes in the Lake Garden 🌿🌳 Meet the Dracaena draco, the iconic Canary Islands Dragon Tree 🌿🌳—slow-growing, sculptural, and absolutely striking in the landscape. Over time, it forms a dramatic umbrella-shaped canopy that feels

3.61 % engagement rate



pinecrestparks
May 20, 13:00

Calling all yarn lovers! Whether you're a seasoned knitter, a crochet enthusiast, or just looking to learn, this one's for you! Join our cozy crafting group and... 🌟 Share your latest projects 🌟 Pick up tips & tricks 🌟 Connect with fellow fiber arts fans All skill

3.57 % engagement rate



pinecrestparks
May 08, 12:02

Help shape the future of pickleball at Coral Pine Park! Whether you're a seasoned player or new to the game, your feedback will help guide future programs, clinics, leagues & events offered by Pinecrest Parks & Recreation. Complete the survey by May 29,

3.57 % engagement rate



pinecrest_gardens
Apr 30, 15:00

What a beautiful way to close our Jazz season. Thank you to everyone who joined us at the Banyan Bowl for an unforgettable evening with the incredible Nu Deco Ensemble and special guest Etienne Charles. Together, we celebrated a night where

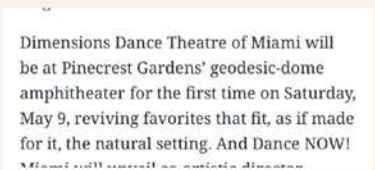
3.54 % engagement rate



pinecre... and pinecrest_gardens
May 02, 10:01

We're celebrating the teachers who inspire our students and drive our schools' success by providing free admission to Pinecrest Gardens for all educators during Educator Appreciation Week, starting today May 2 through May 8, 2026. Simply present your

3.44 % engagement rate



pinecre... and pinecrest_gardens
May 08, 20:28

Huge thanks to @artburstmiami and the @miamiherald for featuring this Saturday's Dance in the Gardens with Dimensions Dance Theatre of Miami, which makes its debut in the @pinecrest_gardens Banyan Bowl. World-class ballet meets our lush

3.42 % engagement rate



pinecrestpolice
Apr 26, 03:26

Today, the Pinecrest Police "Superheroes" showed up in full force for something bigger than just a great event, it was about connection, inclusion, and community. In partnership with Commissioner Raquel Regalado and Shannon Delprado, our team

3.41 % engagement rate



pinecrestparks
Apr 23, 13:00

Slow down, breathe deep, and move with intention. Join us for a gentle Tai Chi class designed for seniors! Through relaxing, low-impact movements you'll improve your balance, flexibility, and peace of mind — no experience needed. Come flow with us,

3.39 % engagement rate



pinecrestfl
P May 21, 16:01

The Village of Pinecrest and the University of Miami's BikeSafe team launched a Safe Streets for All research study to map exactly how families navigate our community. This is a federal initiative backed by rigorous research. Share your thoughts before the

3.38 % engagement rate



pinecrestparks
P May 05, 13:00

Ready to test your luck? It's BINGO time! Will you be the one shouting "BINGO!" first? Get ready for a morning full of fun, prizes, and lots of laughs! Bring your friends, your lucky charm, and your best Bingo calls--this is one event you don't want

3.23 % engagement rate



pinecrestfl
P Apr 21, 16:02

Your commitment to sustainability made Saturday's Drive-Thru Recycling Event at Evelyn Greer Park a success. Residents from across the Village responsibly disposed of sensitive documents, household paints, old electronics, and clothing. The professional

3.15 % engagement rate



pinecrestparks
P Apr 27, 13:00

GAME DAY FUN! Looking for a fun and relaxing way to spend your day? Bring your friends and join us for game day. A time filled with laughter, friendly competition, and great company! Games include: Mahjong • Dominoes • Canasta • And more!

3.05 % engagement rate



pinecrest_gardens
P May 01, 23:00

A magical evening of ballet awaits beneath the stars. For the first time ever, Dimensions Dance Theatre of Miami takes the stage at Pinecrest Gardens with Ballet in the Gardens -- an extraordinary night of neoclassical dance set against the

3.02 % engagement rate



pinecrestfl and pinecrestbusiness
P May 09, 10:00

The FitCrest Health & Wellness Fair takes over Suniland Park on Saturday, May 30, from 9 am to 1 pm. Available at zero cost to you: -free health screenings -mental health resources -mini-workouts -fitness demos -local wellness vendors -wellness workshops

3 % engagement rate



pinecre... and pinecrest_gardens
P Apr 28, 17:05

We're celebrating the teachers who inspire our students and drive our schools' success by providing free admission to Pinecrest Gardens for all educators during Educator Appreciation Week, May 2 to 8, 2026. Simply present your school ID to enjoy full access to

2.95 % engagement rate



pinecrest_gardens
P May 09, 15:00

Mosaic Making Workshop with Crafts & Drafts Miami Thursday, May 21 6:30 PM \$55 per person Need a last-minute but thoughtful gift for the moms in your life? We've got you covered Treat them (or come together!) to a creative night out

2.92 % engagement rate



pinecrestfl
P May 18, 16:02

The FitCrest Health & Wellness Fair takes over Suniland Park on Saturday, May 30, from 9 am to 1 pm. Available at zero cost to you: -free health screenings -mental health resources -mini-workouts -fitness demos -local wellness vendors -wellness workshops

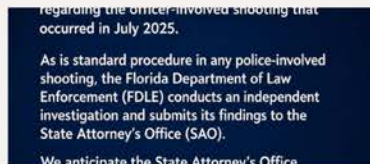
2.74 % engagement rate



pinecrestparks
P May 21, 12:01

There is still time to help shape the future of pickleball programs at Coral Pine Park! Whether you're a seasoned player or new to the game, your feedback will help guide future programs, clinics, leagues & events offered by Pinecrest Parks & Recreation.

2.69 % engagement rate



pinecrestpolice
P Apr 30, 00:48

regarding the officer-involved shooting that occurred in July 2025. As is standard procedure in any police-involved shooting, the Florida Department of Law Enforcement (FDLE) conducts an independent investigation and submits its findings to the State Attorney's Office (SAO). We anticipate the State Attorney's Office

2.66 % engagement rate



pinecrest_gardens
P May 06, 15:30

Summer adventures start at Pinecrest Gardens! From hands-on S.T.E.A.M. discoveries to playful mornings at Toddler Camp, our summer camps are designed for curious little explorers of all ages. Campers enjoy science, art, music, movement, splash

2.51 % engagement rate



pinecrestfl
P May 10, 12:02

Whether your Mother's Day involves a peaceful solo stroll through the curated botanical paths at Pinecrest Gardens, a meal at one of Pinecrest's stellar restaurants or a lively family picnic under the shaded pavilions at Suniland Park, Pinecrest hopes

2.41 % engagement rate



pinecrest_gardens
P Apr 29, 15:00

Summer adventures are almost here at Pinecrest Gardens! Give your little ones a season filled with discovery, creativity, and unforgettable memories -- from science experiments and art projects to splash time, movement, and special animal encounters.

2.25 % engagement rate



pinecrestparks
P May 03, 13:30

Join us for Mat Pilates every Wednesday at 9:00 a.m! Have you saved your spot yet? Don't miss your chance to build strength, improve flexibility, and feel amazing Classes at the Pinecrest Community Center are fun, supportive, and

2.21 % engagement rate



pinecrestfl
P May 03, 12:01

Don't Miss the Fun! The FitCrest Health and Wellness Fair is packed with: Local wellness vendors Giveaways & raffles Music & family-friendly vibes May 30 | 9 AM - 1 PM Suniland Park Come explore, connect, and maybe even win


2.2 % engagement rate



pinecrest_gardens
May 07, 15:00

A few important Garden updates as we get ready for a busy and fun summer at Pinecrest Gardens! Our Playground will be closed for maintenance from May 11 through May 15 to make sure it stays safe and beautiful for all our little visitors.

2.19 % engagement rate



pinecrestfl
May 13, 21:01

Make your voice heard in the 2026 Municipal and Special Election for the Village of Pinecrest! Residents are encouraged to register to vote and participate in shaping the future of our community. The upcoming election will include Council Seats 3 (2-year

2.18 % engagement rate



pinecrestparks
May 03, 12:00

Don't Miss the Fun! The FitCrest Health and Wellness Fair is packed with: Local wellness vendors Giveaways & raffles Music & family-friendly vibes May 30 | 9 AM - 1 PM Suniland Park Come explore, connect, and maybe even win

2.09 % engagement rate



pinecrest_gardens
May 10, 11:00

A beautiful moment, generations in bloom Love grows deeper right here in the Gardens. Happy Mother's Day to the hearts that hold families together—today and always. @shellsandchampagne @kayleightaylor

1.97 % engagement rate



pinecrestfl
Apr 26, 14:05

Pinecrest is stopping mosquitoes at the source by pairing Village-led canal maintenance with aggressive debris removal and water-quality management to eliminate stagnant, organic-rich conditions that fuel population spikes. But canals are

1.83 % engagement rate



pinecrest_gardens
May 17, 10:00

Hot outside? Come cool off at the Pinecrest Farmers Market! Open every Sunday from 9 AM to 2 PM and serving up fresh produce, delicious bites, refreshing drinks, and all the local flavors you love. Stroll the market, support local vendors,

1.72 % engagement rate



pinecrestfl
May 07, 16:25

Your voice helps steer the Village. Councilmember James E. McDonald invites residents to share their thoughts, ask questions and engage in meaningful dialogue on Thursday, May 21, at 6:30 PM at Pinecrest Gardens. This event is free but

1.72 % engagement rate



pinecrest_gardens
Apr 27, 22:00

An intimate "I do" surrounded by nature For couples dreaming of something personal, peaceful, and unforgettable—this hidden garden setting is the perfect place to say forever.

1.67 % engagement rate



pinecrestparks
May 13, 11:45

Pinecrest's Ultimate Summer for Kids is HERE! Get ready for an unforgettable summer filled with sports, STEAM, arts, adventure, and nonstop fun with Pinecrest Parks & Recreation's 2026 Summer Camp season! June 8 - August 14, 2026

1.65 % engagement rate



pinecrestpolice and pinecrestfl
May 12, 02:51

discussion, thoughtful reflections, and a shared love of our latest read.

1.65 % engagement rate



pinecrestparks
May 18, 13:00

Page Turners May Read Join us Friday, May 29th at 11 AM at the Pinecrest Community Center for our May Book Club! This month's read: "The Invisible Life of Addie LaRue" by V.E. Schwab

1.59 % engagement rate



pinecrestfl and 2 others
May 14, 20:01

The Village of Pinecrest partnered with the University of Miami's BikeSafe team on a federal Safe Streets for All initiative. If you have a school-aged child, your 5-minute anonymous survey is exactly what this study needs. The BikeSafe team wants to know

1.41 % engagement rate



pinecrestfl
May 06, 22:00

Pinecrest is a NOAA Weather-Ready Nation Ambassador. This partnership means we provide you with the most precise data for the 2026 hurricane season so you can make informed, cost-effective decisions. Knowing your flood zone is the key to fiscal safety. It

1.39 % engagement rate



pinecrestparks
May 13, 13:00

Page Turners May Read We're cozying up with "The Invisible Life of Addie LaRue" by V.E. Schwab for our May Book Club meeting! The Invisible Life of Addie LaRue by V.E. Schwab is a fantasy novel about a French woman who makes a Faustian

1.23 % engagement rate



pinecre... and pinecrest_gardens
May 05, 18:02

Last week, @pinecrest_gardens hosted the Miami-Dade Local Mitigation Strategy (LMS) quarterly summit. This workshop brought together disaster planners and tech experts to examine evolving risks, explore data-driven decision-making, and identify

0.96 % engagement rate



pinecrestparks
May 06, 13:00

Calling all yarn lovers! Whether you're a seasoned knitter, a crochet enthusiast, or just looking to learn, this one's for you! Join our cozy crafting group and... Share your latest projects Pick up tips & tricks Connect with fellow fiber arts fans All skill

0.85 % engagement rate



pinecrestfl
 P May 27, 13:55

Tomorrow, April 28, at 6:30 pm, the Pinecrest Youth Advisory Council (YAC) presents a free event on estate planning and property taxes to help you save big and plan ahead. Following the presentation, attorneys Paul Sasso and Fernan Rodriguez

0.85 % engagement rate



pinecrestparks
 P May 04, 13:00

Stay active, have fun, and feel amazing! Join our Zumba for Seniors group — where fitness meets friendship! Enjoy easy-to-follow moves, great music, and plenty of smiles. No experience needed, just bring your energy! 🎉🗓️ Every Tuesday &

0.84 % engagement rate



pinecrest_gardens
 P May 03, 15:00

Every unforgettable wedding day begins with a beautiful moment like this. Our private Bridal Suite at Pinecrest Gardens offers the perfect space to relax, get ready, and share those once-in-a-lifetime memories before walking down the aisle.

0.82 % engagement rate



pinecrestpolice
 P May 15, 13:23

SEAT BELTS SAVE LIVES 🚗 Every 54 minutes, someone not wearing a seat belt dies in a traffic crash in the United States. In 2024 alone, 9,758 passenger vehicle occupants killed in crashes were not buckled up. The numbers are even more

0.4 % engagement rate



pinecrestfl
 P May 08, 14:01

The May Council Meeting recap is live. Stay informed, review every decision, and hear the discussion behind the Village's key decisions. The streamlined summary and video archive show exactly how your tax dollars and Village resources are being put

0.36 % engagement rate



pinecrestfl
 P Apr 30, 22:01

The Village Council will hold a regular meeting on Tuesday, May 5, at 6 pm at the Pinecrest Municipal Center. Residents are welcome to attend in person or watch the meeting live on the Village website. Review the complete agenda and find the

0.27 % engagement rate



pinecrestparks
 P May 21, 22:22

0 % engagement rate



pinecrestparks
 P May 21, 22:21

0 % engagement rate



pinecrestparks
 P May 21, 22:21

0 % engagement rate



pinecrestparks
 P May 21, 22:21

0 % engagement rate



pinecrestparks
 P May 21, 22:21

0 % engagement rate



pinecrestparks
 P May 21, 22:20

0 % engagement rate



pinecrestparks
 P May 21, 22:20

0 % engagement rate



pinecrestparks
 P May 21, 22:20

0 % engagement rate



pinecrestparks
 P May 21, 22:20

0 % engagement rate



pinecrestparks
 P May 21, 22:20

0 % engagement rate



pinecrestparks
 P @ [May 21, 22:19](#)

0 % engagement rate

pinecrestparks
 P @ [May 21, 22:17](#)

0 % engagement rate

pinecrestparks
 P @ [May 21, 16:27](#)

0 % engagement rate

pinecrestparks
 P @ [May 21, 16:27](#)

0 % engagement rate



pinecrestfl
 P @ [May 21, 14:53](#)

0 % engagement rate

pinecrestfl
 P @ [May 21, 14:51](#)

0 % engagement rate

pinecrestfl
 P @ [May 21, 14:49](#)

0 % engagement rate

pinecrest_gardens
 P @ [May 20, 19:11](#)

0 % engagement rate



PINECREST
MEMORANDUM

Finance Department

DATE: May 29, 2026
TO: Yocelyn Galiano, ICMA-CM, Village Manager
FROM: Marie Arteaga-Nariño, Finance Director *MAN*
RE: May 2026 Monthly Report

Attached for your information please find the monthly report for the Finance Department. This report provides a list of noteworthy budgetary information as well as financial data for each department.

BUDGET HIGHLIGHTS

The following table highlights significant deviations from anticipated revenue trends affecting the Fiscal Year 2025-26 General Fund budget.

BUDGET DEVIATIONS - REVENUE			
DEPARTMENT/DIVISION	10/01/2026 – 4/30/2026 YTD TOTAL	DIFFERENCE +/- FROM FY25 YTD TOTAL	PERCENT DIFFERENCE
Building	\$2,908,086.72	\$783,552.84	36.9%
Community Center	\$1,058,182.88	(\$13,369.80)	(1.25%)
Pinecrest Gardens	\$1,451,945.59	\$165,836.63	12.9%

ACCOUNT BALANCE	
5/31/2026	
Tree Fund	\$320,493.19

ACCOUNT BALANCE			
	REVENUE YTD 5/31/2026	PAID YTD 5/31/2026	NET
Red-light Camera	\$569,172.40	\$205,193.42	\$363,978.98
Speed Camera Schools	\$656,422.15	\$181,019.00	\$475,403.15

VILLAGE COUNCIL TRAVEL EXPENSE LOG			
Date	Expenditure		Total
		\$	5,000.00
10/22/2025	Ethics Training - Parking	\$	12.79
3/24/2026	Broward County Convention Parking	\$	40.00
		\$	-
		Expenditures to date	\$ 52.79
		Balance Available in Budget	\$ 4,947.21

INVESTMENT RETURN	June 2025	July 2025	August 2025	Sep 2025	Oct 2025	Nov 2025	Dec 2025	Jan 2026	Feb 2026	Mar 2026	Apr 2026	May 2026
INVESTMENT SOURCE - VILLAGE												
STATE POOL	4.47%	4.46%	4.44%	4.29%	4.24%	4.14%	3.94%	3.89%	3.85%	3.82%	3.86%	3.83%
INVESTMENT SOURCE COMPARISON - NON												
T-BILLS												
6 Months	4.11%	4.13%	3.88%	3.72%	3.70%	3.67%	3.50%	3.53%	3.53%	3.60%	3.56%	3.64%
3 Months	4.19%	4.25%	4.08%	3.87%	3.73%	3.75%	3.57%	3.59%	3.60%	3.61%	3.61%	3.60%
NATIONAL RATE												
One Year	2.02%	2.03%	2.04%	2.00%	1.96%	1.93%	1.91%	1.89%	1.89%	1.90%	1.90%	1.97%
PRIME RATE												
	7.50%	7.50%	7.50%	7.25%	7.25%	7.00%	6.75%	6.75%	6.75%	6.75%	6.75%	6.75%
CONSUMER PRICE INDEX												
	322.6	323.0	324.0	324.8		324.1	324.1	325.3	326.8	330.2	333.0	
+/- Year Ago	2.7%	2.7%	2.9%	3.0%		2.7%	2.70%	2.40%	2.40%	3.30%	3.80%	
MORTGAGE/SECURITIES **												
Fannie Mae (FNMA) 30 yrs	6.83%	6.76%	6.59%	6.33%	6.25%	6.37%	6.25%	6.18%	6.10%	6.57%	6.34%	6.56%
NAPM ***/ ISM	49.0	48.0	48.7	49.1	48.7	48.2	47.9	52.6	52.4	52.7	52.7	

Notes:

- * Only the investments with the notation "Village" are currently in place, the others are presented for comparison purposes.
- ** Mortgage/Securities Return Principal and Interest on a Monthly Basis.
- *** Institute for Supply Management, less than 50 denotes contraction and more than 50 denotes expansion in the manufacturing sector of the economy

Village Council also donated \$40,000.00 from the Grants & Aide Community Events and Other Grants & Aide budget line as follows:

- Economic Development Council of South Miami-Dade
- Palmetto Elementary School PTA
- Pinecrest Elementary School PTA
- Miami Palmetto Senior High School



PINECREST

Budget by Organization Report

Through 05/31/26
 Prior Fiscal Year Activity Excluded
 Summary Listing

Organization	Adopted Budget	Budget Amendments	Amended Budget	Current Month Transactions	YTD Encumbrances	YTD Transactions	Budget - YTD Transactions	% Used/ Rec'd	Prior Year Total
Fund 001 - General Fund									
REVENUE									
Department 000 - .	41,312,520.00	.00	41,312,520.00	1,460,816.51	.00	33,445,999.16	7,866,520.84	81	39,229,598.18
REVENUE TOTALS	\$41,312,520.00	\$0.00	\$41,312,520.00	\$1,460,816.51	\$0.00	\$33,445,999.16	\$7,866,520.84	81%	\$39,229,598.18
EXPENSE									
Department 000 - .	6,044,918.00	.00	6,044,918.00	.00	.00	2,866,811.92	3,178,106.08	47	8,035,677.34
Department 511 - Village Council	158,705.00	.00	158,705.00	37,771.43	27,347.37	85,714.04	45,643.59	71	258,539.19
Department 512 - Administrative	1,537,073.00	6,570.00	1,543,643.00	174,103.21	16,000.00	1,012,221.62	515,421.38	67	1,457,287.71
Department 513 - Finance Department	597,443.00	.00	597,443.00	54,614.08	.00	421,112.55	176,330.45	70	548,353.47
Department 514 - Village Attorney	650,000.00	166,804.00	816,804.00	83,513.50	.00	532,241.57	284,562.43	65	653,195.76
Department 519 - General Government	3,827,656.00	45,194.00	3,872,850.00	243,435.89	168,576.90	2,679,659.89	1,024,613.21	74	3,573,775.61
Department 521 - Police Department	14,608,915.00	5,107.00	14,614,022.00	1,521,933.63	69,605.50	9,588,247.98	4,956,168.52	66	12,795,386.45
Department 524 - Building, Planning & Zoning -BPZ	3,799,258.00	.00	3,799,258.00	407,874.42	19,352.91	2,524,516.17	1,255,388.92	67	3,576,293.79
Department 525 - Emergency and Disaster Relief	.00	.00	.00	.00	.00	.00	.00	+++	.00
Department 539 - Public Works	1,333,732.00	.00	1,333,732.00	146,181.49	4,000.00	844,438.42	485,293.58	64	1,102,757.92
Department 572 - Parks and Recreation	4,648,667.00	35,321.00	4,683,988.00	444,669.85	.00	2,836,547.76	1,847,440.24	61	4,221,101.82
Department 575 - Pinecrest Gardens	3,986,650.00	.00	3,986,650.00	349,595.62	21,250.00	2,647,053.90	1,318,346.10	67	3,834,924.02
EXPENSE TOTALS	\$41,193,017.00	\$258,996.00	\$41,452,013.00	\$3,463,693.12	\$326,132.68	\$26,038,565.82	\$15,087,314.50	64%	\$40,057,293.08
Fund 001 - General Fund Totals									
REVENUE TOTALS	41,312,520.00	.00	41,312,520.00	1,460,816.51	.00	33,445,999.16	7,866,520.84	81%	39,229,598.18
EXPENSE TOTALS	41,193,017.00	258,996.00	41,452,013.00	3,463,693.12	326,132.68	26,038,565.82	15,087,314.50	64%	40,057,293.08
Fund 001 - General Fund Totals	\$119,503.00	(\$258,996.00)	(\$139,493.00)	(\$2,002,876.61)	(\$326,132.68)	\$7,407,433.34	(\$7,220,793.66)		(\$827,694.90)



PINECREST

Budget by Organization Report

Through 05/31/26
 Prior Fiscal Year Activity Excluded
 Summary Listing

Organization	Adopted Budget	Budget Amendments	Amended Budget	Current Month Transactions	YTD Encumbrances	YTD Transactions	Budget - YTD Transactions	% Used/ Rec'd	Prior Year Total
Fund 101 - Stormwater Utility Fund									
REVENUE									
Department 000 - .	1,868,320.00	.00	1,868,320.00	36,923.41	.00	2,281,417.39	(413,097.39)	122	1,963,700.89
REVENUE TOTALS	\$1,868,320.00	\$0.00	\$1,868,320.00	\$36,923.41	\$0.00	\$2,281,417.39	(\$413,097.39)	122%	\$1,963,700.89
EXPENSE									
Department 538 - Stormwater	8,591,334.00	6,865,076.00	15,456,410.00	789,810.12	2,623,680.99	4,937,628.57	7,895,100.44	49	1,064,177.48
EXPENSE TOTALS	\$8,591,334.00	\$6,865,076.00	\$15,456,410.00	\$789,810.12	\$2,623,680.99	\$4,937,628.57	\$7,895,100.44	49%	\$1,064,177.48
Fund 101 - Stormwater Utility Fund Totals									
REVENUE TOTALS	1,868,320.00	.00	1,868,320.00	36,923.41	.00	2,281,417.39	(413,097.39)	122%	1,963,700.89
EXPENSE TOTALS	8,591,334.00	6,865,076.00	15,456,410.00	789,810.12	2,623,680.99	4,937,628.57	7,895,100.44	49%	1,064,177.48
Fund 101 - Stormwater Utility Fund Totals	(\$6,723,014.00)	(\$6,865,076.00)	(\$13,588,090.00)	(\$752,886.71)	(\$2,623,680.99)	(\$2,656,211.18)	(\$8,308,197.83)		\$899,523.41



PINECREST

Budget by Organization Report

Through 05/31/26
 Prior Fiscal Year Activity Excluded
 Summary Listing

Organization	Adopted Budget	Budget Amendments	Amended Budget	Current Month Transactions	YTD Encumbrances	YTD Transactions	Budget - YTD Transactions	% Used/ Rec'd	Prior Year Total
Fund 102 - Transportation Fund									
REVENUE									
Department 000 - .	906,165.00	.00	906,165.00	38,388.59	.00	284,563.22	621,601.78	31	1,895,989.09
REVENUE TOTALS	\$906,165.00	\$0.00	\$906,165.00	\$38,388.59	\$0.00	\$284,563.22	\$621,601.78	31%	\$1,895,989.09
EXPENSE									
Department 000 - .	.00	.00	.00	.00	.00	.00	.00	+++	.00
Department 541 - Transportation	1,054,830.00	287,027.00	1,341,857.00	72,977.47	712,063.07	512,270.80	117,523.13	91	896,832.30
EXPENSE TOTALS	\$1,054,830.00	\$287,027.00	\$1,341,857.00	\$72,977.47	\$712,063.07	\$512,270.80	\$117,523.13	91%	\$896,832.30
Fund 102 - Transportation Fund Totals									
REVENUE TOTALS	906,165.00	.00	906,165.00	38,388.59	.00	284,563.22	621,601.78	31%	1,895,989.09
EXPENSE TOTALS	1,054,830.00	287,027.00	1,341,857.00	72,977.47	712,063.07	512,270.80	117,523.13	91%	896,832.30
Fund 102 - Transportation Fund Totals	(\$148,665.00)	(\$287,027.00)	(\$435,692.00)	(\$34,588.88)	(\$712,063.07)	(\$227,707.58)	\$504,078.65		\$999,156.79



PINECREST

Budget by Organization Report

Through 05/31/26
 Prior Fiscal Year Activity Excluded
 Summary Listing

Organization	Adopted Budget	Budget Amendments	Amended Budget	Current Month Transactions	YTD Encumbrances	YTD Transactions	Budget - YTD Transactions	% Used/ Rec'd	Prior Year Total
Fund 103 - Police Education Fund									
REVENUE									
Department 000 - .	4,200.00	.00	4,200.00	321.33	.00	7,358.49	(3,158.49)	175	5,767.96
REVENUE TOTALS	\$4,200.00	\$0.00	\$4,200.00	\$321.33	\$0.00	\$7,358.49	(\$3,158.49)	175%	\$5,767.96
EXPENSE									
Department 521 - Police Department	17,925.00	.00	17,925.00	5,372.25	.00	9,341.62	8,583.38	52	16,442.00
EXPENSE TOTALS	\$17,925.00	\$0.00	\$17,925.00	\$5,372.25	\$0.00	\$9,341.62	\$8,583.38	52%	\$16,442.00
Fund 103 - Police Education Fund Totals									
REVENUE TOTALS	4,200.00	.00	4,200.00	321.33	.00	7,358.49	(3,158.49)	175%	5,767.96
EXPENSE TOTALS	17,925.00	.00	17,925.00	5,372.25	.00	9,341.62	8,583.38	52%	16,442.00
Fund 103 - Police Education Fund Totals	(\$13,725.00)	\$0.00	(\$13,725.00)	(\$5,050.92)	\$0.00	(\$1,983.13)	(\$11,741.87)		(\$10,674.04)



PINECREST

Budget by Organization Report

Through 05/31/26
 Prior Fiscal Year Activity Excluded
 Summary Listing

Organization	Adopted Budget	Budget Amendments	Amended Budget	Current Month Transactions	YTD Encumbrances	YTD Transactions	Budget - YTD Transactions	% Used/ Rec'd	Prior Year Total
Fund 104 - Police Forfeiture Fund									
REVENUE									
Department 000 - .	.00	.00	.00	.00	.00	.00	.00	+++	.00
REVENUE TOTALS	\$0.00	\$0.00	\$0.00	\$0.00	\$0.00	\$0.00	\$0.00	+++	\$0.00
EXPENSE									
Department 521 - Police Department	.00	.00	.00	.00	.00	.00	.00	+++	.00
EXPENSE TOTALS	\$0.00	\$0.00	\$0.00	\$0.00	\$0.00	\$0.00	\$0.00	+++	\$0.00
Fund 104 - Police Forfeiture Fund Totals									
REVENUE TOTALS	.00	.00	.00	.00	.00	.00	.00	+++	.00
EXPENSE TOTALS	.00	.00	.00	.00	.00	.00	.00	+++	.00
Fund 104 - Police Forfeiture Fund Totals	\$0.00	\$0.00	\$0.00	\$0.00	\$0.00	\$0.00	\$0.00		\$0.00



PINECREST

Budget by Organization Report

Through 05/31/26
 Prior Fiscal Year Activity Excluded
 Summary Listing

Organization	Adopted Budget	Budget Amendments	Amended Budget	Current Month Transactions	YTD Encumbrances	YTD Transactions	Budget - YTD Transactions	% Used/ Rec'd	Prior Year Total
Fund 105 - Hardwire, 911 Fund									
REVENUE									
Department 000 - .	12,265.00	.00	12,265.00	555.41	.00	7,246.29	5,018.71	59	48,010.49
REVENUE TOTALS	\$12,265.00	\$0.00	\$12,265.00	\$555.41	\$0.00	\$7,246.29	\$5,018.71	59%	\$48,010.49
EXPENSE									
Department 521 - Police Department	12,751.00	.00	12,751.00	142.20	.00	7,208.37	5,542.63	57	53,293.85
EXPENSE TOTALS	\$12,751.00	\$0.00	\$12,751.00	\$142.20	\$0.00	\$7,208.37	\$5,542.63	57%	\$53,293.85
Fund 105 - Hardwire, 911 Fund Totals									
REVENUE TOTALS	12,265.00	.00	12,265.00	555.41	.00	7,246.29	5,018.71	59%	48,010.49
EXPENSE TOTALS	12,751.00	.00	12,751.00	142.20	.00	7,208.37	5,542.63	57%	53,293.85
Fund 105 - Hardwire, 911 Fund Totals	(\$486.00)	\$0.00	(\$486.00)	\$413.21	\$0.00	\$37.92	(\$523.92)		(\$5,283.36)



PINECREST

Budget by Organization Report

Through 05/31/26
 Prior Fiscal Year Activity Excluded
 Summary Listing

Organization	Adopted Budget	Budget Amendments	Amended Budget	Current Month Transactions	YTD Encumbrances	YTD Transactions	Budget - YTD Transactions	% Used/ Rec'd	Prior Year Total
Fund 106 - Wireless, 911 Fund									
REVENUE									
Department 000 - .	79,945.00	.00	79,945.00	3,506.49	.00	57,605.25	22,339.75	72	101,769.00
REVENUE TOTALS	\$79,945.00	\$0.00	\$79,945.00	\$3,506.49	\$0.00	\$57,605.25	\$22,339.75	72%	\$101,769.00
EXPENSE									
Department 521 - Police Department	81,939.00	.00	81,939.00	922.89	.00	46,767.01	35,171.99	57	91,281.83
EXPENSE TOTALS	\$81,939.00	\$0.00	\$81,939.00	\$922.89	\$0.00	\$46,767.01	\$35,171.99	57%	\$91,281.83
Fund 106 - Wireless, 911 Fund Totals									
REVENUE TOTALS	79,945.00	.00	79,945.00	3,506.49	.00	57,605.25	22,339.75	72%	101,769.00
EXPENSE TOTALS	81,939.00	.00	81,939.00	922.89	.00	46,767.01	35,171.99	57%	91,281.83
Fund 106 - Wireless, 911 Fund Totals	(\$1,994.00)	\$0.00	(\$1,994.00)	\$2,583.60	\$0.00	\$10,838.24	(\$12,832.24)		\$10,487.17



Budget by Organization Report

Through 05/31/26
 Prior Fiscal Year Activity Excluded
 Summary Listing

Organization	Adopted Budget	Budget Amendments	Amended Budget	Current Month Transactions	YTD Encumbrances	YTD Transactions	Budget - YTD Transactions	% Used/ Rec'd	Prior Year Total
Fund 107 - CITT Public Transit Fund									
REVENUE									
Department 000 - .	1,191,250.00	.00	1,191,250.00	69,576.00	.00	466,393.04	724,856.96	39	1,452,357.57
REVENUE TOTALS	\$1,191,250.00	\$0.00	\$1,191,250.00	\$69,576.00	\$0.00	\$466,393.04	\$724,856.96	39%	\$1,452,357.57
EXPENSE									
Department 541 - Transportation	2,422,270.00	27,439.00	2,449,709.00	91,684.74	114,493.52	517,430.13	1,817,785.35	26	1,081,125.50
EXPENSE TOTALS	\$2,422,270.00	\$27,439.00	\$2,449,709.00	\$91,684.74	\$114,493.52	\$517,430.13	\$1,817,785.35	26%	\$1,081,125.50
Fund 107 - CITT Public Transit Fund Totals									
REVENUE TOTALS	1,191,250.00	.00	1,191,250.00	69,576.00	.00	466,393.04	724,856.96	39%	1,452,357.57
EXPENSE TOTALS	2,422,270.00	27,439.00	2,449,709.00	91,684.74	114,493.52	517,430.13	1,817,785.35	26%	1,081,125.50
Fund 107 - CITT Public Transit Fund Totals	(\$1,231,020.00)	(\$27,439.00)	(\$1,258,459.00)	(\$22,108.74)	(\$114,493.52)	(\$51,037.09)	(\$1,092,928.39)		\$371,232.07



PINECREST

Budget by Organization Report

Through 05/31/26
 Prior Fiscal Year Activity Excluded
 Summary Listing

Organization	Adopted Budget	Budget Amendments	Amended Budget	Current Month Transactions	YTD Encumbrances	YTD Transactions	Budget - YTD Transactions	% Used/ Rec'd	Prior Year Total
Fund 108 - Prepaid Phone 911 Fund									
REVENUE									
Department 000 - .	21,280.00	.00	21,280.00	742.30	.00	15,375.81	5,904.19	72	73,595.46
REVENUE TOTALS	\$21,280.00	\$0.00	\$21,280.00	\$742.30	\$0.00	\$15,375.81	\$5,904.19	72%	\$73,595.46
EXPENSE									
Department 521 - Police Department	22,545.00	.00	22,545.00	251.57	.00	12,748.69	9,796.31	57	75,413.72
EXPENSE TOTALS	\$22,545.00	\$0.00	\$22,545.00	\$251.57	\$0.00	\$12,748.69	\$9,796.31	57%	\$75,413.72
Fund 108 - Prepaid Phone 911 Fund Totals									
REVENUE TOTALS	21,280.00	.00	21,280.00	742.30	.00	15,375.81	5,904.19	72%	73,595.46
EXPENSE TOTALS	22,545.00	.00	22,545.00	251.57	.00	12,748.69	9,796.31	57%	75,413.72
Fund 108 - Prepaid Phone 911 Fund Totals	(\$1,265.00)	\$0.00	(\$1,265.00)	\$490.73	\$0.00	\$2,627.12	(\$3,892.12)		(\$1,818.26)



PINECREST

Budget by Organization Report

Through 05/31/26
 Prior Fiscal Year Activity Excluded
 Summary Listing

Organization	Adopted Budget	Budget Amendments	Amended Budget	Current Month Transactions	YTD Encumbrances	YTD Transactions	Budget - YTD Transactions	% Used/ Rec'd	Prior Year Total
Fund 109 - Police Impact Fee Fund									
REVENUE									
Department 000 - .	35,000.00	.00	35,000.00	5,980.00	.00	46,468.48	(11,468.48)	133	49,422.36
REVENUE TOTALS	\$35,000.00	\$0.00	\$35,000.00	\$5,980.00	\$0.00	\$46,468.48	(\$11,468.48)	133%	\$49,422.36
EXPENSE									
Department 521 - Police Department	.00	34,184.00	34,184.00	.00	68,367.31	.00	(34,183.31)	200	8,990.00
EXPENSE TOTALS	\$0.00	\$34,184.00	\$34,184.00	\$0.00	\$68,367.31	\$0.00	(\$34,183.31)	200%	\$8,990.00
Fund 109 - Police Impact Fee Fund Totals									
REVENUE TOTALS	35,000.00	.00	35,000.00	5,980.00	.00	46,468.48	(11,468.48)	133%	49,422.36
EXPENSE TOTALS	.00	34,184.00	34,184.00	.00	68,367.31	.00	(34,183.31)	200%	8,990.00
Fund 109 - Police Impact Fee Fund Totals	\$35,000.00	(\$34,184.00)	\$816.00	\$5,980.00	(\$68,367.31)	\$46,468.48	\$22,714.83		\$40,432.36



Budget by Organization Report

Through 05/31/26
 Prior Fiscal Year Activity Excluded
 Summary Listing

Organization	Adopted Budget	Budget Amendments	Amended Budget	Current Month Transactions	YTD Encumbrances	YTD Transactions	Budget - YTD Transactions	% Used/ Rec'd	Prior Year Total
Fund 110 - Parks Impact Fee Fund									
REVENUE									
Department 000 - .	125,000.00	.00	125,000.00	32,484.00	.00	243,230.28	(118,230.28)	195	292,267.26
REVENUE TOTALS	\$125,000.00	\$0.00	\$125,000.00	\$32,484.00	\$0.00	\$243,230.28	(\$118,230.28)	195%	\$292,267.26
EXPENSE									
Department 572 - Parks and Recreation	.00	19,795.00	19,795.00	4,490.00	.00	494,107.06	(474,312.06)	2496	58,692.00
Department 575 - Pinecrest Gardens	98,000.00	.00	98,000.00	.00	.00	9,975.00	88,025.00	10	89,504.31
EXPENSE TOTALS	\$98,000.00	\$19,795.00	\$117,795.00	\$4,490.00	\$0.00	\$504,082.06	(\$386,287.06)	428%	\$148,196.31
Fund 110 - Parks Impact Fee Fund Totals									
REVENUE TOTALS	125,000.00	.00	125,000.00	32,484.00	.00	243,230.28	(118,230.28)	195%	292,267.26
EXPENSE TOTALS	98,000.00	19,795.00	117,795.00	4,490.00	.00	504,082.06	(386,287.06)	428%	148,196.31
Fund 110 - Parks Impact Fee Fund Totals	\$27,000.00	(\$19,795.00)	\$7,205.00	\$27,994.00	\$0.00	(\$260,851.78)	\$268,056.78		\$144,070.95



PINECREST

Budget by Organization Report

Through 05/31/26
 Prior Fiscal Year Activity Excluded
 Summary Listing

Organization	Adopted Budget	Budget Amendments	Amended Budget	Current Month Transactions	YTD Encumbrances	YTD Transactions	Budget - YTD Transactions	% Used/ Rec'd	Prior Year Total
Fund 111 - Municipal Services Impact Fee									
REVENUE									
Department 000 - .	35,000.00	.00	35,000.00	4,136.00	.00	32,881.19	2,118.81	94	41,507.50
REVENUE TOTALS	\$35,000.00	\$0.00	\$35,000.00	\$4,136.00	\$0.00	\$32,881.19	\$2,118.81	94%	\$41,507.50
EXPENSE									
Department 519 - General Government	97,500.00	34,184.00	131,684.00	.00	17,670.12	77,137.20	36,876.68	72	89,146.31
EXPENSE TOTALS	\$97,500.00	\$34,184.00	\$131,684.00	\$0.00	\$17,670.12	\$77,137.20	\$36,876.68	72%	\$89,146.31
Fund 111 - Municipal Services Impact Fee Totals									
REVENUE TOTALS	35,000.00	.00	35,000.00	4,136.00	.00	32,881.19	2,118.81	94%	41,507.50
EXPENSE TOTALS	97,500.00	34,184.00	131,684.00	.00	17,670.12	77,137.20	36,876.68	72%	89,146.31
Fund 111 - Municipal Services Impact Fee Totals	(\$62,500.00)	(\$34,184.00)	(\$96,684.00)	\$4,136.00	(\$17,670.12)	(\$44,256.01)	(\$34,757.87)		(\$47,638.81)



PINECREST

Budget by Organization Report

Through 05/31/26
 Prior Fiscal Year Activity Excluded
 Summary Listing

Organization	Adopted Budget	Budget Amendments	Amended Budget	Current Month Transactions	YTD Encumbrances	YTD Transactions	Budget - YTD Transactions	% Used/ Rec'd	Prior Year Total
Fund 112 - Stormwater Impact Fee Fund									
REVENUE									
Department 000 - .	100,800.00	.00	100,800.00	10,472.70	.00	85,986.71	14,813.29	85	117,872.84
REVENUE TOTALS	\$100,800.00	\$0.00	\$100,800.00	\$10,472.70	\$0.00	\$85,986.71	\$14,813.29	85%	\$117,872.84
EXPENSE									
Department 538 - Stormwater	570,000.00	.00	570,000.00	.00	.00	600,000.00	(30,000.00)	105	.00
EXPENSE TOTALS	\$570,000.00	\$0.00	\$570,000.00	\$0.00	\$0.00	\$600,000.00	(\$30,000.00)	105%	\$0.00
Fund 112 - Stormwater Impact Fee Fund Totals									
REVENUE TOTALS	100,800.00	.00	100,800.00	10,472.70	.00	85,986.71	14,813.29	85%	117,872.84
EXPENSE TOTALS	570,000.00	.00	570,000.00	.00	.00	600,000.00	(30,000.00)	105%	.00
Fund 112 - Stormwater Impact Fee Fund Totals	(\$469,200.00)	\$0.00	(\$469,200.00)	\$10,472.70	\$0.00	(\$514,013.29)	\$44,813.29		\$117,872.84



Budget by Organization Report

Through 05/31/26
 Prior Fiscal Year Activity Excluded
 Summary Listing

Organization	Adopted Budget	Budget Amendments	Amended Budget	Current Month Transactions	YTD Encumbrances	YTD Transactions	Budget - YTD Transactions	% Used/ Rec'd	Prior Year Total
Fund 201 - Debt Service Fund									
REVENUE									
Department 000 - .	4,699,455.00	.00	4,699,455.00	3,152.06	.00	1,526,111.41	3,173,343.59	32	3,959,400.99
REVENUE TOTALS	\$4,699,455.00	\$0.00	\$4,699,455.00	\$3,152.06	\$0.00	\$1,526,111.41	\$3,173,343.59	32%	\$3,959,400.99
EXPENSE									
Department 000 - .	4,684,369.00	.00	4,684,369.00	.00	.00	1,452,280.87	3,232,088.13	31	3,862,277.57
EXPENSE TOTALS	\$4,684,369.00	\$0.00	\$4,684,369.00	\$0.00	\$0.00	\$1,452,280.87	\$3,232,088.13	31%	\$3,862,277.57
Fund 201 - Debt Service Fund Totals									
REVENUE TOTALS	4,699,455.00	.00	4,699,455.00	3,152.06	.00	1,526,111.41	3,173,343.59	32%	3,959,400.99
EXPENSE TOTALS	4,684,369.00	.00	4,684,369.00	.00	.00	1,452,280.87	3,232,088.13	31%	3,862,277.57
Fund 201 - Debt Service Fund Totals	\$15,086.00	\$0.00	\$15,086.00	\$3,152.06	\$0.00	\$73,830.54	(\$58,744.54)		\$97,123.42



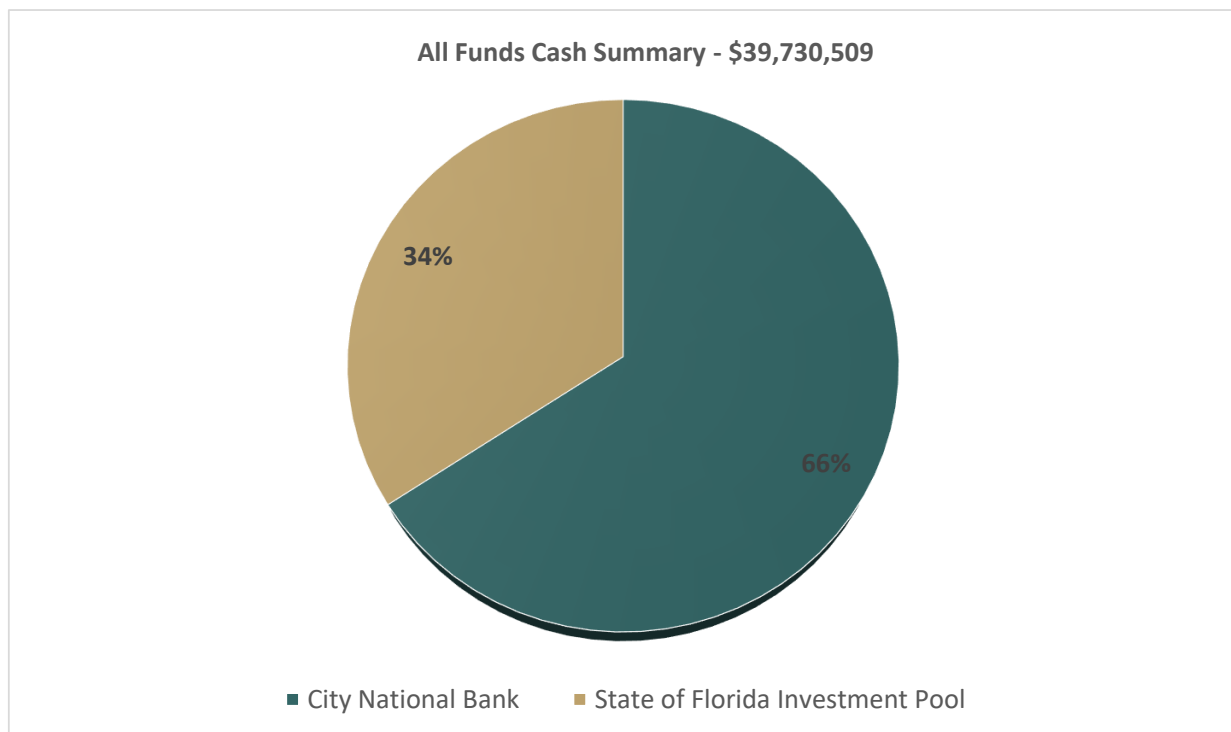
PINECREST

Budget by Organization Report

Through 05/31/26
 Prior Fiscal Year Activity Excluded
 Summary Listing

Organization	Adopted Budget	Budget Amendments	Amended Budget	Current Month Transactions	YTD Encumbrances	YTD Transactions	Budget - YTD Transactions	% Used/ Rec'd	Prior Year Total
Fund 301 - Capital Projects Fund									
REVENUE									
Department 000 - .	1,711,573.00	.00	1,711,573.00	.00	.00	1,930,705.62	(219,132.62)	113	18,882,393.02
REVENUE TOTALS	\$1,711,573.00	\$0.00	\$1,711,573.00	\$0.00	\$0.00	\$1,930,705.62	(\$219,132.62)	113%	\$18,882,393.02
EXPENSE									
Department 000 - .	.00	.00	.00	.00	.00	.00	.00	+++	302,288.40
Department 511 - Village Council	.00	.00	.00	.00	.00	.00	.00	+++	.00
Department 519 - General Government	290,020.00	3,773.00	293,793.00	39,663.00	254,137.00	75,522.71	(35,866.71)	112	209,376.84
Department 521 - Police Department	493,633.00	688,238.00	1,181,871.00	2,123.67	300,369.01	689,306.32	192,195.67	84	774,056.39
Department 524 - Building, Planning & Zoning -BPZ	.00	.00	.00	.00	.00	.00	.00	+++	35,333.26
Department 539 - Public Works	799,300.00	3,571,152.00	4,370,452.00	34,792.62	1,068,547.77	1,384,447.59	1,917,456.64	56	1,119,969.08
Department 572 - Parks and Recreation	.00	15,307,710.00	15,307,710.00	266,648.13	9,261,870.55	5,225,919.44	819,920.01	95	6,745,616.77
Department 575 - Pinecrest Gardens	128,620.00	1,174,221.00	1,302,841.00	75,051.13	152,770.91	680,437.78	469,632.31	64	2,464,421.77
EXPENSE TOTALS	\$1,711,573.00	\$20,745,094.00	\$22,456,667.00	\$418,278.55	\$11,037,695.24	\$8,055,633.84	\$3,363,337.92	85%	\$11,651,062.51
Fund 301 - Capital Projects Fund Totals									
REVENUE TOTALS	1,711,573.00	.00	1,711,573.00	.00	.00	1,930,705.62	(219,132.62)	113%	18,882,393.02
EXPENSE TOTALS	1,711,573.00	20,745,094.00	22,456,667.00	418,278.55	11,037,695.24	8,055,633.84	3,363,337.92	85%	11,651,062.51
Fund 301 - Capital Projects Fund Totals									
	\$0.00	(\$20,745,094.00)	(\$20,745,094.00)	(\$418,278.55)	(\$11,037,695.24)	(\$6,124,928.22)	(\$3,582,470.54)		\$7,231,330.51
Grand Totals									
REVENUE TOTALS	52,102,773.00	.00	52,102,773.00	1,667,054.80	.00	40,431,342.34	11,671,430.66	78%	68,113,652.61
EXPENSE TOTALS	60,558,053.00	28,271,795.00	88,829,848.00	4,847,622.91	14,900,102.93	42,771,094.98	31,158,650.09	65%	59,095,532.46
Grand Totals	(\$8,455,280.00)	(\$28,271,795.00)	(\$36,727,075.00)	(\$3,180,568.11)	(\$14,900,102.93)	(\$2,339,752.64)	(\$19,487,219.43)		\$9,018,120.15

CASH SUMMARY - MAY 2026				
Description of Fund		Total	City National Bank	State of Florida Investment Pool
001	General Fund	\$ 21,405,115	\$ 9,959,984	\$ 11,445,131
101	Stormwater Fund	\$ 599,505	\$ -	\$ 599,505
102	Transportation Fund	\$ 1,113,203	\$ 1,113,203	
103	Police Education Fund	\$ 15,902	\$ 15,902	
104	Forfeiture Fund	\$ -	\$ -	
105	Hardwire Fund	\$ 5,406	\$ 5,406	
106	Wireless Fund	\$ 23,521	\$ 23,521	
107	CITT Public Transit Fund	\$ 2,258,323	\$ 2,258,323	
108	Prepaid Wireless 911	\$ 6,331	\$ 6,331	
109	Police Impact Fee Fund	\$ 113,533	\$ 113,533	
110	Parks Impact Fee Fund	\$ 45,075	\$ 45,075	
111	Municipal Services Impact Fee	\$ 20,199	\$ 20,199	
112	Stormwater Impact Fee Fund	\$ 105,410	\$ 105,410	
201	Debt Service Fund	\$ 903,018	\$ 903,018	
301	Capital Projects Fund	\$ 13,115,969	\$ 11,571,287	\$ 1,544,682
All Funds Total		\$ 39,730,509	\$ 26,141,192	\$ 13,589,318

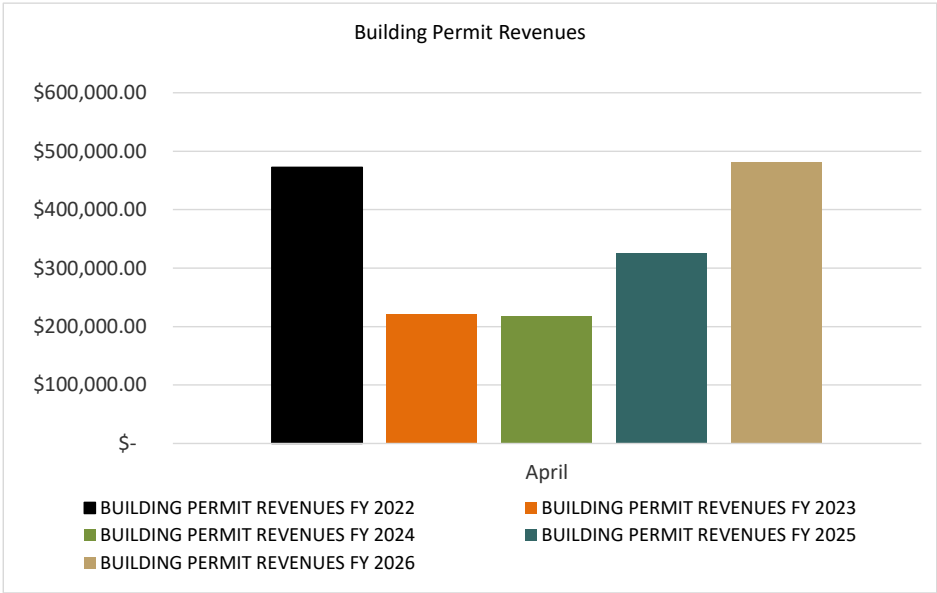


FUND BALANCES									
March 31, 2026	General Fund	Transportation Fund	CITT Public Transit Fund	Capital Projects Fund	Debt Service	Nonmajor Governmental Funds (4)	Impact Fee Funds (4)	Enterprise	Totals
NON EXPENDABLE									
Prepays	\$ 10,171								
RESTRICTED									
Transportation		\$ 1,137,755	\$ 2,245,432						\$ 3,383,187
Public Safety						\$ 52,724	\$ 107,553		160,276
General Government							16,063		16,063
Parks							17,081		17,081
Stormwater							94,937	\$ 11,430,632	11,525,570
Special Assessment debt service					\$ 899,866				899,866
Capital Improvements				\$ -					-
COMMITTED									
Capital Improvements				-					-
ASSIGNED FUNDS									
Emergency	\$ 5,000,000								5,000,000
10% Expenses Set Aside	4,119,301								4,119,301
2025 Carryovers									-
Health Care 2019	114,962								114,962
Unassigned Funds	2,514,842			19,889,875					22,404,717
TOTAL FUND BALANCES	\$ 11,759,276	\$ 1,137,755	\$ 2,245,432	\$ 19,889,875	\$ 899,866	\$ 52,724	\$ 235,633	\$ 11,430,632	\$ 47,641,022

unaudited

*Run balance sheet and update amount from Fund Equity Totals balance.

BUILDING PERMIT REVENUES					
	FY2022	FY2023	FY2024	FY2025	FY2026
October	\$ 284,196.07	\$ 382,364.60	\$ 368,127.67	\$ 404,641.45	\$ 463,851.37
November	\$ 333,988.54	\$ 120,324.38	\$ 214,982.31	\$ 281,999.17	\$ 279,862.97
December	\$ 229,621.59	\$ 212,730.80	\$ 343,987.48	\$ 257,741.15	\$ 357,701.45
January	\$ 297,805.14	\$ 442,510.95	\$ 243,989.14	\$ 246,482.23	\$ 541,402.10
February	\$ 464,680.57	\$ 299,959.30	\$ 388,564.82	\$ 259,853.92	\$ 312,159.69
March	\$ 263,899.70	\$ 518,823.48	\$ 345,081.70	\$ 348,491.42	\$ 470,785.61
April	\$ 472,184.53	\$ 222,212.25	\$ 217,401.98	\$ 325,324.54	\$ 482,323.53
May	\$ 383,297.87	\$ 306,321.47	\$ 347,185.29	\$ 386,498.38	
June	\$ 454,839.34	\$ 179,687.28	\$ 240,534.17	\$ 246,792.06	
July	\$ 237,354.79	\$ 344,859.94	\$ 241,325.66	\$ 343,769.71	
August	\$ 351,555.30	\$ 305,744.03	\$ 313,013.13	\$ 394,174.34	
September	\$ 473,249.93	\$ 207,262.69	\$ 261,854.58	\$ 328,859.06	
Totals	\$ 4,246,673.37	\$ 3,542,801.17	\$ 3,526,047.93	\$ 3,824,627.43	\$ 2,908,086.72





PINECREST

Budget Performance Report

Fiscal Year to Date 04/30/26
Include Rollup Account and Rollup to Object

Account	Account Description	Adopted Budget	Budget Amendments	Amended Budget	Current Month Transactions	YTD Encumbrances	YTD Transactions	Budget - YTD Transactions	% Used/ Rec'd	Prior Year Total
Fund 001 - General Fund										
REVENUE										
Department 000 - .										
Division 00 - .										
316	Business Tax									
316.000	Business Tax formerly called Occupational Lic	135,000.00	.00	135,000.00	2,018.44	.00	145,242.96	(10,242.96)	108	128,535.06
	316 - Business Tax Totals	\$135,000.00	\$0.00	\$135,000.00	\$2,018.44	\$0.00	\$145,242.96	(\$10,242.96)	108%	\$128,535.06
322	Building permits									
322.000	Building permits BPZ	3,000,000.00	.00	3,000,000.00	338,064.12	.00	2,021,160.33	978,839.67	67	2,977,217.79
	322 - Building permits Totals	\$3,000,000.00	\$0.00	\$3,000,000.00	\$338,064.12	\$0.00	\$2,021,160.33	\$978,839.67	67%	\$2,977,217.79
324	Impact Fee									
324.710	Impact Fee Solid Waste	110,000.00	.00	110,000.00	12,748.75	.00	63,703.20	46,296.80	58	108,496.76
	324 - Impact Fee Totals	\$110,000.00	\$0.00	\$110,000.00	\$12,748.75	\$0.00	\$63,703.20	\$46,296.80	58%	\$108,496.76
329	Other licenses, fees & permits									
329.000	Other licenses, fees & permits operational	150,000.00	.00	150,000.00	16,914.23	.00	121,815.36	28,184.64	81	146,563.82
	329 - Other licenses, fees & permits Totals	\$150,000.00	\$0.00	\$150,000.00	\$16,914.23	\$0.00	\$121,815.36	\$28,184.64	81%	\$146,563.82
338	Business tax - county									
338.000	Business tax - county formerly occupational lic	20,000.00	.00	20,000.00	624.99	.00	7,584.15	12,415.85	38	22,999.31
	338 - Business tax - county Totals	\$20,000.00	\$0.00	\$20,000.00	\$624.99	\$0.00	\$7,584.15	\$12,415.85	38%	\$22,999.31
354	Violations of local ordinances									
354.000	Violations of local ordinances general	325,000.00	.00	325,000.00	111,953.00	.00	548,580.72	(223,580.72)	169	440,912.19
	354 - Violations of local ordinances Totals	\$325,000.00	\$0.00	\$325,000.00	\$111,953.00	\$0.00	\$548,580.72	(\$223,580.72)	169%	\$440,912.19
	Division 00 - . Totals	\$3,740,000.00	\$0.00	\$3,740,000.00	\$482,323.53	\$0.00	\$2,908,086.72	\$831,913.28	78%	\$3,824,724.93
	Department 000 - . Totals	\$3,740,000.00	\$0.00	\$3,740,000.00	\$482,323.53	\$0.00	\$2,908,086.72	\$831,913.28	78%	\$3,824,724.93
	REVENUE TOTALS	\$3,740,000.00	\$0.00	\$3,740,000.00	\$482,323.53	\$0.00	\$2,908,086.72	\$831,913.28	78%	\$3,824,724.93
EXPENSE										
Department 524 - Building, Planning & Zoning -BPZ										
Division 00 - .										
412	Salaries And Wages									
412.000	Salaries And Wages regular	1,475,362.00	.00	1,475,362.00	126,612.45	.00	862,395.87	612,966.13	58	1,575,359.67
	412 - Salaries And Wages Totals	\$1,475,362.00	\$0.00	\$1,475,362.00	\$126,612.45	\$0.00	\$862,395.87	\$612,966.13	58%	\$1,575,359.67
413	Other salaries and wages									
413.000	Other salaries and wages PT	576,507.00	.00	576,507.00	41,298.84	.00	269,762.38	306,744.62	47	502,538.08
	413 - Other salaries and wages Totals	\$576,507.00	\$0.00	\$576,507.00	\$41,298.84	\$0.00	\$269,762.38	\$306,744.62	47%	\$502,538.08
414	Overtime									
414.000	Overtime Pay	10,453.00	.00	10,453.00	966.84	.00	3,729.60	6,723.40	36	8,261.66
	414 - Overtime Totals	\$10,453.00	\$0.00	\$10,453.00	\$966.84	\$0.00	\$3,729.60	\$6,723.40	36%	\$8,261.66
418	Service Award									
418.000	Service Award Pay	33,311.00	.00	33,311.00	3,585.00	.00	13,639.00	19,672.00	41	30,955.00
	418 - Service Award Totals	\$33,311.00	\$0.00	\$33,311.00	\$3,585.00	\$0.00	\$13,639.00	\$19,672.00	41%	\$30,955.00



PINECREST

Budget Performance Report

Fiscal Year to Date 04/30/26
Include Rollup Account and Rollup to Object

Account	Account Description	Adopted Budget	Budget Amendments	Amended Budget	Current Month Transactions	YTD Encumbrances	YTD Transactions	Budget - YTD Transactions	% Used/ Rec'd	Prior Year Total
Fund 001 - General Fund										
EXPENSE										
Department 524 - Building, Planning & Zoning -BPZ										
Division 00 - .										
419	Car									
419.001	Car Allowance	28,800.00	.00	28,800.00	2,400.00	.00	16,800.00	12,000.00	58	28,800.00
	419 - Car Totals	\$28,800.00	\$0.00	\$28,800.00	\$2,400.00	\$0.00	\$16,800.00	\$12,000.00	58%	\$28,800.00
421	FICA									
421.000	FICA Taxes	171,517.00	.00	171,517.00	13,276.31	.00	87,278.68	84,238.32	51	160,862.20
	421 - FICA Totals	\$171,517.00	\$0.00	\$171,517.00	\$13,276.31	\$0.00	\$87,278.68	\$84,238.32	51%	\$160,862.20
422	Retirement									
422.000	Retirement Contributions	236,908.00	.00	236,908.00	17,983.97	.00	121,928.30	114,979.70	51	222,588.33
	422 - Retirement Totals	\$236,908.00	\$0.00	\$236,908.00	\$17,983.97	\$0.00	\$121,928.30	\$114,979.70	51%	\$222,588.33
423	OPEB									
423.000	OPEB Health	273,600.00	.00	273,600.00	23,364.34	.00	178,789.39	94,810.61	65	294,955.91
	423 - OPEB Totals	\$273,600.00	\$0.00	\$273,600.00	\$23,364.34	\$0.00	\$178,789.39	\$94,810.61	65%	\$294,955.91
424	Workers' Compensation									
424.000	Workers' Compensation Insurance	47,345.00	.00	47,345.00	8,837.94	.00	32,046.37	15,298.63	68	36,617.25
	424 - Workers' Compensation Totals	\$47,345.00	\$0.00	\$47,345.00	\$8,837.94	\$0.00	\$32,046.37	\$15,298.63	68%	\$36,617.25
426	Vacation/Sick Time									
426.000	Vacation/Sick Time Payout	52,814.00	.00	52,814.00	.00	.00	8,828.55	43,985.45	17	11,170.70
	426 - Vacation/Sick Time Totals	\$52,814.00	\$0.00	\$52,814.00	\$0.00	\$0.00	\$8,828.55	\$43,985.45	17%	\$11,170.70
431	Professional									
431.000	Professional Services	100,000.00	.00	100,000.00	1,440.89	8,900.00	90,061.32	1,038.68	99	8,815.90
	431 - Professional Totals	\$100,000.00	\$0.00	\$100,000.00	\$1,440.89	\$8,900.00	\$90,061.32	\$1,038.68	99%	\$8,815.90
434	Contractual									
434.000	Contractual Services	432,900.00	.00	432,900.00	28,395.94	.00	188,768.13	244,131.87	44	396,134.76
	434 - Contractual Totals	\$432,900.00	\$0.00	\$432,900.00	\$28,395.94	\$0.00	\$188,768.13	\$244,131.87	44%	\$396,134.76
440	Travel									
440.000	Travel Per Diem	9,276.00	.00	9,276.00	.00	.00	4,040.57	5,235.43	44	4,115.42
	440 - Travel Totals	\$9,276.00	\$0.00	\$9,276.00	\$0.00	\$0.00	\$4,040.57	\$5,235.43	44%	\$4,115.42
441	Communications									
441.000	Communications Freight	51,780.00	.00	51,780.00	4,294.12	.00	24,579.23	27,200.77	47	51,904.35
	441 - Communications Totals	\$51,780.00	\$0.00	\$51,780.00	\$4,294.12	\$0.00	\$24,579.23	\$27,200.77	47%	\$51,904.35
444	Rentals and Lease									
444.000	Rentals and Lease Expenses	26,415.00	.00	26,415.00	2,127.22	.00	15,864.46	10,550.54	60	25,638.05
	444 - Rentals and Lease Totals	\$26,415.00	\$0.00	\$26,415.00	\$2,127.22	\$0.00	\$15,864.46	\$10,550.54	60%	\$25,638.05
446	Repairs & Maintenance									
446.001	Repairs & Maintenance Vehicles	5,185.00	.00	5,185.00	1,847.80	.00	7,099.47	(1,914.47)	137	7,361.46
446.002	Repairs & Maintenance Other	209,073.00	.00	209,073.00	8,938.60	37,694.26	171,238.03	140.71	100	154,814.36
	446 - Repairs & Maintenance Totals	\$214,258.00	\$0.00	\$214,258.00	\$10,786.40	\$37,694.26	\$178,337.50	(\$1,773.76)	101%	\$162,175.82



PINECREST

Budget Performance Report

Fiscal Year to Date 04/30/26

Include Rollup Account and Rollup to Object

Account	Account Description	Adopted Budget	Budget Amendments	Amended Budget	Current Month Transactions	YTD Encumbrances	YTD Transactions	Budget - YTD Transactions	% Used/ Rec'd	Prior Year Total
Fund 001 - General Fund										
EXPENSE										
Department 524 - Building, Planning & Zoning -BPZ										
Division 00 - .										
447	Printing and Binding									
447.000	Printing and Binding Expense	5,630.00	.00	5,630.00	.00	.00	200.00	5,430.00	4	3,513.62
	447 - Printing and Binding Totals	\$5,630.00	\$0.00	\$5,630.00	\$0.00	\$0.00	\$200.00	\$5,430.00	4%	\$3,513.62
449	Other Current Charges									
449.000	Other Current Charges & Obligations	3,800.00	.00	3,800.00	.00	.00	4,357.29	(557.29)	115	2,719.75
	449 - Other Current Charges Totals	\$3,800.00	\$0.00	\$3,800.00	\$0.00	\$0.00	\$4,357.29	(\$557.29)	115%	\$2,719.75
452	Operating supplies									
452.001	Operating supplies Gas	2,443.00	.00	2,443.00	408.24	.00	1,967.88	475.12	81	2,861.23
452.002	Operating supplies Expense	24,355.00	.00	24,355.00	663.31	.00	5,983.49	18,371.51	25	37,422.51
	452 - Operating supplies Totals	\$26,798.00	\$0.00	\$26,798.00	\$1,071.55	\$0.00	\$7,951.37	\$18,846.63	30%	\$40,283.74
454	Publications, Dues & Training									
454.000	Publications, Dues & Training Expense	19,784.00	.00	19,784.00	.00	.00	7,283.74	12,500.26	37	8,883.58
	454 - Publications, Dues & Training Totals	\$19,784.00	\$0.00	\$19,784.00	\$0.00	\$0.00	\$7,283.74	\$12,500.26	37%	\$8,883.58
464	Machinery & Equipment									
464.000	Machinery & Equipment Capital	2,000.00	.00	2,000.00	.00	.00	.00	2,000.00	0	.00
	464 - Machinery & Equipment Totals	\$2,000.00	\$0.00	\$2,000.00	\$0.00	\$0.00	\$0.00	\$2,000.00	0%	\$0.00
	Division 00 - . Totals	\$3,799,258.00	\$0.00	\$3,799,258.00	\$286,441.81	\$46,594.26	\$2,116,641.75	\$1,636,021.99	57%	\$3,576,293.79
	Department 524 - Building, Planning & Zoning -BPZ Totals	\$3,799,258.00	\$0.00	\$3,799,258.00	\$286,441.81	\$46,594.26	\$2,116,641.75	\$1,636,021.99	57%	\$3,576,293.79
	EXPENSE TOTALS	\$3,799,258.00	\$0.00	\$3,799,258.00	\$286,441.81	\$46,594.26	\$2,116,641.75	\$1,636,021.99	57%	\$3,576,293.79
	Fund 001 - General Fund Totals									
	REVENUE TOTALS	3,740,000.00	.00	3,740,000.00	482,323.53	.00	2,908,086.72	831,913.28	78%	3,824,724.93
	EXPENSE TOTALS	3,799,258.00	.00	3,799,258.00	286,441.81	46,594.26	2,116,641.75	1,636,021.99	57%	3,576,293.79
	Fund 001 - General Fund Totals	(\$59,258.00)	\$0.00	(\$59,258.00)	\$195,881.72	(\$46,594.26)	\$791,444.97	(\$804,108.71)		\$248,431.14
	Grand Totals									
	REVENUE TOTALS	3,740,000.00	.00	3,740,000.00	482,323.53	.00	2,908,086.72	831,913.28	78%	3,824,724.93
	EXPENSE TOTALS	3,799,258.00	.00	3,799,258.00	286,441.81	46,594.26	2,116,641.75	1,636,021.99	57%	3,576,293.79
	Grand Totals	(\$59,258.00)	\$0.00	(\$59,258.00)	\$195,881.72	(\$46,594.26)	\$791,444.97	(\$804,108.71)		\$248,431.14

COMMUNITY CENTER REVENUES BY FISCAL YEAR					
	FY2022	FY2023	FY2024	FY2025	FY2026
October	\$ 92,005.68	\$ 120,784.72	\$ 129,665.02	\$ 121,028.17	\$ 139,775.55
November	\$ 105,980.97	\$ 107,995.43	\$ 121,260.19	\$ 128,558.99	\$ 124,119.46
December	\$ 107,452.93	\$ 118,526.97	\$ 134,609.20	\$ 133,561.39	\$ 137,892.76
January	\$ 104,153.19	\$ 148,203.28	\$ 160,130.17	\$ 166,863.11	\$ 179,930.20
February	\$ 127,123.34	\$ 159,765.37	\$ 166,317.14	\$ 160,966.09	\$ 144,249.92
March	\$ 153,757.93	\$ 190,163.87	\$ 179,115.47	\$ 176,494.40	\$ 168,593.59
April	\$ 138,821.75	\$ 162,975.24	\$ 167,380.68	\$ 184,080.53	\$ 163,621.40
May	\$ 143,518.09	\$ 161,053.70	\$ 156,186.20	\$ 155,020.55	
June	\$ 82,889.54	\$ 81,206.55	\$ 106,961.02	\$ 92,877.53	
July	\$ 80,290.33	\$ 84,214.98	\$ 84,470.04	\$ 107,697.59	
August	\$ 112,647.65	\$ 132,539.40	\$ 123,502.25	\$ 115,929.76	
September	\$ 136,479.87	\$ 144,977.49	\$ 151,916.63	\$ 131,830.19	
Totals	\$ 1,385,121.27	\$ 1,385,121.27	\$ 1,612,407.00	\$ 1,681,514.01	\$ 1,058,182.88





PINECREST

Budget Performance Report

Fiscal Year to Date 04/30/26

Include Rollup Account and Rollup to Object

Account	Account Description	Adopted Budget	Budget Amendments	Amended Budget	Current Month Transactions	YTD Encumbrances	YTD Transactions	Budget - YTD Transactions	% Used/ Rec'd	Prior Year Total
Fund 001 - General Fund										
REVENUE										
Department 000 - .										
Division 00 - .										
347	Culture									
347.100	Culture Community Center, Control	1,705,155.00	.00	1,705,155.00	.00	.00	.00	1,705,155.00	0	.00
347.101	Culture CC Building Rentals	.00	.00	.00	1,171.00	.00	9,946.98	(9,946.98)	+++	40,680.75
347.102	Culture CC Field Rentals	.00	.00	.00	600.00	.00	600.00	(600.00)	+++	1,790.50
347.103	Culture CC User League Fees	.00	.00	.00	.00	.00	22,466.25	(22,466.25)	+++	19,286.25
347.104	Culture CC Camps	.00	.00	.00	30,583.95	.00	120,607.00	(120,607.00)	+++	278,927.44
347.105	Culture CC Concession Sales	.00	.00	.00	20.00	.00	30.00	(30.00)	+++	213.78
347.107	Culture CC Classes, Member	.00	.00	.00	73,692.45	.00	546,688.80	(546,688.80)	+++	724,481.80
347.108	Culture CC Trainer Fees	.00	.00	.00	3,600.00	.00	23,200.00	(23,200.00)	+++	36,400.00
347.109	Culture CC Day Passes	.00	.00	.00	1,460.00	.00	8,910.70	(8,910.70)	+++	12,299.30
347.110	Culture CC Memberships, Annual, Residen	.00	.00	.00	.00	.00	.00	.00	+++	240.00
347.113	Culture CC Memberships, One Week	.00	.00	.00	700.00	.00	9,580.00	(9,580.00)	+++	13,528.00
347.123	Culture CC Senior Trips/Tours	.00	.00	.00	(2.11)	.00	3,966.39	(3,966.39)	+++	10,404.75
347.126	Culture CC Mind & Body Classes	.00	.00	.00	5,269.06	.00	29,210.48	(29,210.48)	+++	59,692.16
347.127	Culture CC Non- Resident Membership	.00	.00	.00	8,891.20	.00	51,362.70	(51,362.70)	+++	77,496.60
347.128	Culture CC Resident Memberships	.00	.00	.00	40,987.35	.00	250,430.14	(250,430.14)	+++	432,477.61
347.199	Culture CC Credit Card Fees	.00	.00	.00	(3,351.50)	.00	(18,816.56)	18,816.56	+++	(33,010.64)
347 - Culture Totals		\$1,705,155.00	\$0.00	\$1,705,155.00	\$163,621.40	\$0.00	\$1,058,182.88	\$646,972.12	62%	\$1,674,908.30
Division 00 - . Totals		\$1,705,155.00	\$0.00	\$1,705,155.00	\$163,621.40	\$0.00	\$1,058,182.88	\$646,972.12	62%	\$1,674,908.30
Department 000 - . Totals		\$1,705,155.00	\$0.00	\$1,705,155.00	\$163,621.40	\$0.00	\$1,058,182.88	\$646,972.12	62%	\$1,674,908.30
REVENUE TOTALS		\$1,705,155.00	\$0.00	\$1,705,155.00	\$163,621.40	\$0.00	\$1,058,182.88	\$646,972.12	62%	\$1,674,908.30
EXPENSE										
Department 572 - Parks and Recreation										
Division 08 - Community Center										
412	Salaries And Wages									
412.000	Salaries And Wages regular	421,497.00	.00	421,497.00	32,404.47	.00	222,601.84	198,895.16	53	391,200.39
412 - Salaries And Wages Totals		\$421,497.00	\$0.00	\$421,497.00	\$32,404.47	\$0.00	\$222,601.84	\$198,895.16	53%	\$391,200.39
413	Other salaries and wages									
413.000	Other salaries and wages PT	87,789.00	.00	87,789.00	5,039.44	.00	50,955.11	36,833.89	58	97,505.67
413 - Other salaries and wages Totals		\$87,789.00	\$0.00	\$87,789.00	\$5,039.44	\$0.00	\$50,955.11	\$36,833.89	58%	\$97,505.67
414	Overtime									
414.000	Overtime Pay	6,174.00	.00	6,174.00	230.05	.00	4,185.54	1,988.46	68	5,420.31
414 - Overtime Totals		\$6,174.00	\$0.00	\$6,174.00	\$230.05	\$0.00	\$4,185.54	\$1,988.46	68%	\$5,420.31
418	Service Award									
418.000	Service Award Pay	2,803.00	.00	2,803.00	.00	.00	646.00	2,157.00	23	2,428.00
418 - Service Award Totals		\$2,803.00	\$0.00	\$2,803.00	\$0.00	\$0.00	\$646.00	\$2,157.00	23%	\$2,428.00



PINECREST

Budget Performance Report

Fiscal Year to Date 04/30/26
Include Rollup Account and Rollup to Object

Account	Account Description	Adopted Budget	Budget Amendments	Amended Budget	Current Month Transactions	YTD Encumbrances	YTD Transactions	Budget - YTD Transactions	% Used/ Rec'd	Prior Year Total
Fund 001 - General Fund										
EXPENSE										
Department 572 - Parks and Recreation										
Division 08 - Community Center										
421	FICA									
421.000	FICA Taxes	40,015.00	.00	40,015.00	2,842.24	.00	21,232.14	18,782.86	53	38,029.84
	421 - FICA Totals	\$40,015.00	\$0.00	\$40,015.00	\$2,842.24	\$0.00	\$21,232.14	\$18,782.86	53%	\$38,029.84
422	Retirement									
422.000	Retirement Contributions	55,597.00	.00	55,597.00	4,212.58	.00	28,938.27	26,658.73	52	51,294.17
	422 - Retirement Totals	\$55,597.00	\$0.00	\$55,597.00	\$4,212.58	\$0.00	\$28,938.27	\$26,658.73	52%	\$51,294.17
423	OPEB									
423.000	OPEB Health	115,200.00	.00	115,200.00	9,824.04	.00	72,698.78	42,501.22	63	119,947.17
	423 - OPEB Totals	\$115,200.00	\$0.00	\$115,200.00	\$9,824.04	\$0.00	\$72,698.78	\$42,501.22	63%	\$119,947.17
424	Workers' Compensation									
424.000	Workers' Compensation Insurance	16,680.00	.00	16,680.00	3,113.67	.00	11,290.17	5,389.83	68	11,765.89
	424 - Workers' Compensation Totals	\$16,680.00	\$0.00	\$16,680.00	\$3,113.67	\$0.00	\$11,290.17	\$5,389.83	68%	\$11,765.89
426	Vacation/Sick Time									
426.000	Vacation/Sick Time Payout	7,616.00	.00	7,616.00	.00	.00	1,861.58	5,754.42	24	1,615.00
	426 - Vacation/Sick Time Totals	\$7,616.00	\$0.00	\$7,616.00	\$0.00	\$0.00	\$1,861.58	\$5,754.42	24%	\$1,615.00
434	Contractual									
434.000	Contractual Services	59,575.00	.00	59,575.00	19,236.04	.00	39,261.93	20,313.07	66	53,296.25
434.002	Contractual Classroom Instructors	591,200.00	.00	591,200.00	42,090.90	.00	368,457.14	222,742.86	62	547,227.51
434.003	Contractual Camp Instructors	140,000.00	.00	140,000.00	9,348.15	.00	35,328.51	104,671.49	25	183,483.99
	434 - Contractual Totals	\$790,775.00	\$0.00	\$790,775.00	\$70,675.09	\$0.00	\$443,047.58	\$347,727.42	56%	\$784,007.75
440	Travel									
440.000	Travel Per Diem	3,275.00	1,600.00	4,875.00	.00	.00	87.92	4,787.08	2	4,607.89
	440 - Travel Totals	\$3,275.00	\$1,600.00	\$4,875.00	\$0.00	\$0.00	\$87.92	\$4,787.08	2%	\$4,607.89
441	Communications									
441.000	Communications Freight	22,260.00	.00	22,260.00	1,835.15	.00	12,715.68	9,544.32	57	21,587.73
	441 - Communications Totals	\$22,260.00	\$0.00	\$22,260.00	\$1,835.15	\$0.00	\$12,715.68	\$9,544.32	57%	\$21,587.73
443	Utilities									
443.000	Utilities Utilities	59,140.00	.00	59,140.00	3,927.82	.00	29,907.81	29,232.19	51	55,531.21
	443 - Utilities Totals	\$59,140.00	\$0.00	\$59,140.00	\$3,927.82	\$0.00	\$29,907.81	\$29,232.19	51%	\$55,531.21
444	Rentals and Lease									
444.000	Rentals and Lease Expenses	1,520.00	.00	1,520.00	.00	.00	.00	1,520.00	0	.00
	444 - Rentals and Lease Totals	\$1,520.00	\$0.00	\$1,520.00	\$0.00	\$0.00	\$0.00	\$1,520.00	0%	\$0.00
446	Repairs & Maintenance									
446.001	Repairs & Maintenance Vehicles	750.00	.00	750.00	.00	.00	.00	750.00	0	.00
446.002	Repairs & Maintenance Other	65,570.00	.00	65,570.00	4,065.00	.00	32,056.50	33,513.50	49	77,170.45
	446 - Repairs & Maintenance Totals	\$66,320.00	\$0.00	\$66,320.00	\$4,065.00	\$0.00	\$32,056.50	\$34,263.50	48%	\$77,170.45



PINECREST

Budget Performance Report

Fiscal Year to Date 04/30/26

Include Rollup Account and Rollup to Object

Account	Account Description	Adopted Budget	Budget Amendments	Amended Budget	Current Month Transactions	YTD Encumbrances	YTD Transactions	Budget - YTD Transactions	% Used/ Rec'd	Prior Year Total
Fund 001 - General Fund										
EXPENSE										
Department 572 - Parks and Recreation										
Division 08 - Community Center										
447	Printing and Binding									
447.000	Printing and Binding Expense	2,410.00	.00	2,410.00	.00	.00	.00	2,410.00	0	95.00
	447 - Printing and Binding Totals	\$2,410.00	\$0.00	\$2,410.00	\$0.00	\$0.00	\$0.00	\$2,410.00	0%	\$95.00
448	Promotional Activity									
448.000	Promotional Activity Expenses	8,400.00	.00	8,400.00	.00	.00	1,186.27	7,213.73	14	1,374.70
	448 - Promotional Activity Totals	\$8,400.00	\$0.00	\$8,400.00	\$0.00	\$0.00	\$1,186.27	\$7,213.73	14%	\$1,374.70
449	Other Current Charges									
449.000	Other Current Charges & Obligations	5,875.00	.00	5,875.00	258.86	.00	314.36	5,560.64	5	3,804.61
	449 - Other Current Charges Totals	\$5,875.00	\$0.00	\$5,875.00	\$258.86	\$0.00	\$314.36	\$5,560.64	5%	\$3,804.61
451	Office Supplies									
451.000	Office Supplies Expense	2,000.00	.00	2,000.00	320.13	.00	959.57	1,040.43	48	4,469.54
	451 - Office Supplies Totals	\$2,000.00	\$0.00	\$2,000.00	\$320.13	\$0.00	\$959.57	\$1,040.43	48%	\$4,469.54
452	Operating supplies									
452.002	Operating supplies Expense	63,195.00	.00	63,195.00	6,830.45	.00	24,449.84	38,745.16	39	47,465.75
452.572	Operating supplies Parks	600.00	.00	600.00	.00	.00	.00	600.00	0	.00
	452 - Operating supplies Totals	\$63,795.00	\$0.00	\$63,795.00	\$6,830.45	\$0.00	\$24,449.84	\$39,345.16	38%	\$47,465.75
454	Publications, Dues & Training									
454.000	Publications, Dues & Training Expense	5,890.00	375.00	6,265.00	.00	.00	1,225.00	5,040.00	20	2,419.00
	454 - Publications, Dues & Training Totals	\$5,890.00	\$375.00	\$6,265.00	\$0.00	\$0.00	\$1,225.00	\$5,040.00	20%	\$2,419.00
463	Improvements other than Building									
463.000	Improvements other than Building Capital	6,695.00	.00	6,695.00	6,320.25	.00	6,320.25	374.75	94	3,503.40
	463 - Improvements other than Building Totals	\$6,695.00	\$0.00	\$6,695.00	\$6,320.25	\$0.00	\$6,320.25	\$374.75	94%	\$3,503.40
464	Machinery & Equipment									
464.000	Machinery & Equipment Capital	.00	.00	.00	.00	.00	.00	.00	+++	5,289.00
	464 - Machinery & Equipment Totals	\$0.00	\$0.00	\$0.00	\$0.00	\$0.00	\$0.00	\$0.00	+++	\$5,289.00
	Division 08 - Community Center Totals	\$1,791,726.00	\$1,975.00	\$1,793,701.00	\$151,899.24	\$0.00	\$966,680.21	\$827,020.79	54%	\$1,730,532.47
	Department 572 - Parks and Recreation Totals	\$1,791,726.00	\$1,975.00	\$1,793,701.00	\$151,899.24	\$0.00	\$966,680.21	\$827,020.79	54%	\$1,730,532.47
	EXPENSE TOTALS	\$1,791,726.00	\$1,975.00	\$1,793,701.00	\$151,899.24	\$0.00	\$966,680.21	\$827,020.79	54%	\$1,730,532.47
Fund 001 - General Fund Totals										
	REVENUE TOTALS	1,705,155.00	.00	1,705,155.00	163,621.40	.00	1,058,182.88	646,972.12	62%	1,674,908.30
	EXPENSE TOTALS	1,791,726.00	1,975.00	1,793,701.00	151,899.24	.00	966,680.21	827,020.79	54%	1,730,532.47
Fund 001 - General Fund Totals		(\$86,571.00)	(\$1,975.00)	(\$88,546.00)	\$11,722.16	\$0.00	\$91,502.67	(\$180,048.67)		(\$55,624.17)
	Grand Totals									
	REVENUE TOTALS	1,705,155.00	.00	1,705,155.00	163,621.40	.00	1,058,182.88	646,972.12	62%	1,674,908.30
	EXPENSE TOTALS	1,791,726.00	1,975.00	1,793,701.00	151,899.24	.00	966,680.21	827,020.79	54%	1,730,532.47

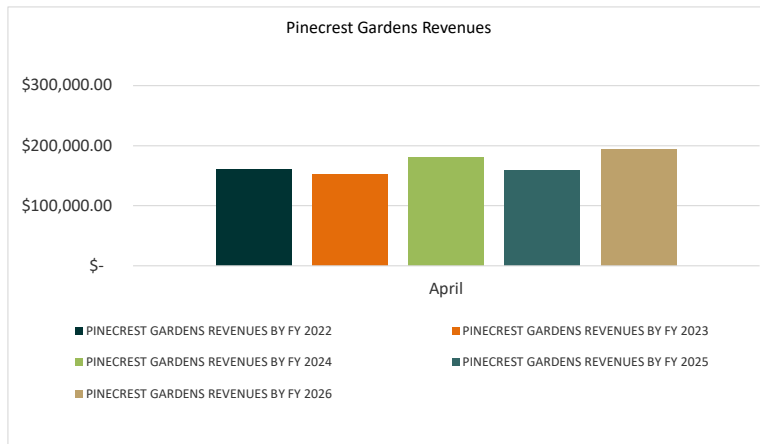


Budget Performance Report

Fiscal Year to Date 04/30/26
Include Rollup Account and Rollup to Object

Grand Totals	(\$86,571.00)	(\$1,975.00)	(\$88,546.00)	\$11,722.16	\$0.00	\$91,502.67	(\$180,048.67)	(\$55,624.17)
--------------	---------------	--------------	---------------	-------------	--------	-------------	----------------	---------------

PINECREST GARDENS REVENUES					
	FY2022	FY2023	FY2024	FY2025	FY2026
October	\$ 120,551.14	\$ 89,588.77	\$ 220,151.05	\$ 222,207.83	\$ 290,447.85
November	\$ 154,247.36	\$ 172,298.22	\$ 93,919.96	\$ 94,987.79	\$ 142,095.57
December	\$ 228,960.70	\$ 223,364.41	\$ 213,095.90	\$ 275,897.77	\$ 238,206.65
January	\$ 93,963.02	\$ 163,659.44	\$ 204,646.78	\$ 184,424.61	\$ 189,695.57
February	\$ 62,258.25	\$ 175,015.98	\$ 177,124.89	\$ 153,762.00	\$ 179,652.44
March	\$ 147,394.91	\$ 239,995.49	\$ 210,308.28	\$ 195,977.85	\$ 206,709.74
April	\$ 161,418.96	\$ 152,001.67	\$ 180,411.11	\$ 158,851.11	\$ 194,637.77
May	\$ 92,822.09	\$ 129,402.19	\$ 154,140.21	\$ 154,560.65	
June	\$ 91,335.08	\$ 93,099.18	\$ 87,885.63	\$ 85,498.27	
July	\$ 116,502.86	\$ 94,682.00	\$ 90,385.99	\$ 80,655.06	
August	\$ 74,666.62	\$ 76,148.98	\$ 59,190.76	\$ 77,119.00	
September	\$ 50,437.45	\$ 87,521.61	\$ 64,167.96	\$ 68,359.67	
Subtotal	\$ 1,394,558.44	\$ 1,696,777.94	\$ 1,755,428.52	\$ 1,752,301.61	\$ 1,441,445.59
Grants YTD	\$ 131,698.50	\$ 212,918.00	\$ 195,985.00	\$ -	\$ 10,500.00
Donations YTD	\$ 10,313.00	\$ -	\$ -	\$ -	\$ -
Total Revenues	\$ 1,536,569.94	\$ 1,909,695.94	\$ 1,951,413.52	\$ 1,752,301.61	\$ 1,451,945.59





PINECREST

Budget Performance Report

Fiscal Year to Date 04/30/26

Include Rollup Account and Rollup to Object

Account	Account Description	Adopted Budget	Budget Amendments	Amended Budget	Current Month Transactions	YTD Encumbrances	YTD Transactions	Budget - YTD Transactions	% Used/ Rec'd	Prior Year Total
Fund 001 - General Fund										
REVENUE										
Department 000 - .										
Division 00 - .										
334	Grants, Miscellaneous									
334.575	Grants, Miscellaneous Pinecrest Gardens	79,500.00	.00	79,500.00	.00	.00	10,500.00	69,000.00	13	.00
	334 - Grants, Miscellaneous Totals	\$79,500.00	\$0.00	\$79,500.00	\$0.00	\$0.00	\$10,500.00	\$69,000.00	13%	\$0.00
347	Culture									
347.300	Culture Pinecrest Gardens, Control	1,902,500.00	.00	1,902,500.00	.00	.00	.00	1,902,500.00	0	.00
347.301	Culture PG Corporate Sponsorship	.00	.00	.00	.00	.00	30,000.00	(30,000.00)	+++	29,000.00
347.302	Culture PG Farmers Market	.00	.00	.00	10,000.00	.00	49,200.00	(49,200.00)	+++	87,900.00
347.305	Culture PG Admissions, Adult	.00	.00	.00	.00	.00	730.00	(730.00)	+++	.00
347.308	Culture PG Memberships, Annual Passes	.00	.00	.00	8,675.00	.00	41,654.00	(41,654.00)	+++	57,452.84
347.309	Culture PG Concessions, Iguana Bite	.00	.00	.00	21,899.99	.00	94,581.84	(94,581.84)	+++	6,958.07
347.310	Culture PG Concessions, Events	.00	.00	.00	.00	.00	53,813.21	(53,813.21)	+++	96,142.32
347.312	Culture PG Banyan Bowl Ticket Sales	.00	.00	.00	5,088.50	.00	271,692.20	(271,692.20)	+++	249,772.82
347.313	Culture PG Fine Arts Festival, Booths	.00	.00	.00	.00	.00	22,968.97	(22,968.97)	+++	18,364.06
347.314	Culture PG Fine Arts Festival	.00	.00	.00	.00	.00	21,233.30	(21,233.30)	+++	22,877.75
347.319	Culture PG General Admissions	.00	.00	.00	51,026.00	.00	213,656.76	(213,656.76)	+++	372,811.72
347.320	Culture PG Senior Admissions	.00	.00	.00	.00	.00	8,925.00	(8,925.00)	+++	18,224.30
347.324	Culture PG, Night Tour Flash Lights	.00	.00	.00	.00	.00	140.00	(140.00)	+++	.00
347.325	Culture PG Movie Tickets	.00	.00	.00	.00	.00	.00	.00	+++	2,336.00
347.327	Culture PG Vending Machine Sales	.00	.00	.00	112.62	.00	517.77	(517.77)	+++	1,826.73
347.328	Culture PG Venue, Patio Rental	.00	.00	.00	(3,150.00)	.00	3,775.16	(3,775.16)	+++	20,419.13
347.331	Culture PG Venue, Meadows Rental	.00	.00	.00	2,750.00	.00	8,329.84	(8,329.84)	+++	1,250.00
347.332	Culture PG Venue Picnic Rentals	.00	.00	.00	2,732.60	.00	12,938.60	(12,938.60)	+++	12,394.50
347.333	Culture PG Venue Rental, Hibiscus Rental	.00	.00	.00	8,615.00	.00	11,535.78	(11,535.78)	+++	24,519.33
347.334	Culture PG Venue Rental, Plant Societie	.00	.00	.00	175.00	.00	2,625.00	(2,625.00)	+++	5,600.00
347.335	Culture PG Banyan Bowl Rental	.00	.00	.00	17,604.42	.00	141,735.50	(141,735.50)	+++	141,965.38
347.336	Culture PG Original Entrance Rental	.00	.00	.00	1,220.00	.00	3,468.00	(3,468.00)	+++	9,823.74
347.337	Culture PG Parking Lot Rental	.00	.00	.00	.00	.00	2,200.00	(2,200.00)	+++	5,813.00
347.338	Culture PG Commercial Video - Photo	.00	.00	.00	750.00	.00	3,450.00	(3,450.00)	+++	4,510.05
347.341	Culture PG Furniture Rental	.00	.00	.00	.00	.00	.00	.00	+++	5,773.10
347.342	Culture PG Donations	.00	.00	.00	590.00	.00	17,273.32	(17,273.32)	+++	6,938.13
347.344	Culture PG Merchandise	.00	.00	.00	.00	.00	624.01	(624.01)	+++	2,422.80
347.345	Culture PG Field Trips	.00	.00	.00	4,676.00	.00	11,410.00	(11,410.00)	+++	7,871.65
347.346	Culture PG Event Photos	.00	.00	.00	160.50	.00	160.50	(160.50)	+++	.00
347.347	Culture PG Classes and Programs	.00	.00	.00	8,027.00	.00	101,467.00	(101,467.00)	+++	117,655.06
347.348	Culture PG Horticulture Class	.00	.00	.00	.00	.00	125.65	(125.65)	+++	.00
347.350	Culture PG Chili Cook-off Booths	.00	.00	.00	.00	.00	.00	.00	+++	385.00
347.351	Culture PG Chili Cook-off Admission	.00	.00	.00	.00	.00	.00	.00	+++	12,385.00



PINECREST

Budget Performance Report

Fiscal Year to Date 04/30/26
Include Rollup Account and Rollup to Object

Account	Account Description	Adopted Budget	Budget Amendments	Amended Budget	Current Month Transactions	YTD Encumbrances	YTD Transactions	Budget - YTD Transactions	% Rec'd	Prior Year Total
Fund 001 - General Fund										
REVENUE										
Department 000 - .										
Division 00 - .										
347	Culture									
347.352	Culture PG Holiday Festival Booths	.00	.00	.00	.00	.00	5,200.00	(5,200.00)	+++	4,461.94
347.353	Culture PG Holiday Festival Admission	.00	.00	.00	.00	.00	300.00	(300.00)	+++	.00
347.354	Culture PG Nights of Lights Admission	.00	.00	.00	.00	.00	127,480.02	(127,480.02)	+++	173,691.55
347.356	Culture PG Hammock Pavilion	.00	.00	.00	1,650.00	.00	7,452.50	(7,452.50)	+++	3,555.00
347.357	Culture PG Summer Camps	.00	.00	.00	51,720.00	.00	144,713.00	(144,713.00)	+++	215,225.00
347.358	Culture Secret Garden	.00	.00	.00	411.00	.00	2,781.00	(2,781.00)	+++	2,099.50
347.359	Culture PG Cypress Hall Rental	.00	.00	.00	8,018.00	.00	46,930.60	(46,930.60)	+++	50,310.87
347.360	Culture PG Cafe Sales	.00	.00	.00	.00	.00	10,674.02	(10,674.02)	+++	1,431.77
347.364	Culture PG Inspiration Room Rental	.00	.00	.00	.00	.00	8,251.50	(8,251.50)	+++	22,163.75
347.365	Culture PG Bridal Room Rental	.00	.00	.00	.00	.00	.00	.00	+++	1,050.00
347.399	Culture PG Credit card fees	.00	.00	.00	(8,113.86)	.00	(42,568.46)	42,568.46	+++	(59,930.00)
	347 - Culture Totals	\$1,902,500.00	\$0.00	\$1,902,500.00	\$194,637.77	\$0.00	\$1,441,445.59	\$461,054.41	76%	\$1,757,451.86
366	Donations									
366.000	Donations all sources	10,000.00	.00	10,000.00	.00	.00	.00	10,000.00	0	.00
	366 - Donations Totals	\$10,000.00	\$0.00	\$10,000.00	\$0.00	\$0.00	\$0.00	\$10,000.00	0%	\$0.00
	Division 00 - . Totals	\$1,992,000.00	\$0.00	\$1,992,000.00	\$194,637.77	\$0.00	\$1,451,945.59	\$540,054.41	73%	\$1,757,451.86
	Department 000 - . Totals	\$1,992,000.00	\$0.00	\$1,992,000.00	\$194,637.77	\$0.00	\$1,451,945.59	\$540,054.41	73%	\$1,757,451.86
	REVENUE TOTALS	\$1,992,000.00	\$0.00	\$1,992,000.00	\$194,637.77	\$0.00	\$1,451,945.59	\$540,054.41	73%	\$1,757,451.86
EXPENSE										
Department 575 - Pinecrest Gardens										
Division 00 - .										
412	Salaries And Wages									
412.000	Salaries And Wages regular	1,142,020.00	.00	1,142,020.00	84,310.55	.00	577,720.19	564,299.81	51	1,077,212.75
	412 - Salaries And Wages Totals	\$1,142,020.00	\$0.00	\$1,142,020.00	\$84,310.55	\$0.00	\$577,720.19	\$564,299.81	51%	\$1,077,212.75
413	Other salaries and wages									
413.000	Other salaries and wages PT	398,845.00	.00	398,845.00	46,651.08	.00	321,433.15	77,411.85	81	513,781.97
413.500	Temporary Wages Pay	.00	.00	.00	.00	.00	.00	.00	+++	12,209.60
	413 - Other salaries and wages Totals	\$398,845.00	\$0.00	\$398,845.00	\$46,651.08	\$0.00	\$321,433.15	\$77,411.85	81%	\$525,991.57
414	Overtime									
414.000	Overtime Pay	21,200.00	.00	21,200.00	444.44	.00	7,596.49	13,603.51	36	17,438.70
	414 - Overtime Totals	\$21,200.00	\$0.00	\$21,200.00	\$444.44	\$0.00	\$7,596.49	\$13,603.51	36%	\$17,438.70
418	Service Award									
418.000	Service Award Pay	12,310.00	.00	12,310.00	.00	.00	6,702.58	5,607.42	54	13,671.99
	418 - Service Award Totals	\$12,310.00	\$0.00	\$12,310.00	\$0.00	\$0.00	\$6,702.58	\$5,607.42	54%	\$13,671.99
419	Car									
419.001	Car Allowance	5,400.00	.00	5,400.00	450.00	.00	3,150.00	2,250.00	58	5,400.00



PINECREST

Budget Performance Report

Fiscal Year to Date 04/30/26

Include Rollup Account and Rollup to Object

Account	Account Description	Adopted Budget	Budget Amendments	Amended Budget	Current Month Transactions	YTD Encumbrances	YTD Transactions	Budget - YTD Transactions	% Used/ Rec'd	Prior Year Total
Fund 001 - General Fund										
EXPENSE										
Department 575 - Pinecrest Gardens										
Division 00 -										
	419 - Car Totals	\$5,400.00	\$0.00	\$5,400.00	\$450.00	\$0.00	\$3,150.00	\$2,250.00	58%	\$5,400.00
421	FICA									
421.000	FICA Taxes	122,790.00	.00	122,790.00	10,170.02	.00	71,733.76	51,056.24	58	129,302.48
	421 - FICA Totals	\$122,790.00	\$0.00	\$122,790.00	\$10,170.02	\$0.00	\$71,733.76	\$51,056.24	58%	\$129,302.48
422	Retirement									
422.000	Retirement Contributions	164,620.00	.00	164,620.00	11,637.57	.00	79,383.86	85,236.14	48	148,195.16
	422 - Retirement Totals	\$164,620.00	\$0.00	\$164,620.00	\$11,637.57	\$0.00	\$79,383.86	\$85,236.14	48%	\$148,195.16
423	OPEB									
423.000	OPEB Health	216,000.00	.00	216,000.00	17,033.28	.00	130,830.92	85,169.08	61	209,356.73
	423 - OPEB Totals	\$216,000.00	\$0.00	\$216,000.00	\$17,033.28	\$0.00	\$130,830.92	\$85,169.08	61%	\$209,356.73
424	Workers' Compensation									
424.000	Workers' Compensation Insurance	43,360.00	.00	43,360.00	8,094.05	.00	29,349.03	14,010.97	68	32,359.31
	424 - Workers' Compensation Totals	\$43,360.00	\$0.00	\$43,360.00	\$8,094.05	\$0.00	\$29,349.03	\$14,010.97	68%	\$32,359.31
425	Unemployment									
425.000	Unemployment Compensation	.00	.00	.00	.00	.00	1,138.80	(1,138.80)	+++	.00
	425 - Unemployment Totals	\$0.00	\$0.00	\$0.00	\$0.00	\$0.00	\$1,138.80	(\$1,138.80)	+++	\$0.00
426	Vacation/Sick Time									
426.000	Vacation/Sick Time Payout	37,595.00	.00	37,595.00	.00	.00	5,954.45	31,640.55	16	32,686.73
	426 - Vacation/Sick Time Totals	\$37,595.00	\$0.00	\$37,595.00	\$0.00	\$0.00	\$5,954.45	\$31,640.55	16%	\$32,686.73
431	Professional									
431.000	Professional Services	3,500.00	.00	3,500.00	.00	.00	3,361.92	138.08	96	30,944.48
	431 - Professional Totals	\$3,500.00	\$0.00	\$3,500.00	\$0.00	\$0.00	\$3,361.92	\$138.08	96%	\$30,944.48
434	Contractual									
434.000	Contractual Services	997,020.00	.00	997,020.00	23,121.26	21,250.00	567,316.35	408,453.65	59	830,174.08
	434 - Contractual Totals	\$997,020.00	\$0.00	\$997,020.00	\$23,121.26	\$21,250.00	\$567,316.35	\$408,453.65	59%	\$830,174.08
440	Travel									
440.000	Travel Per Diem	550.00	.00	550.00	.00	.00	172.63	377.37	31	226.06
	440 - Travel Totals	\$550.00	\$0.00	\$550.00	\$0.00	\$0.00	\$172.63	\$377.37	31%	\$226.06
441	Communications									
441.000	Communications Freight	40,885.00	.00	40,885.00	2,395.89	.00	18,666.79	22,218.21	46	35,248.59
	441 - Communications Totals	\$40,885.00	\$0.00	\$40,885.00	\$2,395.89	\$0.00	\$18,666.79	\$22,218.21	46%	\$35,248.59
443	Utilities									
443.000	Utilities Utilities	91,800.00	.00	91,800.00	1,271.05	.00	43,358.01	48,441.99	47	79,491.11
	443 - Utilities Totals	\$91,800.00	\$0.00	\$91,800.00	\$1,271.05	\$0.00	\$43,358.01	\$48,441.99	47%	\$79,491.11
444	Rentals and Lease									
444.000	Rentals and Lease Expenses	30,730.00	.00	30,730.00	.00	.00	7,440.00	23,290.00	24	32,564.51
	444 - Rentals and Lease Totals	\$30,730.00	\$0.00	\$30,730.00	\$0.00	\$0.00	\$7,440.00	\$23,290.00	24%	\$32,564.51



PINECREST

Budget Performance Report

Fiscal Year to Date 04/30/26

Include Rollup Account and Rollup to Object

Account	Account Description	Adopted Budget	Budget Amendments	Amended Budget	Current Month Transactions	YTD Encumbrances	YTD Transactions	Budget - YTD Transactions	% Used/ Rec'd	Prior Year Total
Fund 001 - General Fund										
EXPENSE										
Department 575 - Pinecrest Gardens										
Division 00 - .										
446	Repairs & Maintenance									
446.001	Repairs & Maintenance Vehicles	2,740.00	.00	2,740.00	1,005.90	.00	2,641.81	98.19	96	3,296.85
446.002	Repairs & Maintenance Other	137,410.00	.00	137,410.00	10,886.27	.00	81,988.38	55,421.62	60	170,947.28
	446 - Repairs & Maintenance Totals	\$140,150.00	\$0.00	\$140,150.00	\$11,892.17	\$0.00	\$84,630.19	\$55,519.81	60%	\$174,244.13
447	Printing and Binding									
447.000	Printing and Binding Expense	.00	.00	.00	.00	.00	.00	.00	+++	289.00
	447 - Printing and Binding Totals	\$0.00	\$0.00	\$0.00	\$0.00	\$0.00	\$0.00	\$0.00	+++	\$289.00
448	Promotional Activity									
448.000	Promotional Activity Expenses	206,950.00	.00	206,950.00	54.00	.00	118,087.75	88,862.25	57	172,721.91
	448 - Promotional Activity Totals	\$206,950.00	\$0.00	\$206,950.00	\$54.00	\$0.00	\$118,087.75	\$88,862.25	57%	\$172,721.91
449	Other Current Charges									
449.000	Other Current Charges & Obligations	2,415.00	.00	2,415.00	.00	.00	701.35	1,713.65	29	1,978.80
	449 - Other Current Charges Totals	\$2,415.00	\$0.00	\$2,415.00	\$0.00	\$0.00	\$701.35	\$1,713.65	29%	\$1,978.80
451	Office Supplies									
451.000	Office Supplies Expense	5,000.00	.00	5,000.00	72.96	.00	1,376.32	3,623.68	28	3,655.63
	451 - Office Supplies Totals	\$5,000.00	\$0.00	\$5,000.00	\$72.96	\$0.00	\$1,376.32	\$3,623.68	28%	\$3,655.63
452	Operating supplies									
452.001	Operating supplies Gas	1,450.00	.00	1,450.00	118.77	.00	910.58	539.42	63	2,246.55
452.002	Operating supplies Expense	212,195.00	.00	212,195.00	7,803.46	.00	151,130.13	61,064.87	71	181,982.84
452.572	Operating supplies Parks	70,000.00	.00	70,000.00	5,180.89	.00	57,618.52	12,381.48	82	65,056.50
	452 - Operating supplies Totals	\$283,645.00	\$0.00	\$283,645.00	\$13,103.12	\$0.00	\$209,659.23	\$73,985.77	74%	\$249,285.89
454	Publications, Dues & Training									
454.000	Publications, Dues & Training Expense	15,145.00	.00	15,145.00	194.00	.00	7,694.51	7,450.49	51	6,843.70
	454 - Publications, Dues & Training Totals	\$15,145.00	\$0.00	\$15,145.00	\$194.00	\$0.00	\$7,694.51	\$7,450.49	51%	\$6,843.70
463	Improvements other than Building									
463.000	Improvements other than Building Capital	.00	.00	.00	.00	.00	.00	.00	+++	19,950.00
	463 - Improvements other than Building Totals	\$0.00	\$0.00	\$0.00	\$0.00	\$0.00	\$0.00	\$0.00	+++	\$19,950.00
464	Machinery & Equipment									
464.000	Machinery & Equipment Capital	4,720.00	.00	4,720.00	.00	.00	.00	4,720.00	0	5,690.71
	464 - Machinery & Equipment Totals	\$4,720.00	\$0.00	\$4,720.00	\$0.00	\$0.00	\$0.00	\$4,720.00	0%	\$5,690.71
	Division 00 - . Totals	\$3,986,650.00	\$0.00	\$3,986,650.00	\$230,895.44	\$21,250.00	\$2,297,458.28	\$1,667,941.72	58%	\$3,834,924.02
	Department 575 - Pinecrest Gardens Totals	\$3,986,650.00	\$0.00	\$3,986,650.00	\$230,895.44	\$21,250.00	\$2,297,458.28	\$1,667,941.72	58%	\$3,834,924.02
	EXPENSE TOTALS	\$3,986,650.00	\$0.00	\$3,986,650.00	\$230,895.44	\$21,250.00	\$2,297,458.28	\$1,667,941.72	58%	\$3,834,924.02
Fund 001 - General Fund Totals										
	REVENUE TOTALS	1,992,000.00	.00	1,992,000.00	194,637.77	.00	1,451,945.59	540,054.41	73%	1,757,451.86
	EXPENSE TOTALS	3,986,650.00	.00	3,986,650.00	230,895.44	21,250.00	2,297,458.28	1,667,941.72	58%	3,834,924.02



PINECREST

Budget Performance Report

Fiscal Year to Date 04/30/26

Include Rollup Account and Rollup to Object

Account	Account Description	Adopted Budget	Budget Amendments	Amended Budget	Current Month Transactions	YTD Encumbrances	YTD Transactions	Budget - YTD Transactions	% Used/ Rec'd	Prior Year Total
	Fund 001 - General Fund Totals	(\$1,994,650.00)	\$0.00	(\$1,994,650.00)	(\$36,257.67)	(\$21,250.00)	(\$845,512.69)	(\$1,127,887.31)		(\$2,077,472.16)
	Grand Totals									
	REVENUE TOTALS	1,992,000.00	.00	1,992,000.00	194,637.77	.00	1,451,945.59	540,054.41	73%	1,757,451.86
	EXPENSE TOTALS	3,986,650.00	.00	3,986,650.00	230,895.44	21,250.00	2,297,458.28	1,667,941.72	58%	3,834,924.02
	Grand Totals	(\$1,994,650.00)	\$0.00	(\$1,994,650.00)	(\$36,257.67)	(\$21,250.00)	(\$845,512.69)	(\$1,127,887.31)		(\$2,077,472.16)



PINECREST

Building and Planning Department

DATE: May 29, 2026

TO: Yocelyn Galiano, ICMA-CM, Village Manager

FROM: Paul W. Buckler, Building Director *PWB*

RE: May 2026 Monthly Report

Attached for your information please find the monthly report for the Building Division of the Building and Planning Department. This report provides data regarding the permitting and inspection activities for the prior month, value of construction amounts and code cases. Presently, all building division functions including intake, reviews and inspections are operating at full capacity with no position vacancies.

Based on the year-to-date activity through May 2026 the following observations can be made when comparing to the same period the previous year:

- All building permit activity has increased by 13.6%
- All inspection activity has increased by 4.4%
- Code compliance violation issued have decreased by 21.6%
- New home permit applications have increased by 10.7%

ACTIVITY	May 2026	10/1/2024 - 5/29/2025 YTD	10/1/2025 - 5/29/2026 YTD
PERMITS ISSUED			
Building	118	958	1,097
Electrical	29	375	562
Mechanical	18	138	123
Plumbing/LPGX	38	384	326
Total Permits	203	1,855	2,108
Value of Construction	14,732,000	48,914,500	70,378,000
New House Permits	5	28	31

ACTIVITY	May 2026	10/1/2024 - 5/29/2025 YTD	10/1/2025 - 5/29/2026 YTD
CERTIFICATES ISSUED			
Certificate of Occupancy - Residential	3	90	17
Certificate of Completion – Residential	0	4	4
Certificate of Use and Occupancy - Commercial	0	18	5
BUILDING CODE VIOLATIONS			
Cases	8	102	80
INSPECTIONS			
Building and Roofing	691	5,972	6,053
Electrical	158	1,441	1,145
Mechanical	64	618	539
Plumbing/LPGX	153	1,546	1,347
Total Inspections	1,066	9,577	10,003



PINECREST
MEMORANDUM

Building and Planning Department

DATE: June 1, 2026

TO: Yocelyn Galiano, ICMA-CM, Village Manager

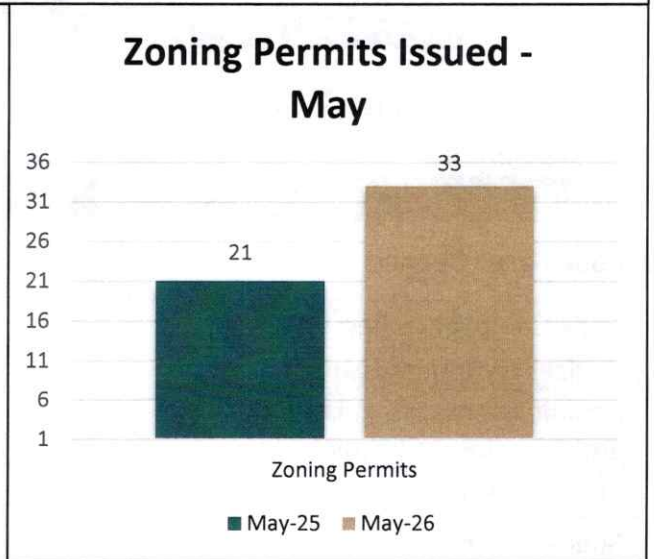
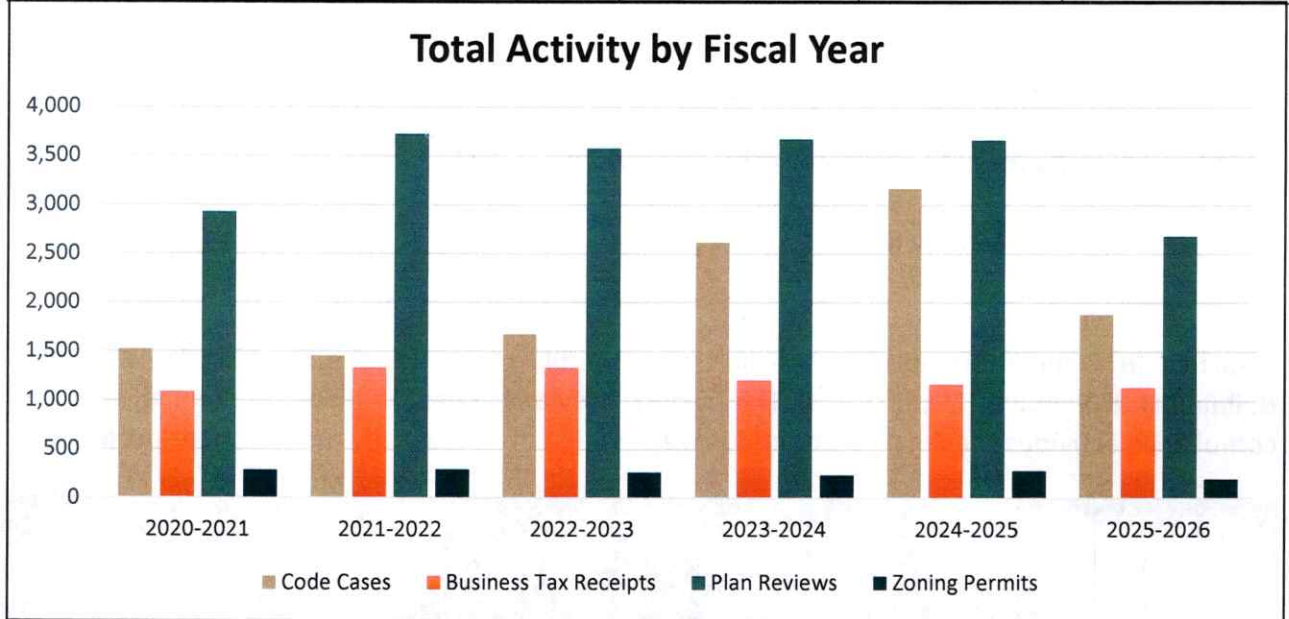
FROM: Esther Cabrera, Code Compliance, Supervisor 

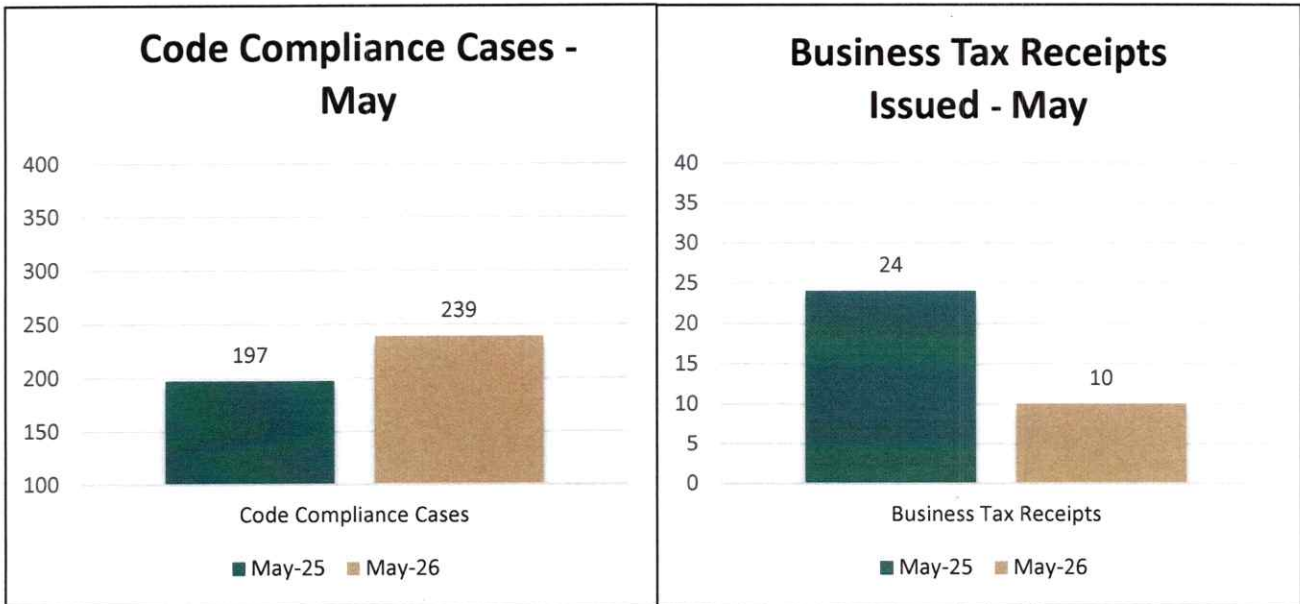
RE: May 2026 Monthly Report

Attached for your information please find the monthly report for the Planning Division of the Building and Planning Department. This report provides data for planning, zoning, and code compliance activities for the prior month as well as a list of noteworthy development projects.

ACTIVITY	May 2026	10/1/2024 - 05/31/2025 YTD	10/1/2025 - 05/31/2026 YTD
PLANNING			
Zoning Compliance – Plans Review	282	2,395	2,680
Zoning Letters/Code Interpretations	44	275	296
Zoning Permits	33	197	198
CODE COMPLIANCE			
Code Cases Opened	239 (169 Proactive)	2,159	1,879
Code Compliance Reminders	114	1,160	976
Notices to Appear Issued	21	130	158
Zoning, Landscaping, Local Business Tax, and Foreclosure Inspections	212	1,568	1,805
Civil Violations	13	234	170
Special Magistrate Cases	22	245	284
Total Open Cases: 715	N/A	N/A	N/A

ACTIVITY	May 2026	10/1/2024 - 05/31/2025 YTD	10/1/2025 - 05/31/2026 YTD
LICENSES			
Business Tax – New	8	92	95
Business Tax – Renewal	2	341	428
Total licenses Issued & Renewed	10	433	523
Total Active Licenses: 1,136	N/A	N/A	N/A





The following chart provides details regarding noteworthy commercial and residential development and redevelopment that have been approved and are under construction.

Development Projects		
1	University of Miami Medical Office Building	Staff has met with University of Miami to review preliminary conceptual plans for the development of a new medical office building at 13251 Pinecrest Parkway, site of the former Macy's Furniture building. A site development plan has been submitted for review and will be scheduled for review by the Village Council in an advertised public hearing following the submittal of required plan revisions. Pending information needs to be provided by UM to move forward with the Public Hearing for site plan approval.
2	Gulliver	The Performing Arts Building has an approved site plan by Council, permitting for the project has not yet been submitted. Gulliver is currently in the process of removing the old classrooms located on the east side of the property, which will be replaced with updated classrooms.



PINECREST
MEMORANDUM
Parks and Recreation Department

DATE: May 29, 2026

TO: Yocelyn Galiano, ICMA-CM, Village Manager

FROM: Robert C. Mattes, CPRE, CPSI, Parks and Recreation Director



RE: May 2026 Monthly Report

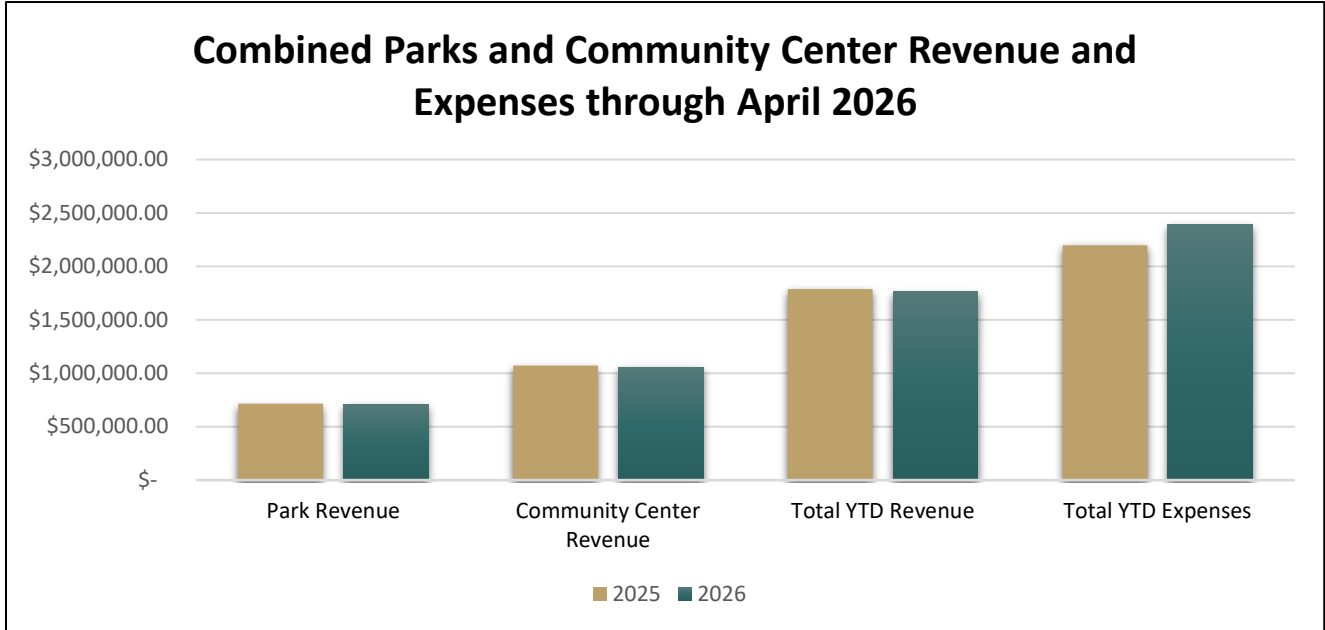
The Parks and Recreation Department is concluding another successful year of after-school programming, providing a variety of enrichment opportunities for local youth. This year's programs included dance, music, fine arts, coding, chess, tennis, martial arts, and STEM. Planning is already underway for the upcoming school year, with language classes being added in September. The spring baseball and soccer seasons have concluded, and the athletic fields at the Pinecrest Community Center and Evelyn Greer Park have entered their annual maintenance period. Staff will focus on restoring high-traffic areas and preparing the fields for fall sports. While the fields will remain open to the public, organized league and team use will be suspended until August 15.

Progress continues on several capital improvement projects throughout the Village. At Veterans Wayside Park, a redesigned ADA-accessible sidewalk is scheduled for concrete installation during the first week of June. Remaining work includes sod installation, landscape plantings, and completion of the pea gravel pathways. At Gary Matzner Park, construction continues despite manufacturing delays related to certain building components. Water meter installations are underway, allowing for irrigation connections and the start of landscape and sod installation. Trellis construction is nearing completion, and interior improvements are expected to begin shortly.

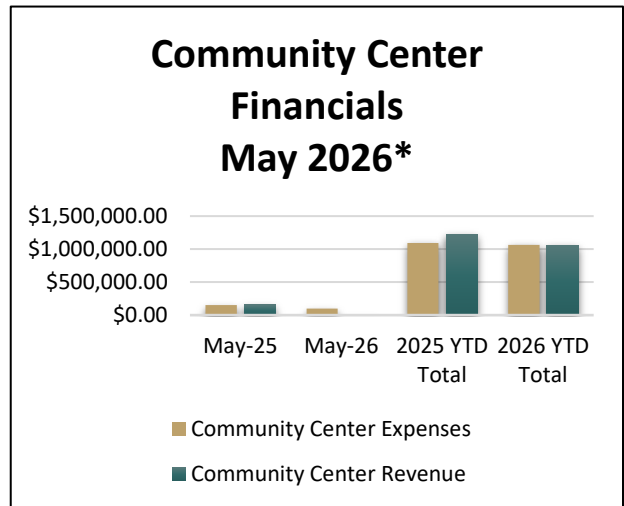
Coral Pine Park continues to receive overwhelmingly positive feedback from residents and visitors. The Department's Horticulturalist has been restoring the native tree area along the park's southeastern boundary by removing invasive vines, saplings, and excessive weed growth. More than seven truckloads of vegetation have been removed, improving the health and sustainability of the native tree canopy. Demand for the park's amenities remains strong, with the multipurpose room hosting six private rentals during its first month of reopening.

PERFORMANCE METRICS

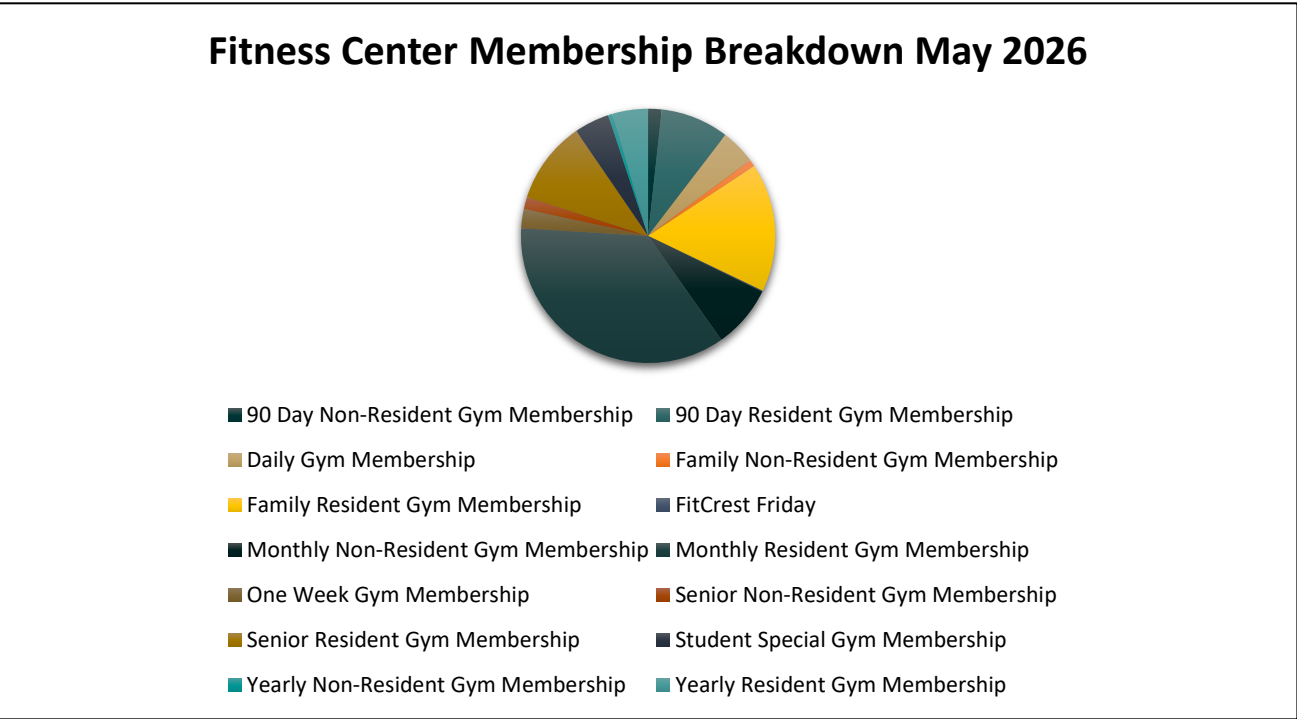
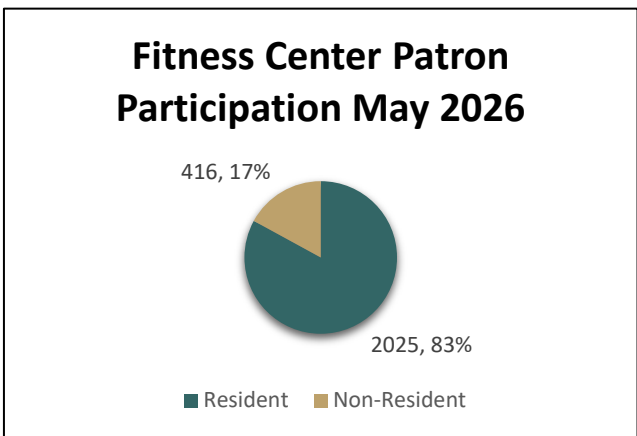
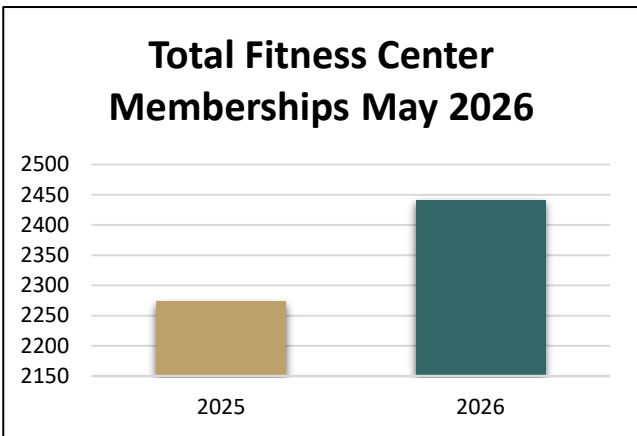
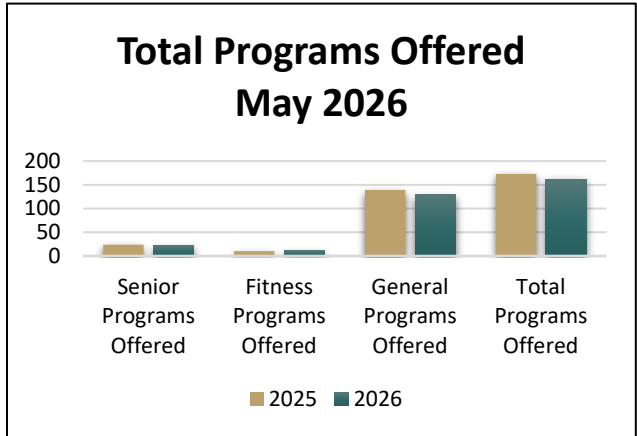
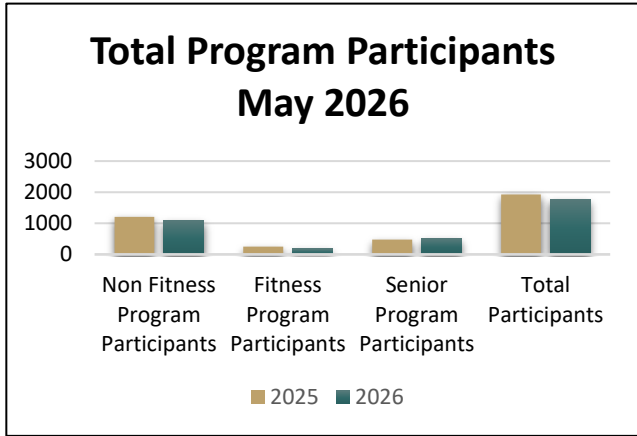
The following graphics represent general performance metrics for the Parks and Recreation Department and Pinecrest Community Center.

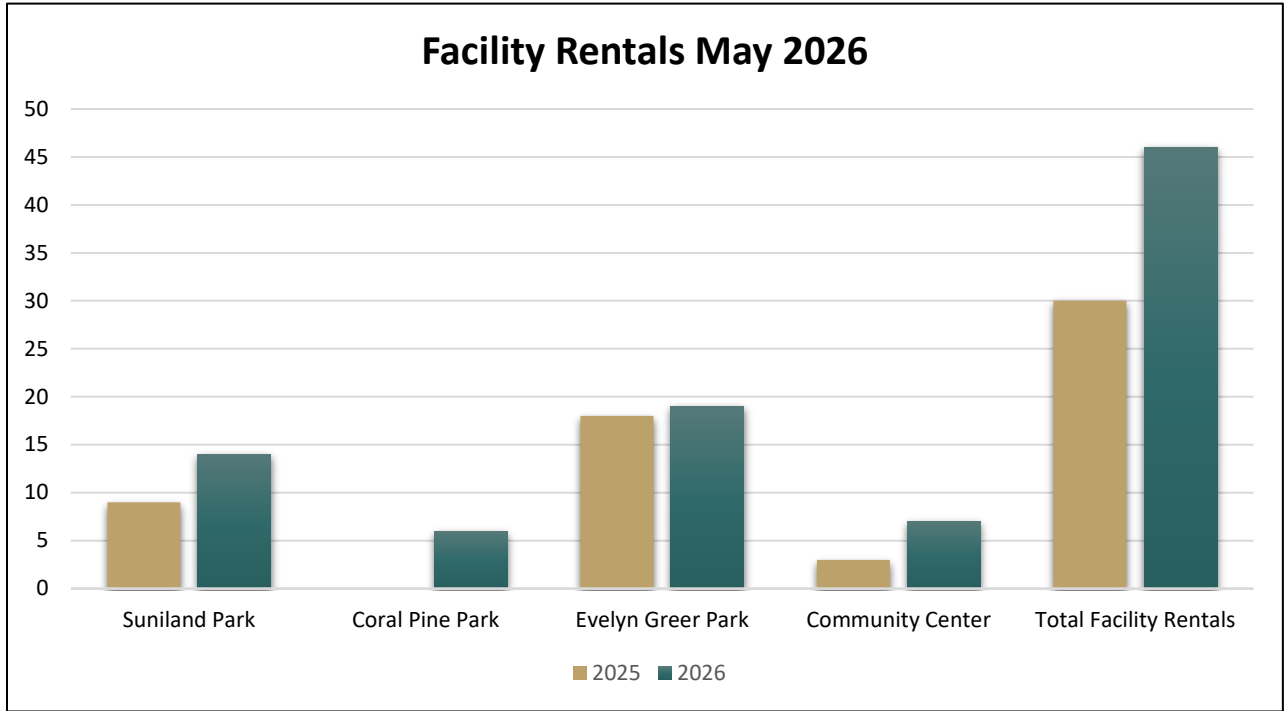


The Parks and Recreation Department is currently operating at a 73.75% Fiscal Year cost recovery rate through the month of April.

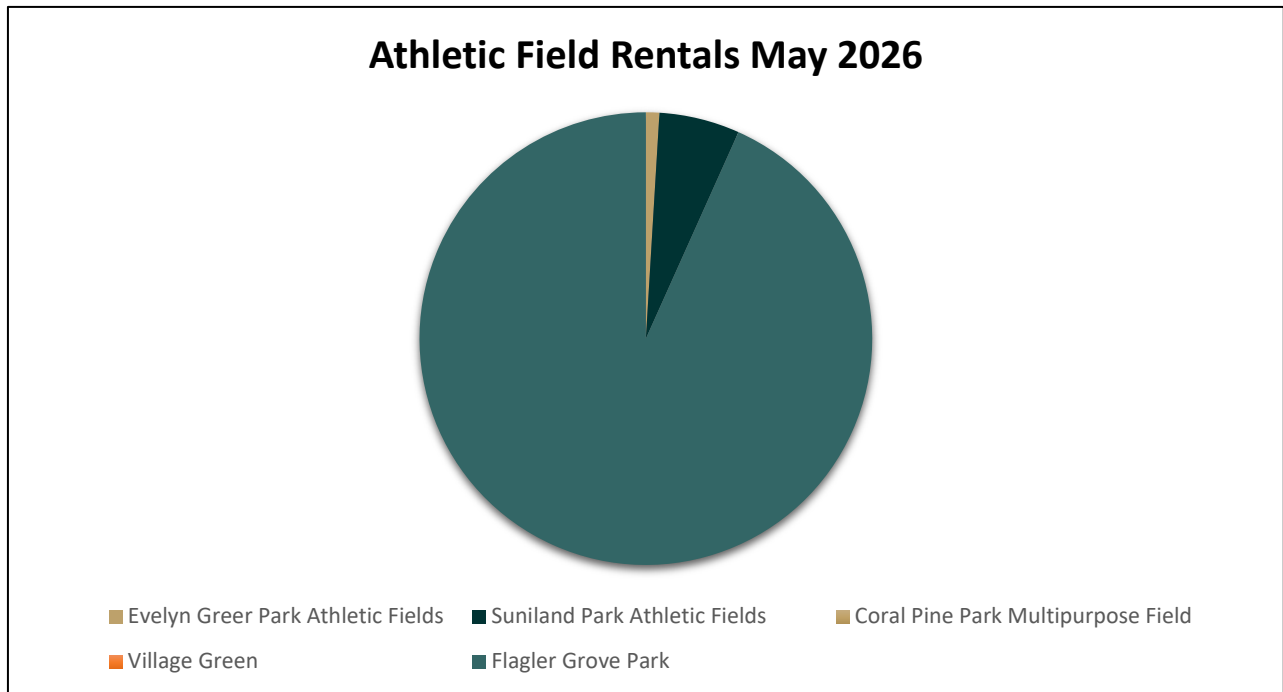


**Note: The above graphic does not represent the final Community Center revenue or expenses for May. Updated May revenue and expenses will be reported in the June report.*





The Pinecrest Parks and Recreation Department is proud to partner with various youth sports associations to offer opportunities for young people to learn new skills and develop their athletic proficiencies. The field rental chart below represents the ratio of athletic field rentals outside of regular league play.





PINECREST
MEMORANDUM

Pinecrest Gardens Department

DATE: May 29, 2026
TO: Yocelyn Galiano, Village Manager
FROM: Cristina Blanco, Pinecrest Gardens Director *Cristina Blanco*
RE: Pinecrest Gardens Monthly Report

The narrative portion of this report for Pinecrest Gardens highlights departmental achievements from April 1 to May 15, 2026. The data charts summarize YTD metrics for the month of April 2026.

Arts, Performances & Events

The Gardens continued a full schedule of cultural programming with concerts, educational performances, and family events.

April programming reflected a strong mix of performing arts, literary partnerships, and community cultural events across the campus. The Gardens closed the 16th season of Jazz at Pinecrest Gardens with a premiere performance by Nu Deco Ensemble featuring tributes to Duke Ellington and Nina Simone alongside guest trumpeter and composer Charles Entienne. Additional performances included Candlelight Concerts, Orchestra Miami's Poetry in Music and Cuba Mi Amor, Miami Acting Company's Best of Broadway, City Theatre's Sip & Shorts, and Gulliver Preparatory Academy's Romeo & Juliet, which together served thousands of attendees throughout the month.

The 2026–2027 Jazz at Pinecrest Gardens season was also announced to current subscribers, and the renewal process was implemented during the reporting period. By May 15, 270 of 260 subscriber renewals had been confirmed. A limited number of new subscriptions will become available beginning June 1 through July 31, or while supplies last, with single-show ticket sales scheduled to begin August 8. In alignment with current accounting practices, related revenues are being deferred to FY2026–2027 to align with the season's associated programming expenses.

The Pinecrest City Music Project's 6th Annual South Dade Schools Arts Fest further highlighted youth arts education through student music performances and hands-on art activities for families. Overall, April programming continued to reinforce Pinecrest Gardens' role as a multidisciplinary cultural campus serving diverse audiences through music, theater, literature, and community arts experiences.

Social media engagement also continued to grow, generating 127,000 total views, a 33% increase from the previous month. Approximately 34% of views came from non-followers, reflecting expanded audience reach, while Instagram followers increased to more than 46,000.

Artist in Residence - Poet Laureate

The Village will establish the position of Poet Laureate as a new component of Pinecrest Gardens' Artist-in-Residence program, expanding literary arts engagement and community participation. Serving as a volunteer cultural ambassador under the direction of the Pinecrest Gardens Director, the Poet Laureate will contribute original works for Village occasions, collaborate with literary programming at Pinecrest Gardens, support partnerships with schools, libraries, and community organizations, and oversee a recurring literary section in the Village's quarterly magazine. An inaugural one-year term will begin in the new fiscal year to establish the program framework. Future Poet Laureates will be selected through a public call for artists and appointed to terms of up to two years, creating an ongoing platform for literary arts and civic engagement in Pinecrest.

Collections

Pinecrest Gardens continued development of its horticultural collections database using Hortis botanical software, which now catalogs nearly 1,500 plant specimens representing more than 650 taxa. The system supports collections management, plant health tracking, and future public access to the Gardens' living collections through an online platform currently in development. Work also continued on updated interpretive and recognition signage standards to create a more consistent and accessible visitor experience while strengthening public understanding of the Gardens' botanical significance and South Florida's horticultural diversity.

Horticulture

April focused largely on seasonal horticultural maintenance and collections enhancement efforts across the campus. Spring weed growth required intensive management throughout the Meadow, Dry Gardens, and 57th Avenue entrance corridor. A locally propagated Dragon Tree (*Dracaena draco*) sourced from Canary Islands seed stock was installed in the Lake Garden as part of the Gardens' collections development efforts. Seasonal cactus and succulent plantings were also added to the Dry Meadow Garden during optimal dry-weather conditions. Staff additionally continued enhancing the collections database with plant photography and supporting materials in preparation for future public online access.

Education

End-of-school-year educational programming remained active with continued growth in field trips and family participation. During the month, the Gardens welcomed 525 students through Cultural Passport performances and an additional 680 students through traditional field trips and educational visits. Parent & Me memberships increased to 68 active households, serving 492 participants, while Homeschool Co-School returned for its final seasonal session with 11 enrolled students. Little Lizards concluded its season with two sessions focused on pollinators, welcoming 41 participants.

The Gardens also hosted a Brownie troop working toward their Outdoor Art badge through a series of five guided educational activities. Staff additionally welcomed volunteers to an end-of-season appreciation luncheon recognizing their continued service and support throughout the year. The April Curious Gardener Workshop featured a hands-on Panamanian Mola-making class led by longtime arts instructor Cathi Riveira and welcomed 12 participants. Educational activities throughout the month continued to emphasize environmental learning, arts engagement, and community connection across multiple age groups.

Operations, Concessions & Rentals

April remained an active operational month with numerous guest rentals, performances, educational activities,

and community events taking place across the campus. Concession sales remained strong, totaling approximately \$23,440 for the month.

Several capital improvement projects advanced during the month. The Splash Pad resurfacing project was successfully completed, improving visitor amenities ahead of the summer season. The Banyan Bowl restroom refurbishment project is nearing completion following the transition to a replacement contractor; final partition installation is anticipated in May. The Nursery project continued progressing toward a projected June 5 completion date. Directional signage painting was also completed, with installation of final lettering expected in May. These improvements continue to support visitor experience, operational efficiency, and long-term campus maintenance goals.

FOPG Update

The FOPG Board met during April and reviewed proposed donor giving levels and associated membership benefits intended to support future fundraising efforts. The program is being developed to provide individuals and supporters with a structured vehicle for contributing to the Friends of Pinecrest Gardens, whose mission supports cultural arts programming and community initiatives at the Gardens.

Pinecrest Gardens – By the Numbers

Below the charts demonstrate fiscal year-to-date performance metrics through April 2026 compared to the same period the prior FY2025.

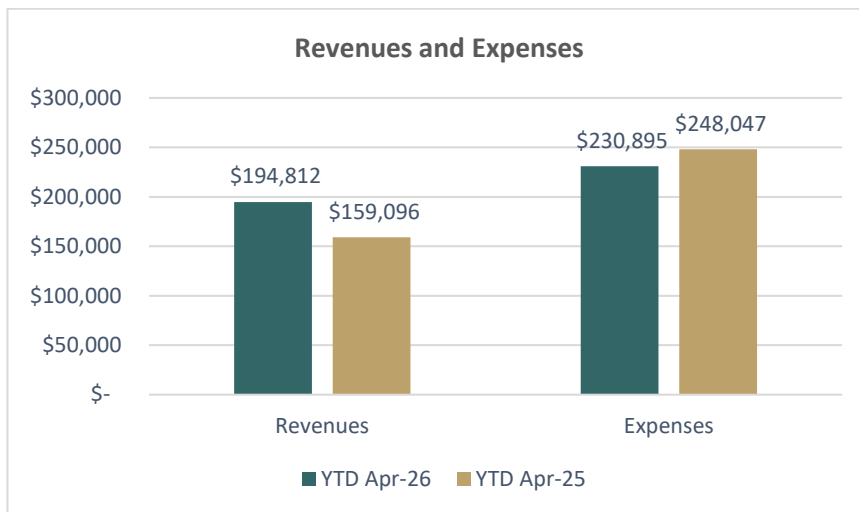


Chart 1 – Financial Summary:

April'26 performance reflects a **22% increase** (\$194,812) compared to April'25 (\$159,096). Expense levels decreased during the month, coming in at \$230,895 compared to \$248,047 in April'25. Overall cost recovery improved significantly year-over-year, reaching **84%** compared to 64% in the prior year, reflecting stronger revenue generation and improved operational efficiency.

Key Drivers: April 1 admission increase, venue rental income, and concessions sales.

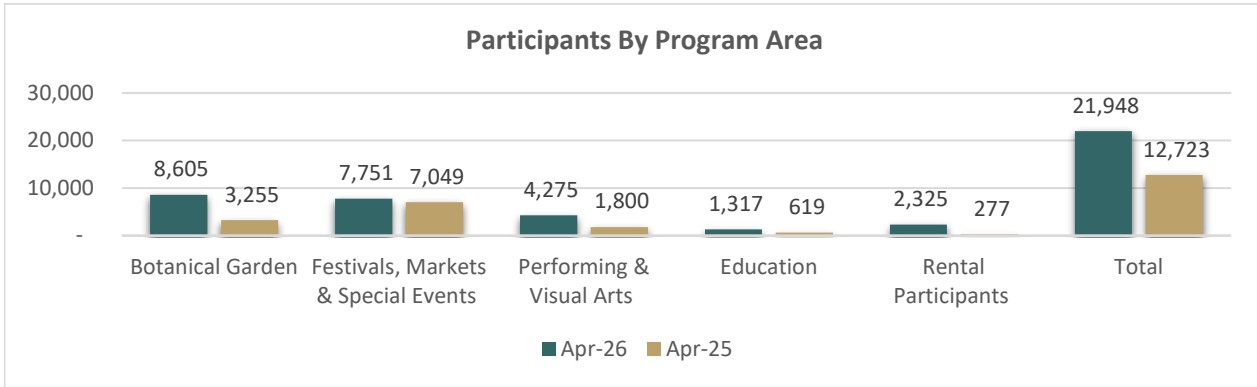


Chart 2 – Participation: April 2026 participation reflects strong performance across key program areas compared to April 2025. Botanical Garden visitorship demonstrated notable gains, increasing from 3,255 to 6,812 participants. Festivals, Markets & Special Events reached 7,751, supported by community events throughout the month. Education and Rental Participants also showed meaningful growth during the month. Total participants reached 19,039 compared to 12,723* in April 2025, reflecting continued community engagement and steady demand across core programming areas. *April '26 data show month over month activity, prior year data reporting lacked completeness.

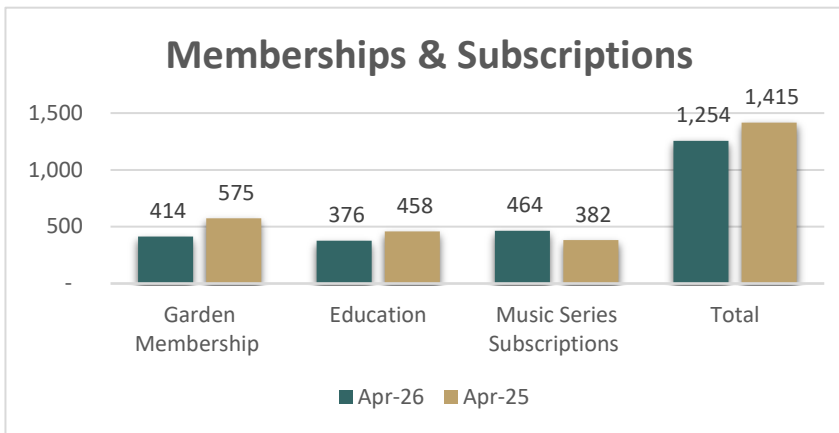


Chart 3 – Membership & Subscriptions: Membership and subscription activity in April '26 reflects continued engagement across programs, with total volumes of 1,254 remaining strong compared to 1,415 in April '25*. Garden Membership maintained consistent performance at 414, supported by steady demand across Education and Music Series Subscriptions. Overall performance reflects continued community participation in Pinecrest Gardens programming. *Data reflects new memberships for the report period only, not total number of active (yearly) members shown in 2025 report.

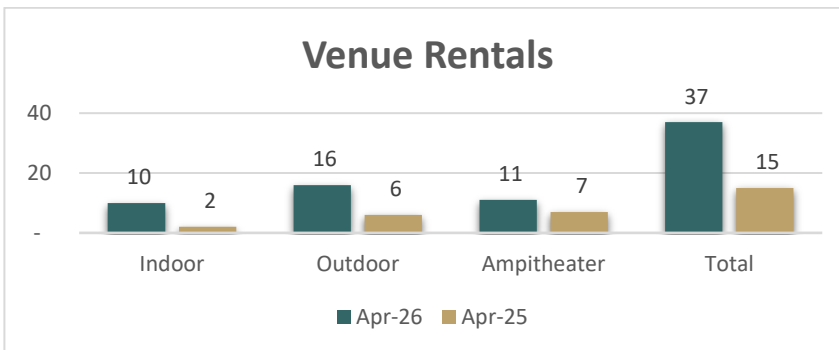


Chart 4 – Venue Rentals: Venue rental activity in April 2026 reflects overall growth compared to April 2025. Indoor rentals showed a significant increase year-over-year, rising from 2 to 10, while Outdoor rentals also grew from 6 to 16. Overall, the data reflects strong demand for venue rentals and continued utilization of available spaces.



PINECREST
MEMORANDUM

Public Works Department

DATE: June 1, 2026
TO: Yocelyn Galiano, ICMA-CM, Village Manager
FROM: David J. Mendez, PE, Public Works Director *David J. Mendez*
RE: May 2026 Monthly Report

Attached for your information please find the monthly report for the Public Works Department. This report provides a synopsis of the larger projects that are currently underway or completed the prior month, as well as data regarding the number of permits reviewed, inspections completed, and resident-driven work orders completed during the prior month.

SIDEWALKS PRESSURE WASHED (LINEAR FEET)													
Year	Oct	Nov	Dec	Jan	Feb	Mar	Apr	May	Jun	Jul	Aug	Sep	Total
FY 26				5,731	4,746	4,600	3,598	3,819					22,494

STREET TREES PLANTED													
Year	Oct	Nov	Dec	Jan	Feb	Mar	Apr	May	Jun	Jul	Aug	Sep	Total
FY 24										36	25	4	65
FY 25	13	36	17	15	1	11	0	10	14	13	20	2	152
FY 26	3	16	39	22	27	8	15	75					205

DRAINAGE PROJECT	PHASE PERCENT COMPLETED			
	DESIGN	PERMIT	BID	CONSTRUCTION
SMP – Basin 1- Phases 1&2	100%	95%		
SMP – Basin 2 – Phase 1	100%	100%	100%	75%
SMP – Basin 2 – Phase 2	100%	100%	100%	92%
SMP – Basin 3	100%	50%		
SMP – Basin 4	100%	50%		
SMP – Basin 6	100%	100%		

Note: SMP=Stormwater Master Plan

TRANSPORTATION PROJECTS	PHASE PERCENT COMPLETION			
	DESIGN	PERMIT	BID	CONSTRUCTION
136 St Roundabout Sculptures	100%	County MOU obtained		
82 Ave Complete Street Project	Design concept selected			
Intersection Project 77 Ave & 104 St	100%	n/a	n/a	75% Curb & Gutter, adjusted striping, and 104 St ped crosswalk complete. Pending – signal adjustments and ped detector installation – pending county permit
Kendall & Ludlam Intersection Roadway Project	80%	95%		Implementing Dutch alternatives and re-submitting for permit
Kendall Drive SUP	100%	100%	100%	99% - pending as-builts of corrections
Ludlam Rd Bridge Pedestrian Project	0%			
Ludlam Rd SUP Project	50%	n/a		60% plans to be submitted to FDOT July 1
Ludlam Rd ROW Project	95%	n/a		
Ludlam Rd SUP/Streetscape (C-2 Canal to US1) Cancelled -Funding Pulled by MDC- Now County Parks Dept will design from US 1 to Ludlam along the C-2 Canal north bank - then north to the shopping center along Ludlam. County's plan does not connect to US 1 and costs 3x Village estimate. Fence relocation from Ludlam to C-2 Canal complete.	n/a			
Red Road Crosswalk at Wayside Market	100%	100%	100%	75% - sidewalk, curb & gutter, sod/grading – complete – pending Flashing cross walk signs
124th Street Bridge Repair	100%	n/a	75%	

TRAFFIC STUDIES UNDERWAY	
1	Task 16 SW 65 th Ave at SW 123 rd St, SW 123 rd Ter, SW 126 th St Rd - <i>study completed – project paused</i>
2	Traffic Study for SW 132 nd street at SW 84 th Ave and at SW 83 rd court- <i>study indicates that an all-way stop is not recommended</i>
3	Traffic Study for Bella Vista/ Red Road Intersection- <i>study indicates that a roundabout is not recommended</i>

TRAFFIC STUDIES UNDERWAY

4	Technical Memorandum at SW 71 Ave at SW 130 th street- <i>study indicates that an all-way stop is not recommended</i>
---	--

INTERGOVERNMENTAL PROJECTS - ONGOING

Miami-Dade County	
Red Road Bridge Repair	County reported that this project will be re-bid.
Howard Drive Bridge	100% complete and operational. Punch list items regarding uplighting and landscape are still pending. Planters and plants installed. Working with FPL to obtain service point to energize uplighting
136 Street Roundabout Beautification	County provided MOU for Village review/approval. Village sent MOU back to County for ratification – scheduled for August County Commission meeting
Florida Department of Transportation	
Sidewalk Connection at 826 Ramp	FDOT studied and determined sidewalk connection was not feasible. After follow-up meeting, FDOT agreed to revisit the study. Advised, this area is part of a PD&E study which may recommend closure of 100 St ramp.
No U-Turn Sign at Killian and Pinecrest Parkway	Project approved. FDOT installed a No U-TURN sign on the SE corner of the intx. Another ground-mounted NO U-TURN sign has been installed on the busway facing Pinecrest
Pinecrest Parkway Median Beautification Project	Project is currently in final FDOT permit review. Final 100% ERC meeting held 3/31/26. FDOT commented on the Final Plans and the consultant is correcting the plans. Once approved by FDOT the Village can bid the project.

PLAN REVIEWS COMPLETED

Year	Oct	Nov	Dec	Jan	Feb	Mar	Apr	May	Jun	Jul	Aug	Sep	Total
FY 23	135	132	127	70	74	74	77	95	120	129	99	114	1246
FY 24	116	108	112	87	96	73	121	93	79	91	74	79	1129
FY 25	92	36	100	48	89	98	71	88	75	71	96	92	956
FY 26	104	73	89	94	90	90	68	88					696

INSPECTIONS COMPLETED

Year	Oct	Nov	Dec	Jan	Feb	Mar	Apr	May	Jun	Jul	Aug	Sep	Total
FY 23	23	21	32	35	31	23	24	20	36	27	57	30	359
FY 24	27	35	29	29	23	26	26	38	45	36	35	40	389
FY 25	47	33	55	61	47	42	39	44	51	75	50	44	588
FY 26	62	43	80	80	67	60	47	45					484

WORK ORDERS COMPLETED													
Year	Oct	Nov	Dec	Jan	Feb	Mar	Apr	May	Jun	Jul	Aug	Sep	Total
FY 23											108	165	
FY 24	102	142	94	103	155	105	94	100	120	159	118	99	1391
FY 25	80	66	68	87	52	83	36	21	15	24	35	17	584
FY 26	24	18	11	21	16	19	17	17					143




PINECREST MEMORANDUM

Police Department

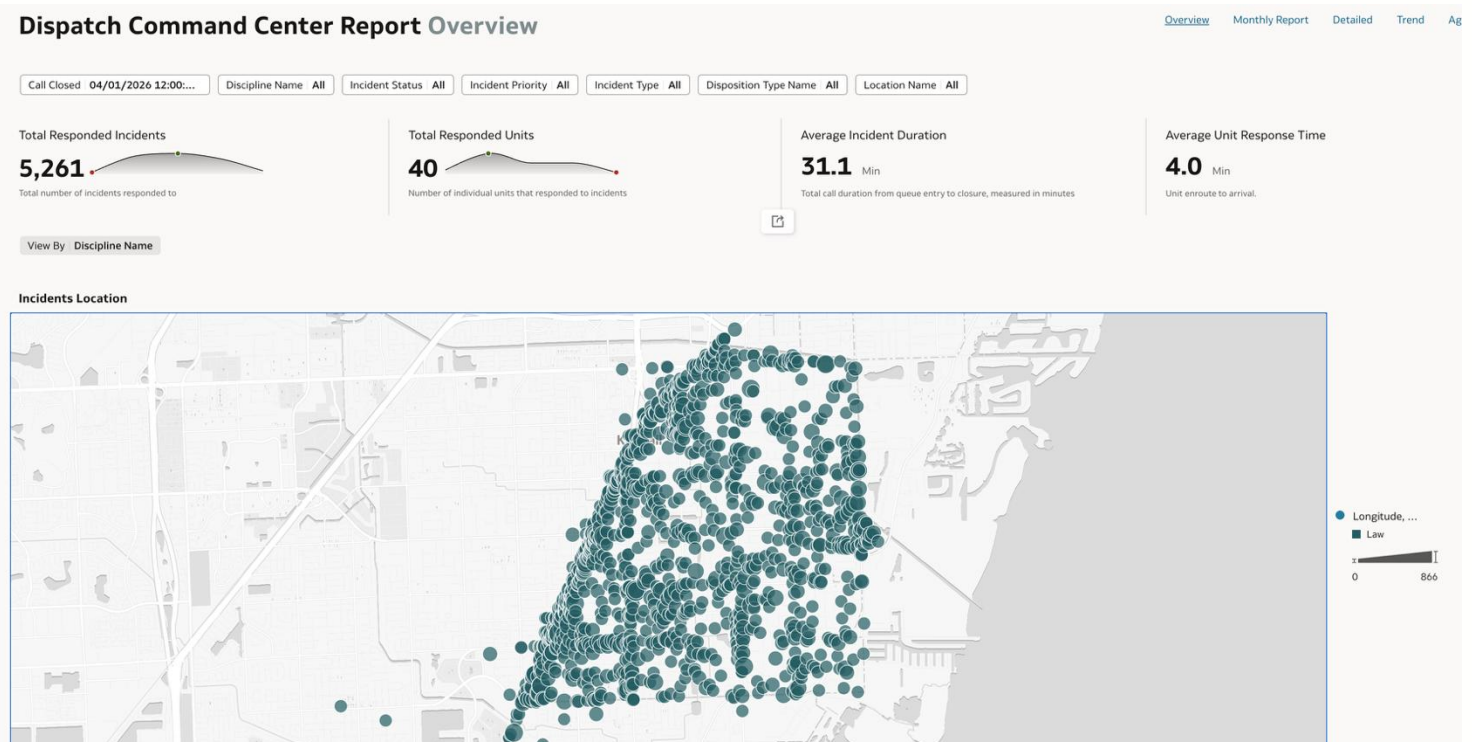
DATE: May 22,2026

TO: Yocelyn Galiano, ICMA-CM, Village Manager

FROM: Jason Cohen, Police Chief 

RE: April 2026 Monthly Report

Attached for your information please find the monthly report for the Police Department. This report provides data regarding crime in Pinecrest, as well as a synopsis of noteworthy activity for the prior month. Following investigations by the Detective Bureau, the reported data is subject to possible reclassification in subsequent months.



Police Patrol Unit Statistical Report

Full Shift Info - All Agencies

Date Range: 04/01/2026 04:00:00 AM - 04/30/2026 04:00:00 AM

Time Call Entered Queue

04/01/2026 4:00:00 AM - 04/30/2026

Incident Type

13 GENERAL INFORMATION, 13BP BIKE

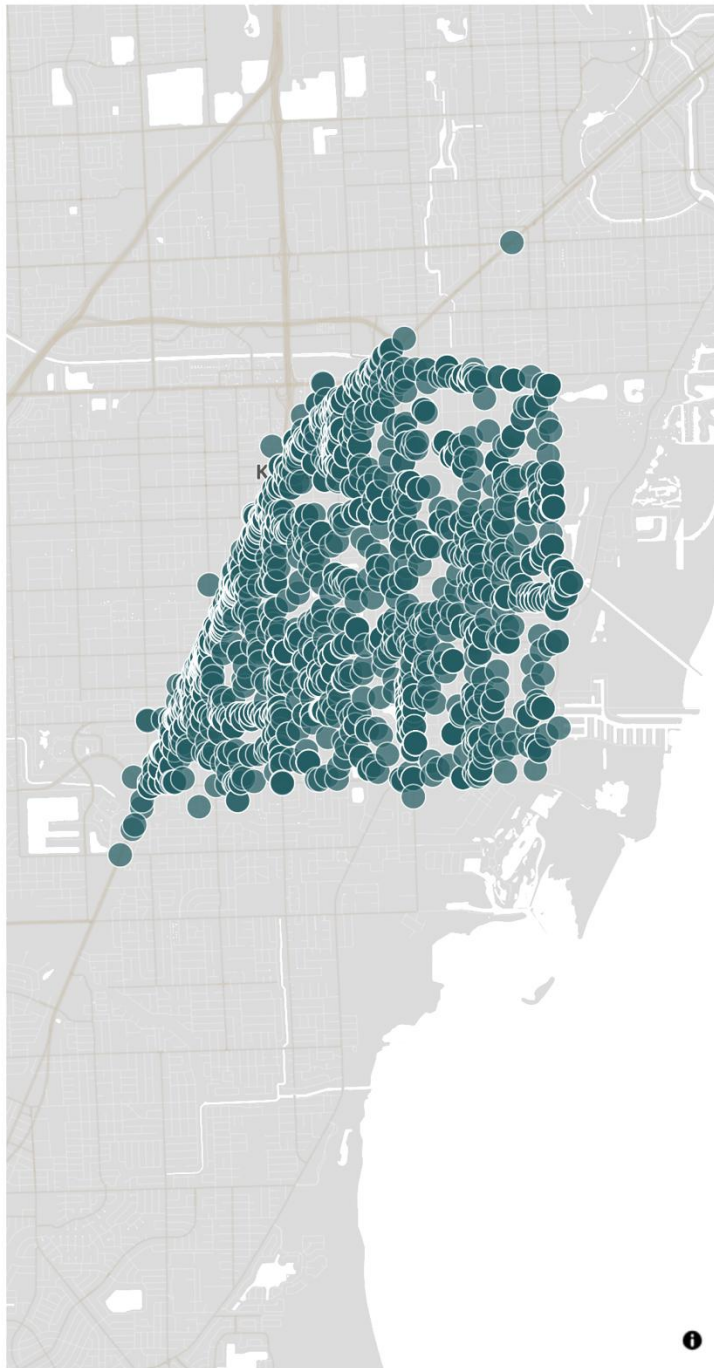
Call Sign

All

Type

63WO WATCH ORDER	1,172
19 TRAFFIC STOP	1,104
62CP CRIME PREVENTION	497
14 INFORMATION REPORT	148
25 ALARM	122
13SD SCHOOL DETAIL DIR...	88
13TR TRAFFIC DIRECTED P...	77
17 TRAFFIC ACCIDENT- NO...	73
13PW PARK AND WALK	71
63WOBU WO BUSINESS	56
341 SICK PERSON EMERGE...	46
41 SICK PERSON	43
63WOWO WO WORSHIP	35
13 GENERAL INFORMATION	29
37 SUSPICIOUS VEHICLE	27
49AR FIRE ALARM RINGING	24
14AC ASSIST A CITIZEN	23
38 SUSPICIOUS PERSON	23
20TC TRAFFIC COMPLAINT	22
13PD PARK DETAIL	21
63WOPA WO PARKS	19
20DV DISABLED VEHICLE	17
27 THEFT	15
34 DISTURBANCE	15
15AO ASSIST ANOTHER AG...	14
34LM DISTURBANCE LOUD...	12
54 FRAUD	11
18 HIT AND RUN	10
20 TRAFFIC DETAIL	9
14SU SUPPLEMENTAL INV...	6
317 TRAFFIC ACCIDENT IN...	6
34N DISTURBANCE NOISE	6
14PL PROPERTY LOST/FO...	5
20TO TRAFFIC COMPLAIN...	5
14LN LOCATE/CHECK ON ...	4
34DS DISTURBANCE CUST...	4
43 BAKER ACT	4
49 FIRE	4
13DP DIRECTED PATROL	3
349 FIRE	3
34DD DOMESTIC DISTURB...	3
63WOSH WO SCHOOL	3
13BP BIKE PATROL	2
13SR SERVICE REQUEST	2
14CV CODE VIOLATION	2
14HU EMERGENCY 911 HA...	2
14TR TRESPASS	2
28 CRIMINAL MISCHIEF	2
32 ASSAULT	2
14OD OPEN DOOR	1
14TC TRAFFIC COMPLAINT...	1
16 DUI	1
20TS TRAFFIC COMPLAINT...	1
21 STOLEN TAG OR DECAL	1
26MV BURGLARY MOTOR ...	1
332 ASSAULT & BATTERY- ...	1
33IE INDECENT EXPOSURE	1
34BD BARKING DOGS	1
36 MISSING PERSON	1
45 DOA	1

Longitude, Latitude



● Longitude, Latitude

PART 1 CRIME DURING PRIOR 12 MONTHS

CRIME TYPE	May 2025	June 2025	July 2025	Aug 2025	Sept 2025	Oct 2025	Nov 2025	Dec 2025	Jan 2026	Feb 2026	Mar 2026	Apr 2026
Homicide	0	0	0	0	0	0	0	0	0	0	0	0
Forcible Rape	0	0	0	0	0	0	0	0	0	0	0	0
Robbery	0	0	1	0	0	1	0	1	0	1	0	1
Agg. Assault	0	0	2	0	3	1	0	0	0	1	0	0
Burglary	2	3	5	2	4	3	3	0	2	2	7	0
Larceny*	17	16	22	27	23	25	21	24	15	16	14	15
Arson	0	0	0	0	0	0	0	0	0	0	0	0
Auto Theft	2	1	4	2	2	1	1	1	1	1	1	0
Total Part 1	21	20	34	31	32	31	25	26	18	21	22	16

Note: *Includes vehicle burglary

PART 1 CRIME - COMMERCIAL DISTRICTS 2026

CRIME TYPE	Jan 2026	Feb 2026	Mar 2026	Apr 2026	May 2026	Jun 2026	July 2026	Aug 2026	Sept 2026	Oct 2026	Nov 2026	Dec 2026
Homicide	0	0	0	0								
Forcible Rape	0	0	0	0								
Robbery	0	0	0	1								
Agg. Assault	0	0	0	0								
Burglary	0	0	0	0								
Larceny*	5	6	7	12								
Arson	0	0	0	0								
Auto Theft	0	1	0	0								
Total Part 1	5	7	7	13								

Note: *Includes vehicle burglary

PART 1 CRIME - RESIDENTIAL DISTRICTS 2026

CRIME TYPE	Jan 2026	Feb 2026	Mar 2026	Apr 2026	May 2026	Jun 2026	July 2026	Aug 2026	Sept 2026	Oct 2026	Nov 2026	Dec 2026
Homicide	0	0	0	0								
Forcible Rape	0	0	0	0								
Robbery	0	1	0	0								
Agg. Assault	0	1	0	0								
Burglary	2	2	7	0								
Larceny*	10	10	18	3								
Arson	0	0	0	0								
Auto Theft	1	0	1	0								
Total Part 1	13	14	26	3								

Note: *Includes vehicle burglary

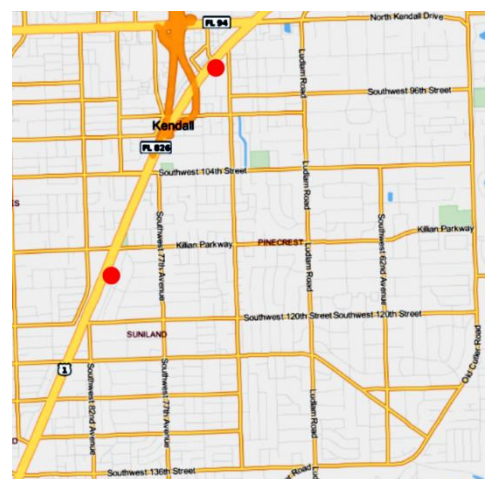
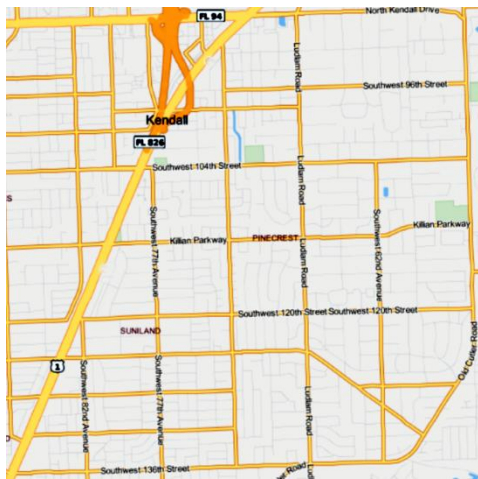
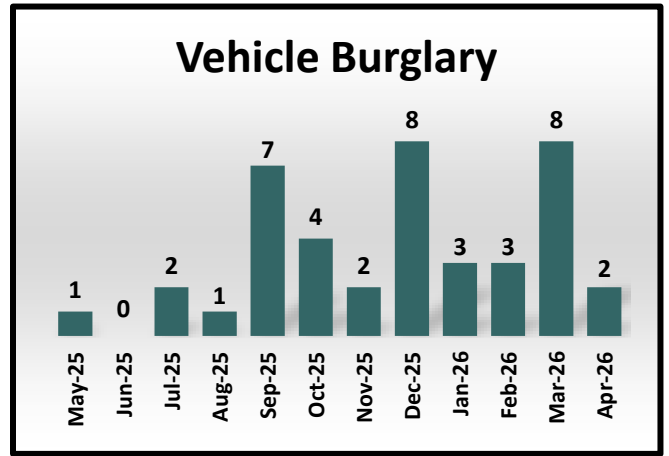
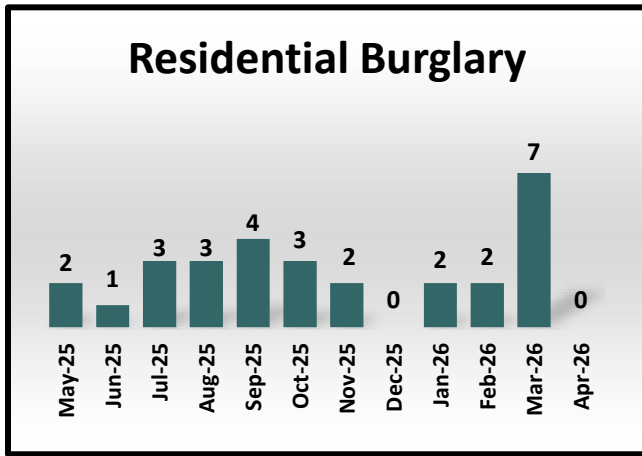
DETECTIVE BUREAU

The Criminal Investigation Section received a total of 23 cases for the month of April 2026. All were assigned to a member of the Investigations Section for follow-up. Eighteen cases were reclassified as inactive due to insufficient investigative leads, or no further police action required, two exceptionally cleared, and five cleared via arrest. The bar charts below provide residential and vehicle burglaries data for the prior 12 months.

The maps below provide the locations of the residential and vehicle burglaries for the month of April 2026

Residential Burglary Location(s)

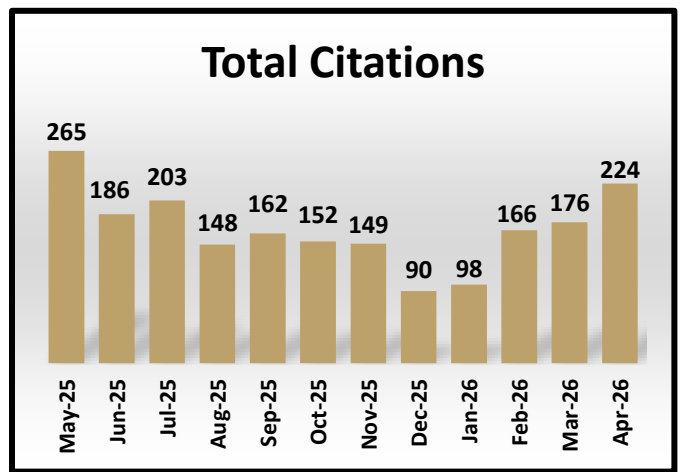
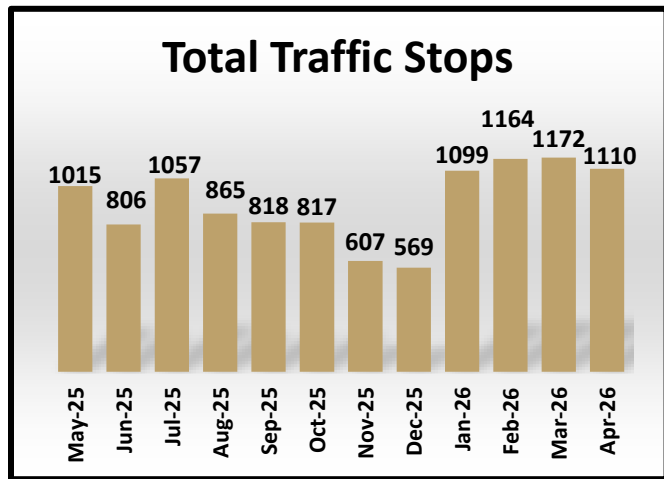
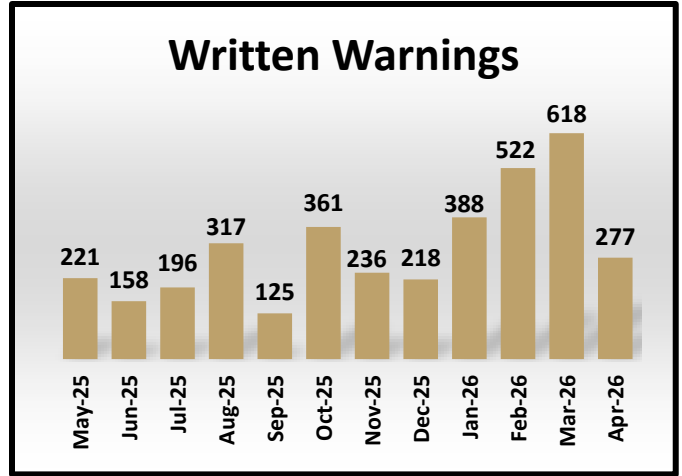
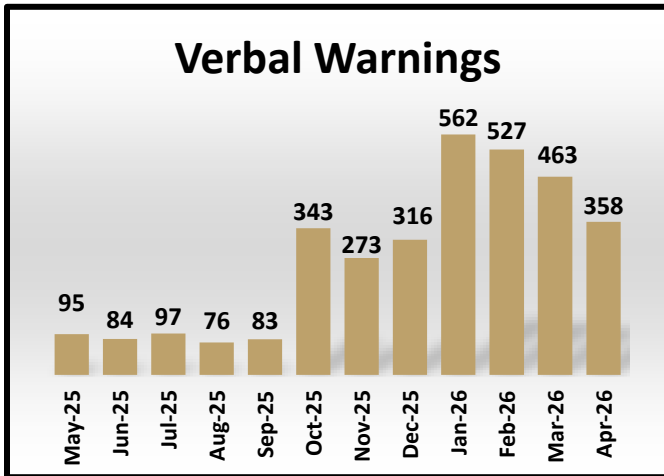
Vehicle Burglary Location(s)



VICTIM SERVICES

During the month of April 2026, the Victim Services Coordinator contacted 10 victims. All victims were provided with intervention services and support at some level. Contact is not initiated in commercial cases where the victim is a business entity.

PATROL ACTIVITY AND TRAFFIC ENFORCEMENT DATA



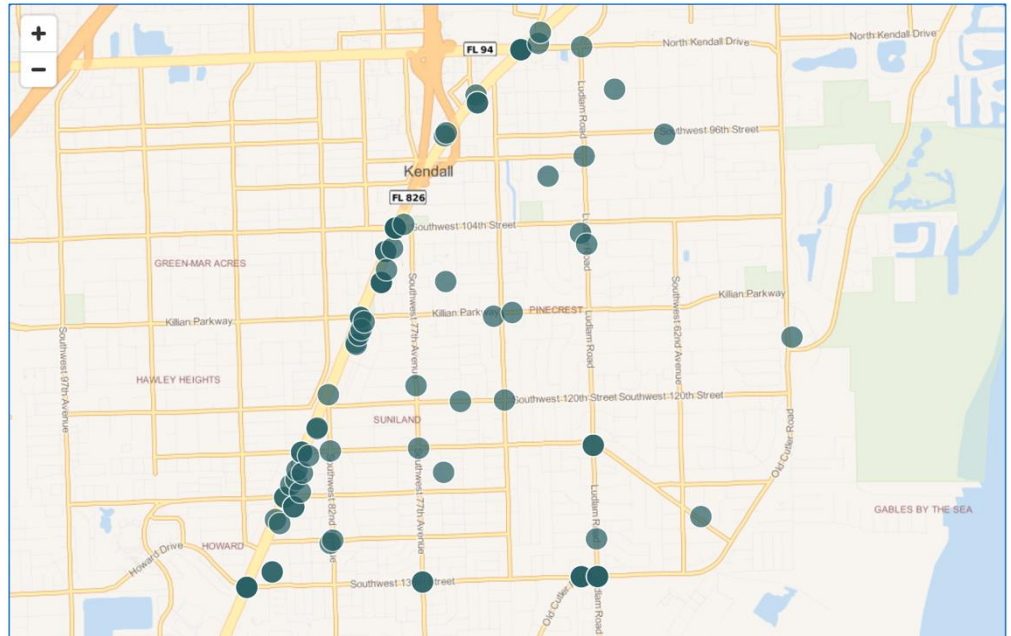
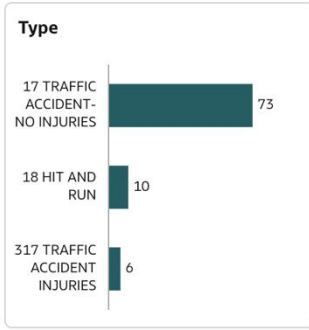
MILES PATROLED – PRIOR 3 MONTHS	
February	21,174
March	23,958
April	24,491

NOTE: We are currently working with the vendor to enhance the analytics, which will provide more detailed statistics. However, the enhancements are not complete at the time of this writing.

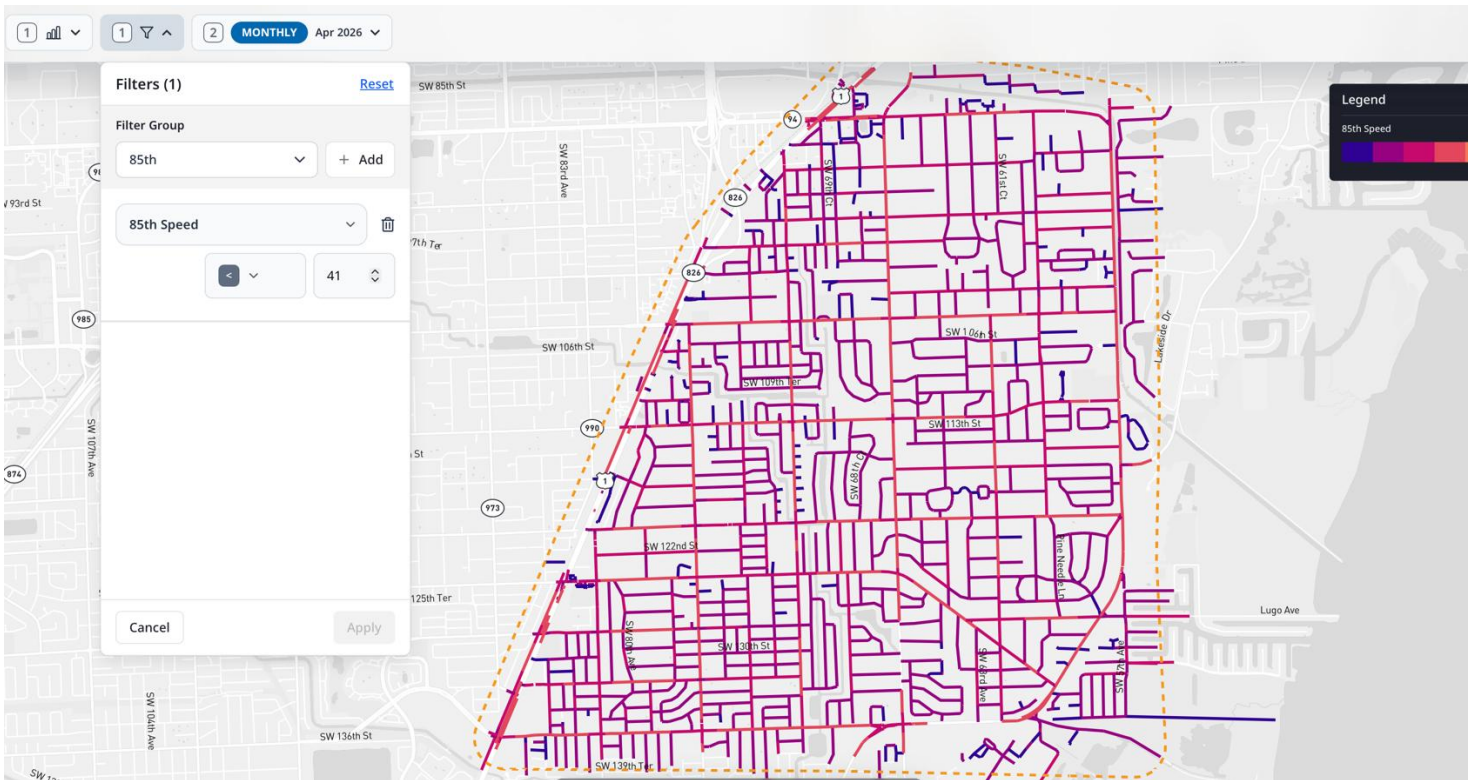
TRAFFIC CRASH INVESTIGATIONS

Area	May 2025	June 2025	July 2025	Aug 2025	Sep 2025	Oct 2025	Nov 2025	Dec 2025	Jan 2026	Feb 2026	Mar 2026	Apr 2026	Total
Interior	45	36	38	53	42	49	53	47	34	33	38	41	509
US 1	25	22	16	25	28	24	27	22	24	21	19	17	270
Pedestrian	0	0	0	1	1	0	2	0	1	0	0	1	6
Bicyclist	1	0	0	1	1	3	1	3	0	1	0	1	12

TRAFFIC CRASHES BY LOCATION



Aggregated Speed Data: 85th percentile Village wide (excludes US1) 85th speed percentile <=41



CITT Report

TOTAL BOARDINGS

3,097

AVERAGE WEEKDAY BOARDINGS

143.75

AVERAGE MILES PER DAY WEEKDAY

422.32

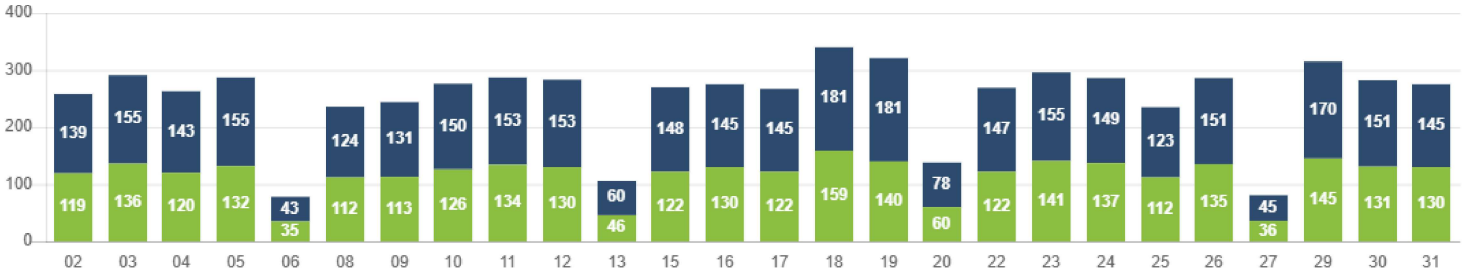
AVERAGE WEEKEND BOARDINGS

48.6

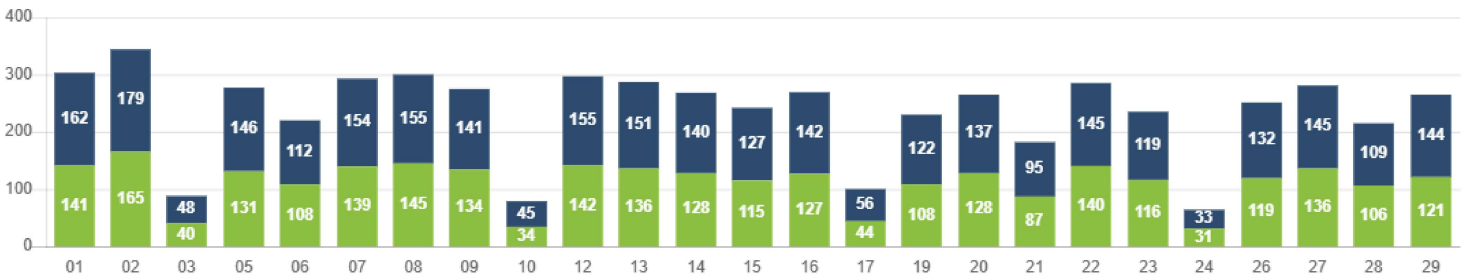
AVERAGE MILES PER DAY WEEKEND

132.27

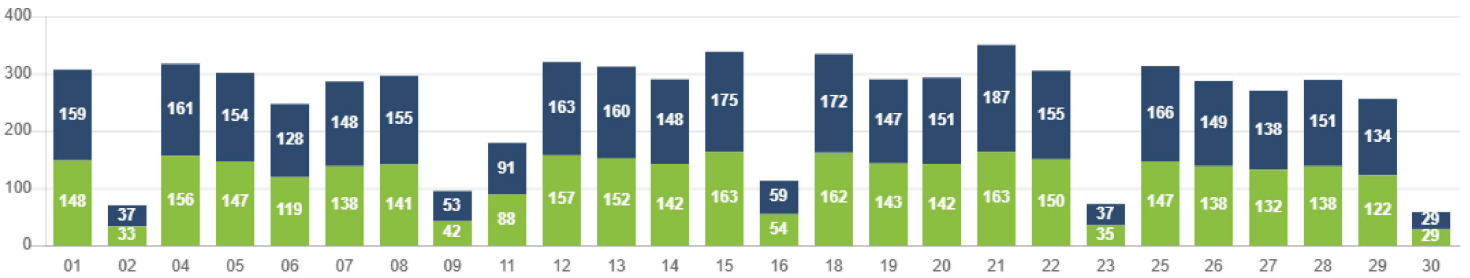
PASSENGERS AND RIDES - JANUARY



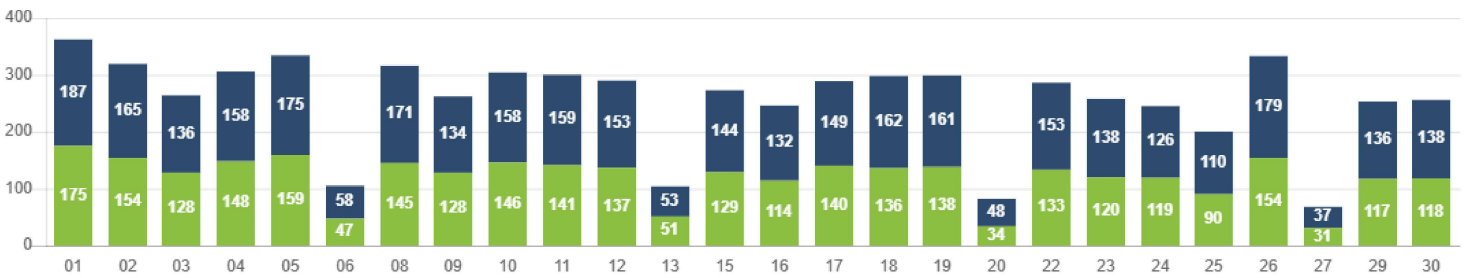
PASSENGERS AND RIDES - FEBRUARY



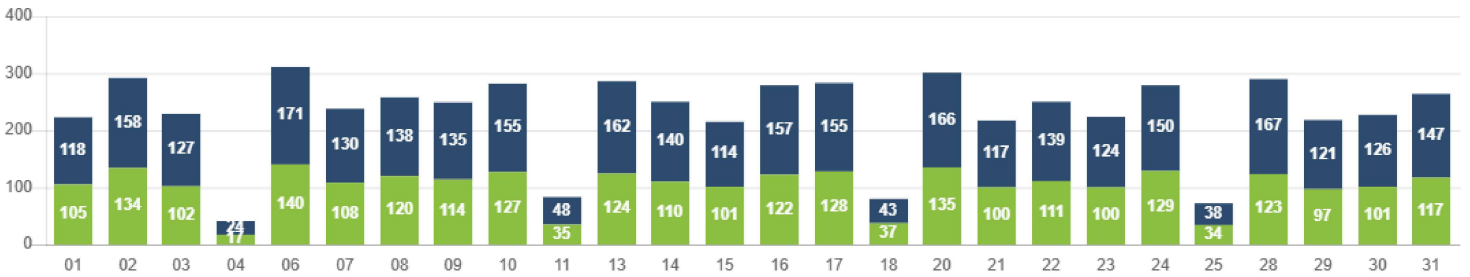
PASSENGERS AND RIDES - MARCH



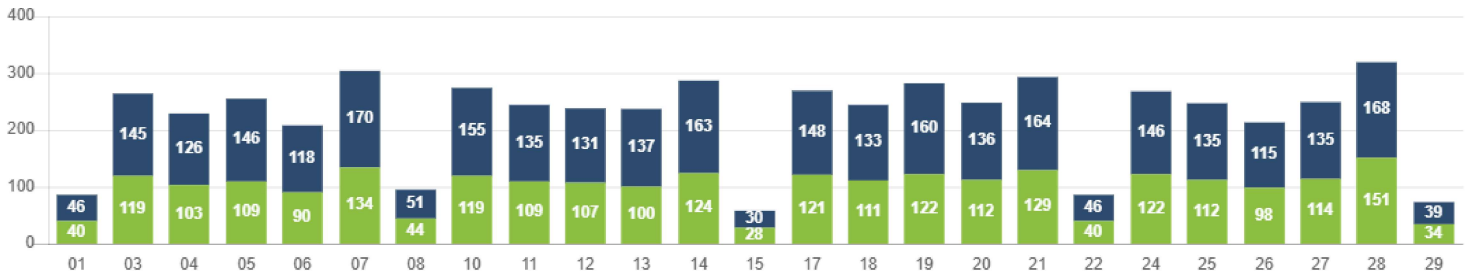
PASSENGERS AND RIDES - APRIL



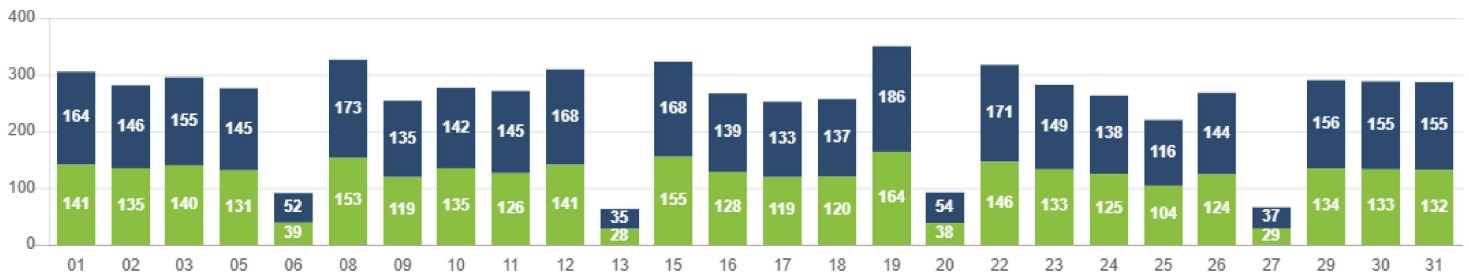
PASSENGERS AND RIDES - MAY



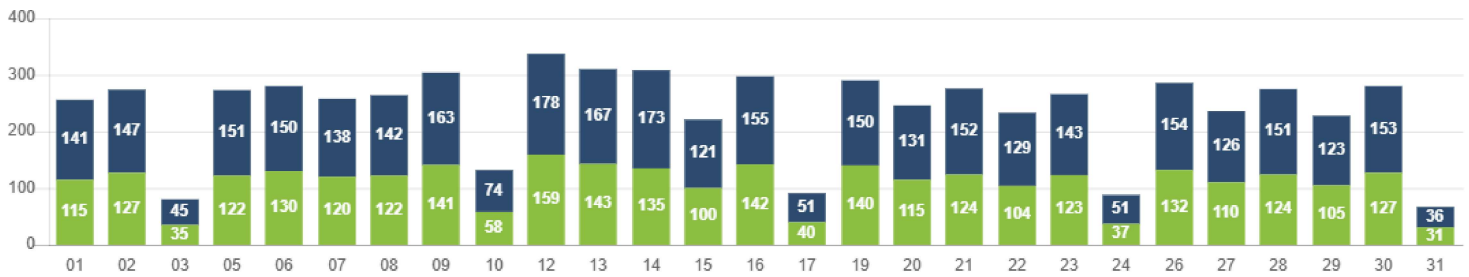
PASSENGERS AND RIDES - JUNE



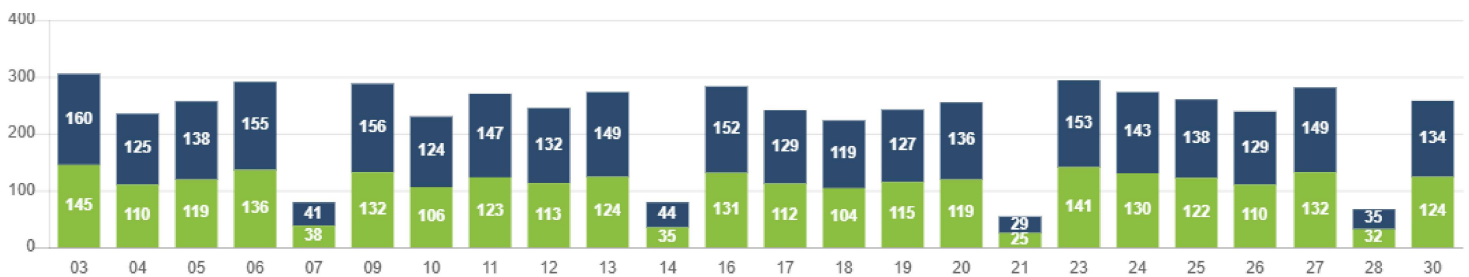
PASSENGERS AND RIDES - JULY



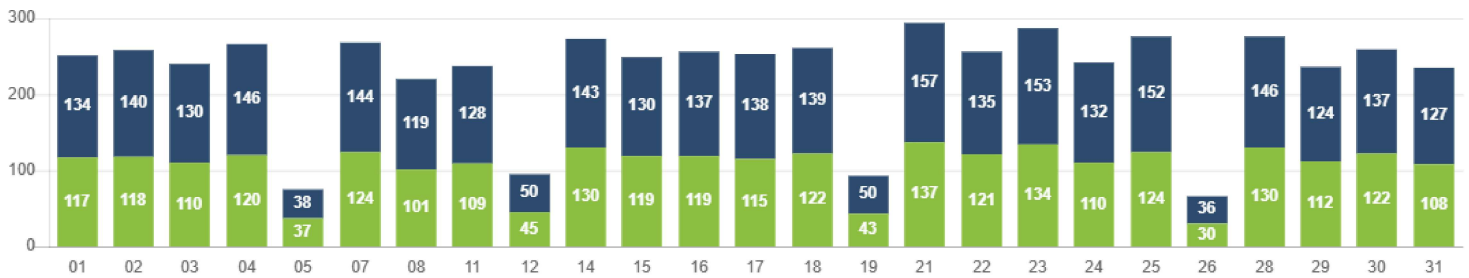
PASSENGERS AND RIDES - AUGUST



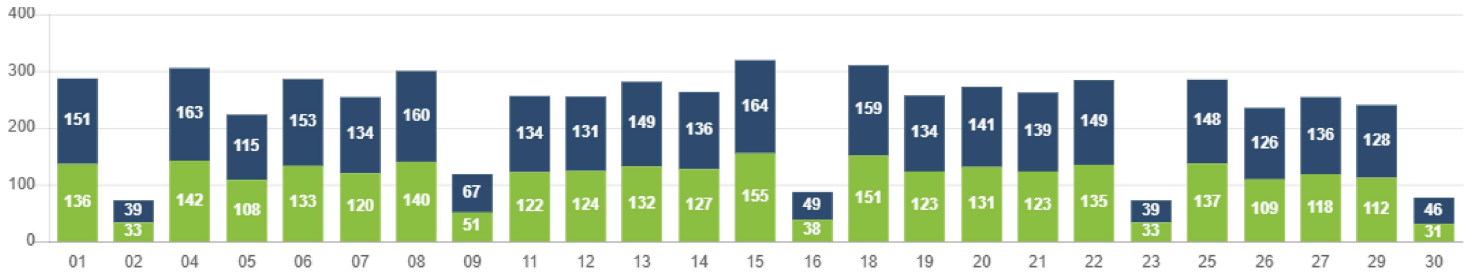
PASSENGERS AND RIDES - SEPTEMBER



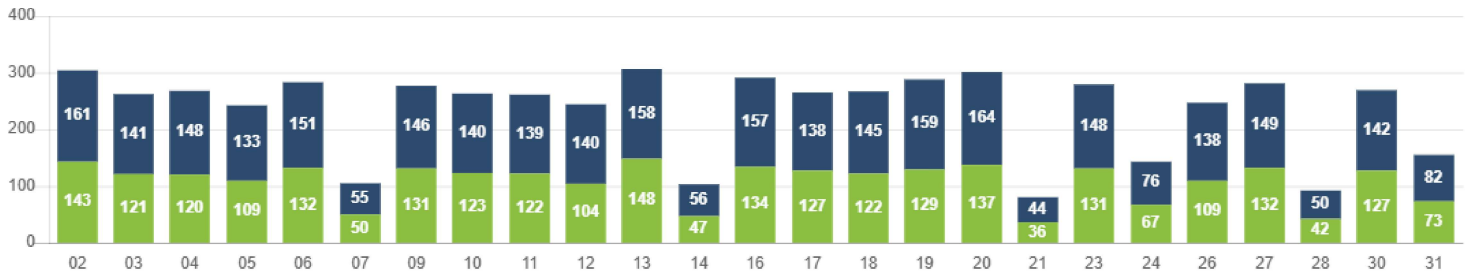
PASSENGERS AND RIDES - OCTOBER



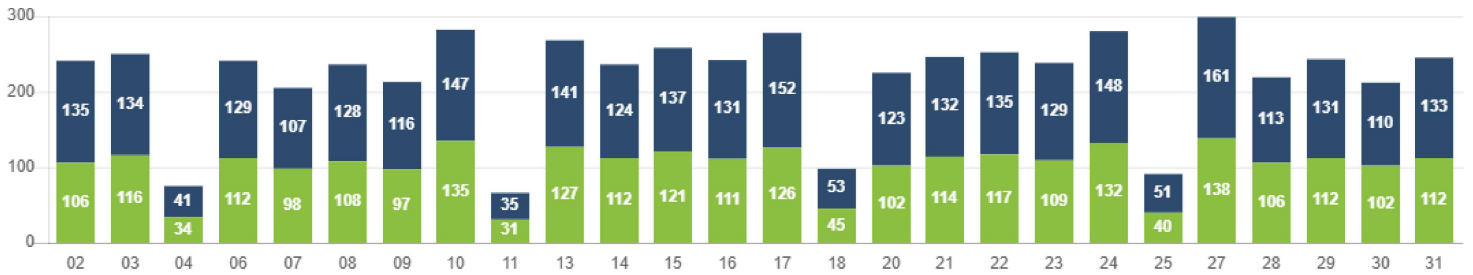
PASSENGERS AND RIDES - NOVEMBER



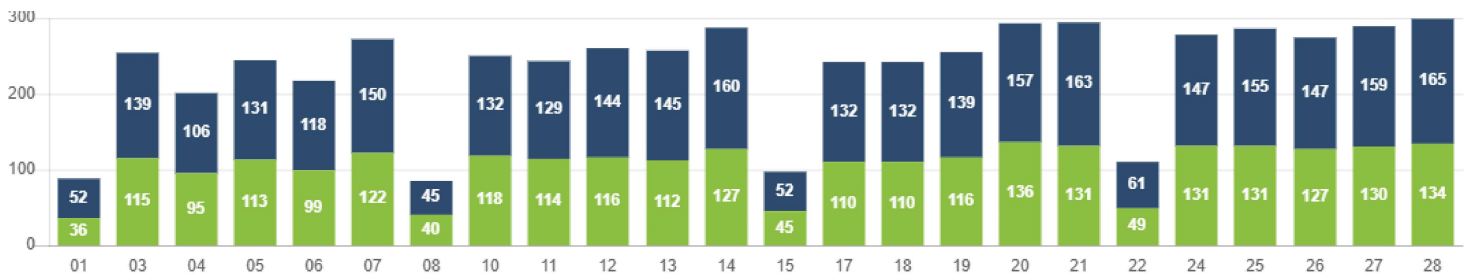
PASSENGERS AND RIDES - DECEMBER



PASSENGERS AND RIDES - JANUARY



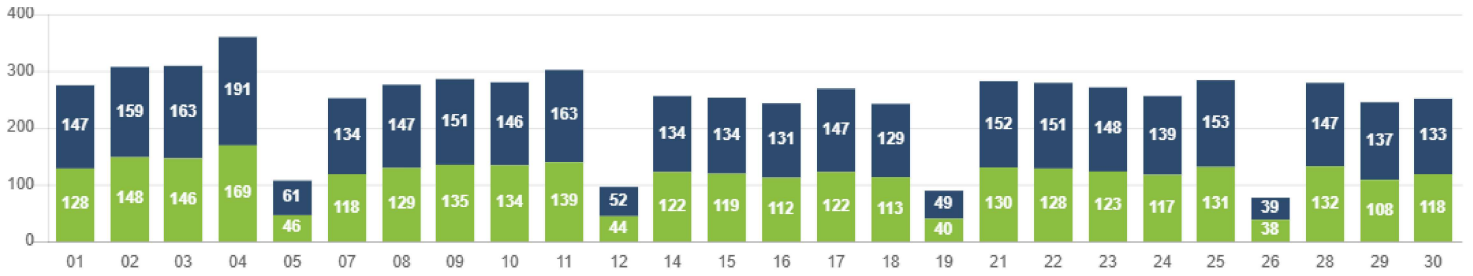
PASSENGERS AND RIDES - FEBRUARY



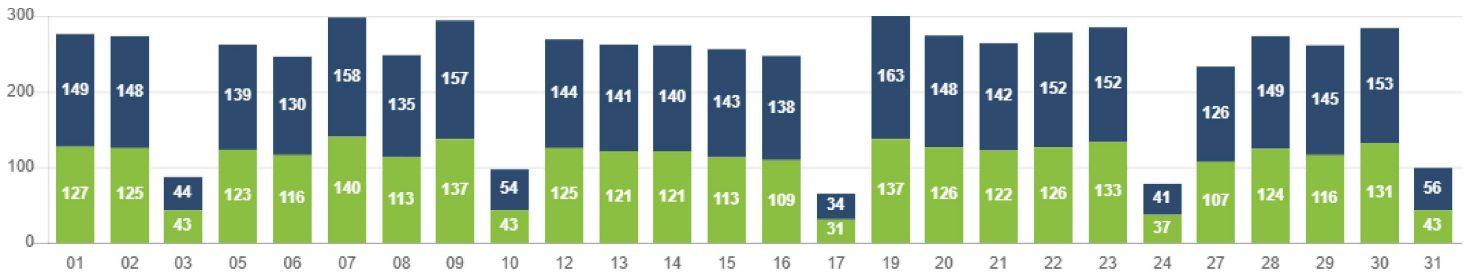
PASSENGERS AND RIDES - MARCH



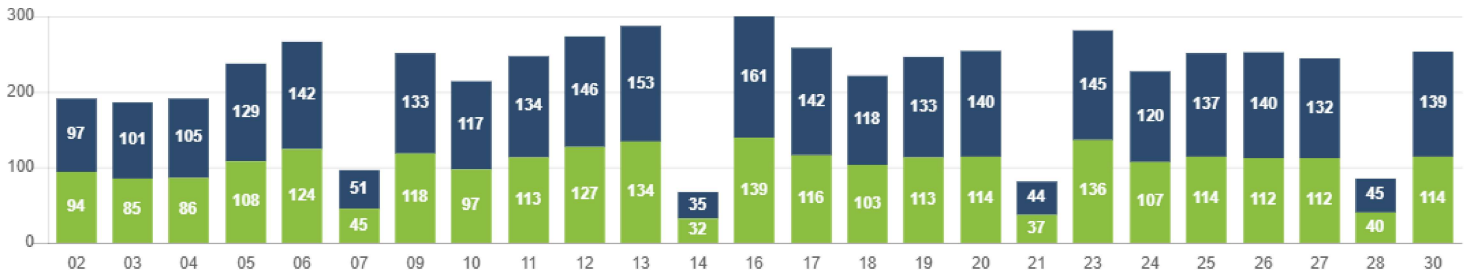
PASSENGERS AND RIDES - APRIL



PASSENGERS AND RIDES - MAY



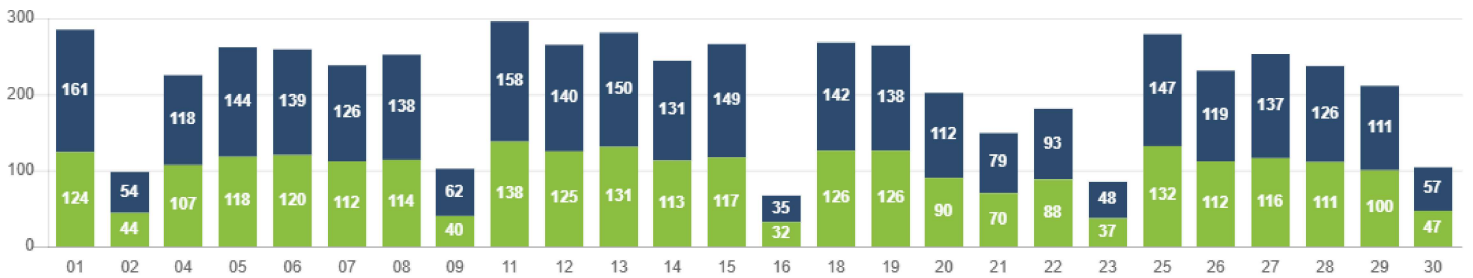
PASSENGERS AND RIDES - JUNE



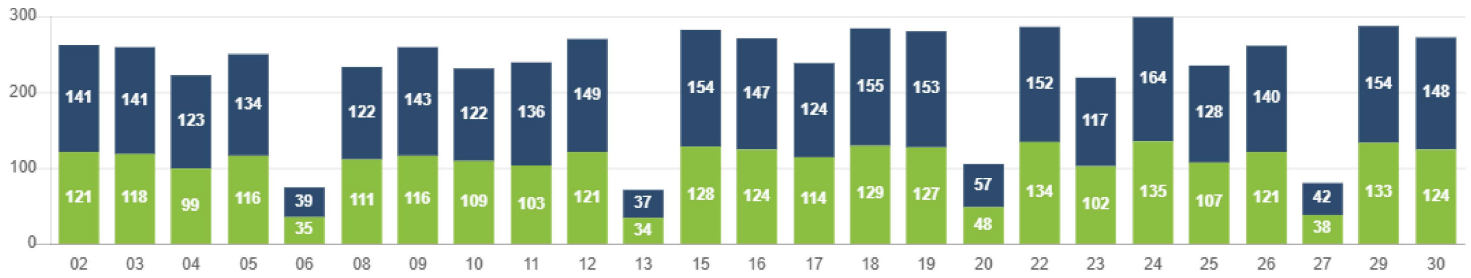
PASSENGERS AND RIDES - JULY



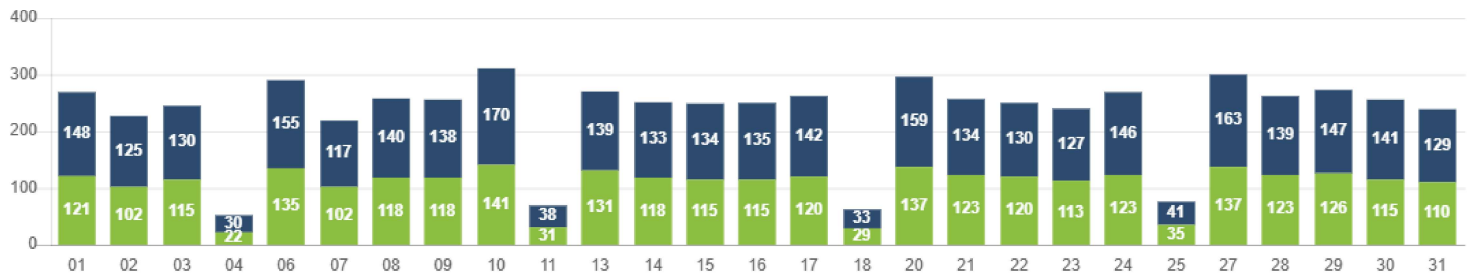
PASSENGERS AND RIDES - AUGUST



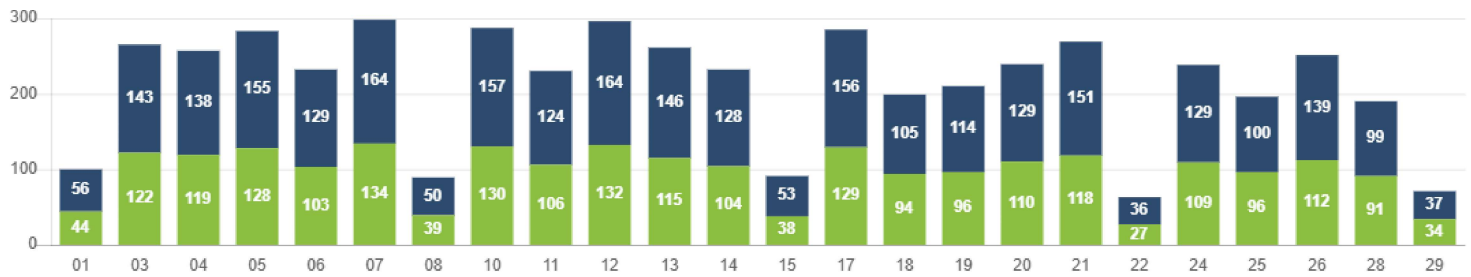
PASSENGERS AND RIDES - SEPTEMBER



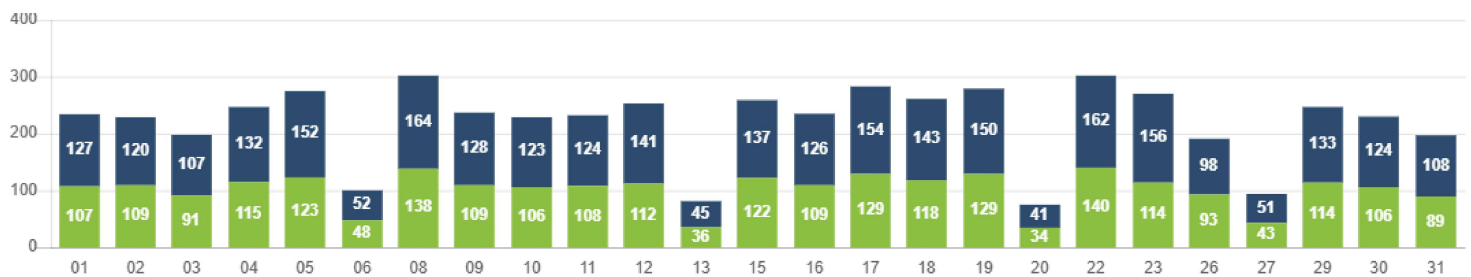
PASSENGERS AND RIDES - OCTOBER



PASSENGERS AND RIDES - NOVEMBER



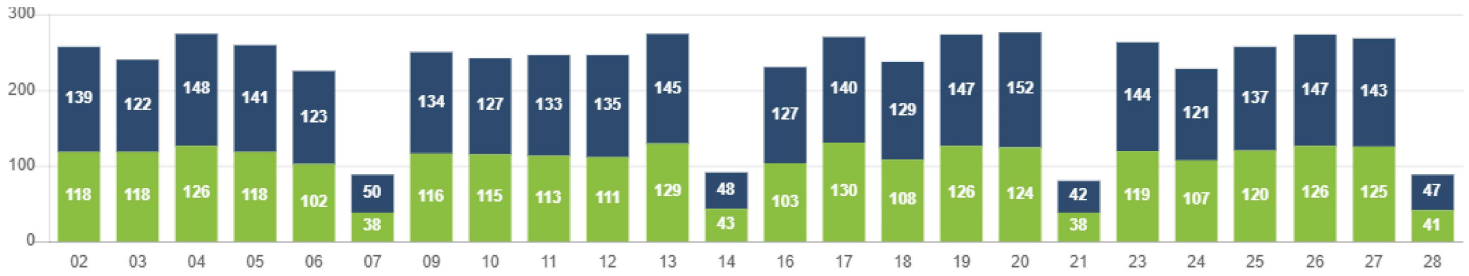
PASSENGERS AND RIDES - DECEMBER



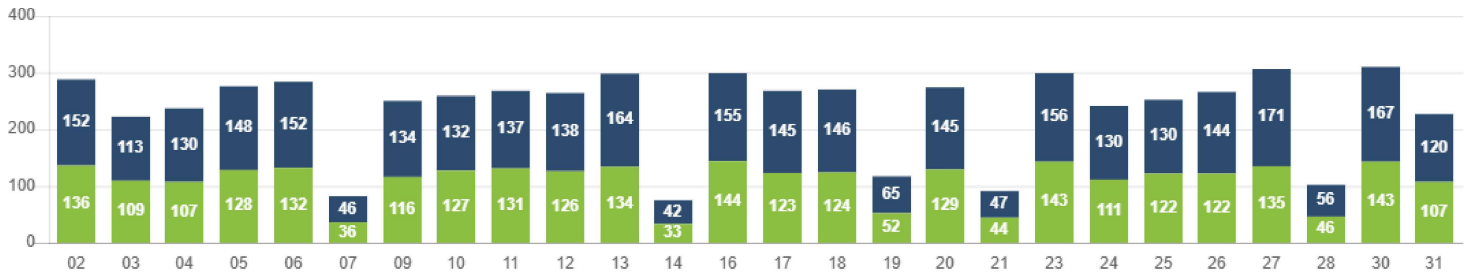
PASSENGERS AND RIDES - JANUARY



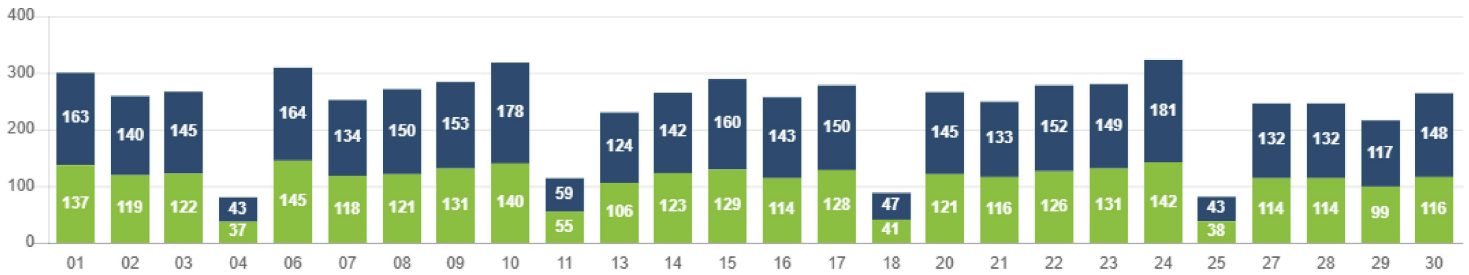
PASSENGERS AND RIDES - FEBRUARY



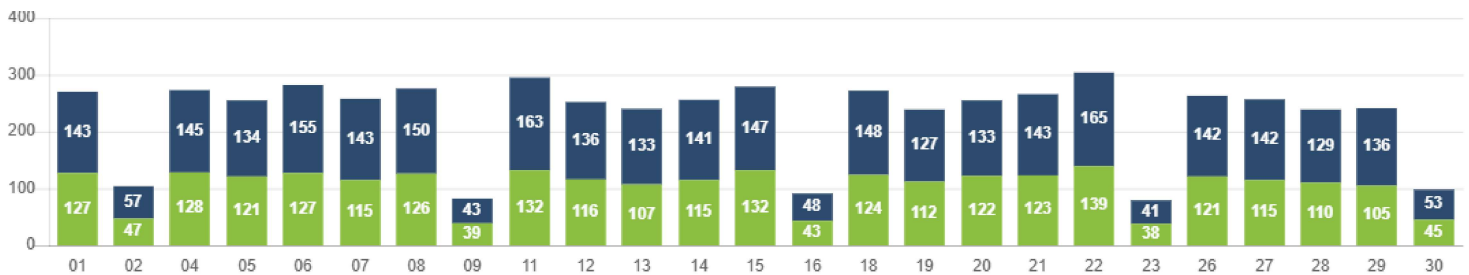
PASSENGERS AND RIDES - MARCH



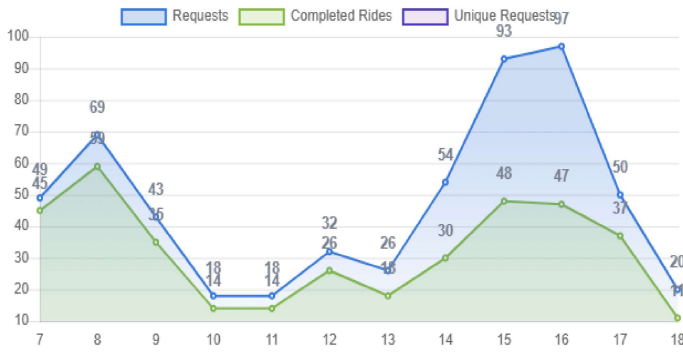
PASSENGERS AND RIDES - APRIL



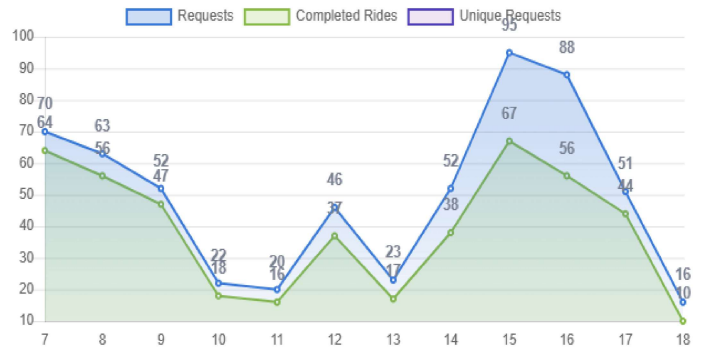
PASSENGERS AND RIDES - MAY



RIDE REQUEST MONDAY



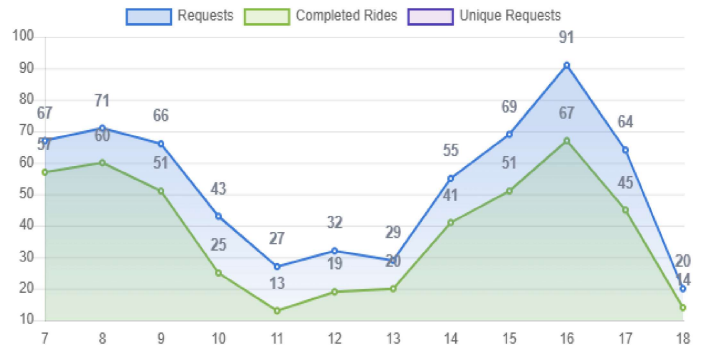
RIDE REQUEST TUESDAY



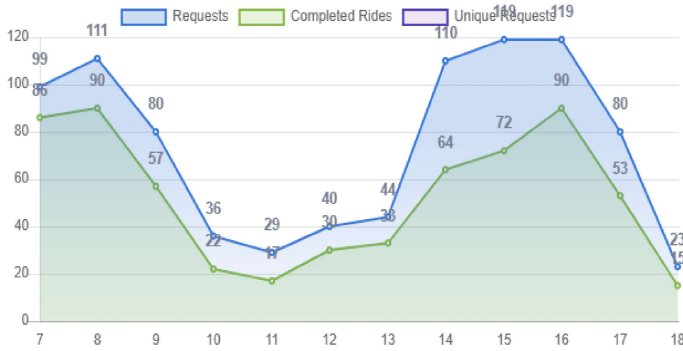
RIDE REQUEST WEDNESDAY



RIDE REQUEST THURSDAY



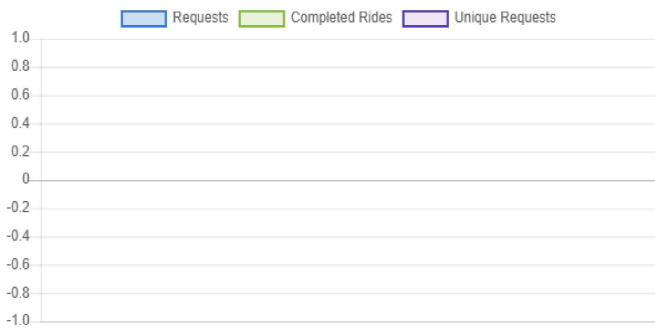
RIDE REQUEST FRIDAY



RIDE REQUEST SATURDAY



RIDE REQUEST SUNDAY



TOTAL PASSENGERS MONDAY



TOTAL PASSENGERS TUESDAY



TOTAL PASSENGERS WEDNESDAY



TOTAL PASSENGERS THURSDAY



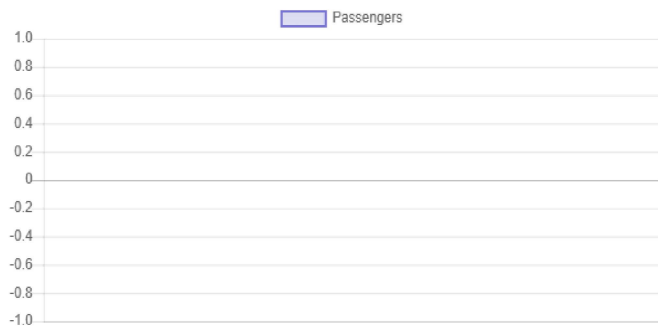
TOTAL PASSENGERS FRIDAY



TOTAL PASSENGERS SATURDAY



TOTAL PASSENGERS SUNDAY



Key	Value
Completed Rides	2629
Total Boardings	3097
Avg Weekday Boardings	142.75
Avg Saturday Boardings	48.40
Avg Sunday Boardings	0.00
Vehicles Miles Driven	10,191.44
Vehicles Hours Driven	831.27
Avg Wait Time	18.68
Avg Utilization	NEED_INFO
Avg Percent Requested Rides Completed	72%
Avg Percent On Time Pickup Requests	NEED_INFO
No Shows Rate	0%
Cancellations Rate	28%
Avg Journey Time	12.54
Avg Distance Per Ride	2.64
Percent Bookings Shared	43%
Key Transit Hub Nos	NEED_INFO




PINECREST

Office of the Village Manager

DATE: May 28, 2026

TO: The Honorable Mayor and Members of the Village Council

FROM: Yocelyn Galiano, ICMA-CM, Village Manager 

RE: Peacock Mitigation Program May 2026

The Village Council of Pinecrest first directed Village staff on September 12, 2023, to engage Dr. Don J. Harris and Redline Iguana Removal in a long-term, humane program to manage the Village's peafowl population. Over the past two years, this initiative has sought to responsibly reduce the population while prioritizing animal welfare. Trappers transport the birds to Pinecrest Gardens, where they are cared for, examined under anesthesia, and humanely vasectomized or spayed and tagged before being returned to their natural habitat. The program will continue until the Village Council determines that the population has been sufficiently reduced or provides additional direction.

As of April 28, 2026 a total of 623 peafowl have been captured and transported to Dr. Harris. Of these, 327 were males that underwent the full veterinary procedure before being safely returned and tagged with a distinctive blue ankle bracelet. Among the 296 peahens, 60 received the full procedure and were also returned safely. Moving forward, both peacocks and peahens will undergo the procedure as part of the Village's continued commitment to humane population management.

Total Captured	Males	Females	Females Sterilized
623	327	296	64