

Item No.	Action Initiation Date	Councilmember or Staff Member	Topic of Follow-up	Department Assigned
1	1/9/2018	Village Council	SW 136 Street Bridge Project	Public Works Department
Status	<p>September 4, 2023: Received an update about the bridge project from a County representative who advised the project is in process of being awarded to a contractor. County will advise when the Noticed to Proceed is issued.</p> <p>March 2022: According to email communications with the County, nothing new to report with regard to the Bridge Project.</p> <p>February 2022: 136 ST Bike Lane is 80% complete. They are working on area around Home Depot/US1. Bridge Project is on hold until FPL issue is resolved.</p> <p>September 20, 2021: County advised the project plans are at 90%, and County is working out utility relocations and finalizing right of way issues.</p> <p>September 15, 2021: Village was notified that the bridge project would be delayed for 8 to 12 months from September 15, 2021, due to a conflict with the utility company.</p> <p>June 23, 2020: Public Works Director attended a virtual meeting regarding the bridge replacement. County advised the construction plans for the bridge would be completed in July. Construction is scheduled to commence in the Summer of 2021 and be completed by Spring 2022 (8 months).</p> <p>June 6, 2019: The Village Manager met with representatives from Miami-Dade County to review the details of the SW 136 Street Project and in particular the bridge replacement. Based on discussions, with Palmetto Bay representatives and the County, project engineers will add lighting elements to the structure with smart technology.</p>			
2	5/1/2021	Village Council	Gary Matzner Park	Office of the Village Manager and Parks and Recreation
Status	<p>October 10, 2023: Anticipate award of the contract for landscape architect for the development of construction plans.</p> <p>September 13, 2023: The Village Council authorize the Village Manager to negotiate with the number one rank firm for the completion of the construction plans for development of Gary Matzner Park.</p> <p>August 24, 2023: Village Manager authorized a partnership with Fairchild Botanical Gardens to begin cultivation of native orchids to be added to Gary Matzner Park landscape next year.</p> <p>July 2023: The Village will issue a Request for Qualification of Landscape Architects for the completion of the construction plans for the development of Gary Matzner Park in the form of Concept A.</p> <p>May 9, 2023: Four revised concepts were presented to the Village Council for consideration at the regular Council meeting. The Village Council approved Concept A.</p> <p>April 2023: Parking study was completed and information will be incorporated into the new conceptual plans which will be presented to Village Council at the May 2023 meeting.</p> <p>March 8, 2023: Parking study will be completed and submitted to project engineers for development to final parking needs for the conceptual drawings.</p> <p>February 28, 2023: The Village commenced a parking study of Evelyn Greer Park and Suniland Park to establish a baseline for pickleball court and playground parking needs.</p> <p>February 16, 2023: Parks and Recreation Director met with the Swan Lake Homeowners Association.</p> <p>January 31, 2023: Parks and Recreation Director Robert Mattes met with adjacent homeowners to present the latest design concepts.</p> <p>December 13, 2022: Additional designs were submitted to the Village Council for its consideration. Council directed that staff provide design options that looked at possible placement of the parking lot off SW 65 Ct. Council also directed staff meet with adjacent residents for additional</p>			

	<p>input on the final project.</p> <p>November 8, 2022: The conceptual designs were presented to the Village Council during its regular meeting for its consideration. Council directed that additional designs be developed that were more natural and passive.</p> <p>September 7, 2022: The Village is hosting a community meeting to present the results of the Gary Matzner Park survey at Evelyn Greer Park. Residents will be afforded the opportunity to provide additional input to the design team.</p> <p>August 24, 2022: The Village initiated a community survey to obtain input regarding the elements that would be included in the conceptual design of the park. The deadline for submittal of the survey responses was on this date. 956 survey responses were received and are being analyzed by the design team.</p> <p>July 11, 2022: Award of the contract for development of the conceptual design of the park.</p> <p>April 2022: The Village will advertise request for qualifications for the development of a conceptual design for the park.</p> <p>February 8, 2022: Village Council approved the Parks and Recreation Master Plan.</p> <p>January 2022: Parks and Recreation Master Plan on Village Council agenda for consideration, but further information was requested.</p> <p>November 2021: Anticipate putting out a request for qualifications to pick a consultant to develop a conceptual design for the Gary Matzner Park.</p> <p>October 15, 2021: Commencement of final landscaping improvements to the site. The site will be used for potable water project staging.</p> <p>October 4, 2021: Director Mattes met with landscaping company to walk the property to review landscaping needs and receive a quote to provide safe open space and remove any dead trees and vines.</p> <p>September 1, 2021: Demolition of all the structures on the property have been completed. One electric service pole remains on the property.</p> <p>May 6, 2021: Asbestos inspection was conducted ahead of demolition.</p> <p>May 5, 2021: Contract for demolition has been awarded. Awaiting FPL disconnection of utilities and asbestos survey.</p> <p>April 28, 2021: The Village received proposals for demolition of the structures on the park property.</p>			
3	11/9/2021	Village Council	Kendall Drive Shared Use Path	Public Works Department
Status	<p>October 2023: Will commence appointments with immediately adjacent homeowners to review the final draft of the landscape plan for the project. Final plans will be submitted to the Florida Department of Transportation.</p> <p>September 15, 2023: Public Works Director Mendez submitted 90% plans to FDOT for comments.</p> <p>August 2023: If any changes are necessary to finalize the landscape plans after the resident meetings, Florida Department of Transportation will need to review the final draft before submittal of those documents to Miami-Dade County Public Works for final permit approval.</p> <p>June 12, 2023: Village receives comments from the Florida Department of Transportation.</p> <p>April 2023: Plans have been submitted to Miami-Dade County Public Works and FDOT for review and comments.</p> <p>March 30, 2023: Anticipate completion of the construction documents. Once plans are completed, they will be submitted to Miami-Dade County Public Works and Florida Department of Transportation for review and comments.</p> <p>March 15, 2023: Public Works Director Mendez will commence appointments with individual homeowners to review the landscape plan for the project to make final adjustments as requested.</p> <p>November 15, 2022: Community meeting was held to provide residents with a second opportunity to provide input on the project design.</p> <p>October 28, 2022: The Village Manager sent letters out to affected residents and petitioners providing a project update with facts about latest draft plans and providing a date for review of the 60% plans in a community meeting.</p> <p>October 25, 2022: The Public Works Director received the draft final project plans.</p> <p>October 11, 2022: The Office of the Village Clerk received a petition opposing the project.</p>			

	<p>September 25, 2022: Public Works Director will coordinate a meeting with the affected residents to review the 60% plans. Letter will be sent out to residents advising of the actual impact of the project including number of trees to be removed, relocated and replaced.</p> <p>September 7, 2022: Public Works Director received revised plans. Plans will be forwarded to the Parks and Recreation Department for coordination with the Gary Matzner Park conceptual design consultant.</p> <p>June 22, 2022: Affected resident meeting to review preliminary design will be held in mid-June.</p> <p>June 2, 2022: Public Works Director will be meeting with the design consultants.</p> <p>February 1, 2022: Agreement was executed and work has begun. Process, including public meetings, is expected to take approximately 12 months.</p> <p>January 2022: Attorneys on both sides are reviewing the agreement.</p> <p>December 6, 2021: The Village Attorney is currently reviewing the contract document.</p> <p>November 9, 2021: The Village Council authorized the Village Manager to enter into an agreement with Kimley Horn Associates, Inc. for the design of the Kendall Drive Shared Use Path.</p>			
4	3/26/2021	Village Council	Potable Water Project	Public Works Department
Status	<p>SUBSTANTIALLY COMPLETED</p> <p>October 2023: Anticipate completion of all restoration work.</p> <p>September 25, 2023: All phases, except Phase 4A have been conveyed to Miami Dade County. Phase 4A milling and resurfacing will be completed by October 15, 2023, then the last phase will be submitted to the County for conveyance.</p> <p>May 30, 2023: 100% completion of the installation of the pipe.</p> <p>February 7, 2023: 92% complete. Phase 2C needs 300 linear feet to be completed. Phase 4A will commence the week of February 13, representing the final 6,000 linear feet of pipe to be installed.</p> <p>December 20, 2022: More than 82% of the proposed new water lines have been installed since the project began in January 2022. The following sub-phases have 100% of the proposed water main, fire hydrants, and laterals installed. These sub-phases are pending testing and restoration (unless otherwise noted): Phase 1-A (flushing, pressure & Bac-T testing complete, as-builts accepted by WASD, swale restoration in progress, milling and resurfacing of affected streets began the week of 11/14 and is complete); Phase 1-B (flushing, pressure & Bac-T testing complete, as-builts accepted by WASD, swale restoration in progress, milling and resurfacing of affected streets began the week of 11/14 and is complete); Phase 1-C (flushing and pressure test complete, Bac-T testing complete, as-builts accepted by WASD, swale restoration in progress, milling and resurfacing of affected streets to being the week of 11/28); Phase 1-D (flushing complete, pressure test complete, as-builts submitted to WASD and are being revised); Phase 2-A (flushing complete, as-builts submitted to WASD and are being revised); Phase 2-B (flushing in-progress, pressure test in progress, as-builts submitted to WASD and are being revised); Phase 2-D (flushing complete, pressure test complete, as-builts submitted to WASD and are being revised); Phase 3-A (flushing in progress); Phase 3-B. Following are the statuses of the remaining sub-phases with percentage complete for installation of water mains, fire hydrants, and laterals shown in parenthesis: Phase 2-C (80%), Phase 3-C (95%), Phase 3-D (97%), Phase 4-B (19%), Phase 4-C (5%), Phase 4-A (0% - WASD permit received), Phase 4-D (0% - WASD permit received). Construction on sub-phase 2C is well under way with three crews working in this area. Residents are advised to seek the advice of a plumber on where to best locate the proposed water meter box in the swale outside their property. Generally, the most efficient location of the meter box is on the same side of the house where the current well is located. This sub-phase is the largest of the 16 sub-phases with nearly 17,000 linear feet of pipe.</p> <p>November 30, 2022: More than 500 tons of asphalt have been placed as part of the restoration process. All roads that have had new water mains installed will be milled and resurfaced with 1-inch-thick new asphalt. This asphalt restoration process will continue until the project is complete.</p> <p>November 23, 2022: More than 74% of the proposed new water lines have been installed since the project began in January 2022.</p>			

The following sub-Phases have all (100%) of the proposed water main, fire hydrants, and laterals installed. These sub-Phases are pending testing and restoration (unless otherwise noted): Phase 1-A (flushing, pressure & Bac-T testing complete, As-builts accepted by WASD, swale restoration in progress, milling and resurfacing of affected streets began the week of 11/14); Phase 1-B (flushing, pressure & Bac-T testing complete, As-builts accepted by WASD, swale restoration in progress, milling and resurfacing of affected streets began the week of 11/14); Phase 1-C (flushing and pressure test complete, Bac-T testing complete, As-builts accepted by WASD, swale restoration in progress, milling & resurfacing of affected streets to being the week of 11/28); Phase 1-D (flushing complete, pressure test complete, As-builts submitted to WASD and are being revised); Phase 2-A (flushing in-progress, As-builts submitted to WASD); Phase 2-B (flushing in-progress); Phase 2-D (flushing complete, pressure test complete, As-builts submitted to WASD and are being revised); Phase 3-A and Phase 3-B. Following are the status of the remaining sub-Phases with percentage complete for installation of water mains, Fire hydrants, and laterals shown in parenthesis: Phase 2-C (44%), Phase 3-C (60%) Phase 3-D (97%), Phase 4-A (0% - WASD permit under review), Phase 4-B (0% - WASD permit received), Phase 4-C (0% - WASD permit received), and Phase 4-D (0% - WASD permit received).

September 12, 2022: The permit for the 2C Phase of the Potable Water Project is approved. Residents should start to see movement by the end of this week as the surveyors begin to mark the roads. Two crews will be assigned to the construction, as this is the largest sub-phase of the project. Approximately, 60% of the proposed new water lines have been installed since the project began in January 2022. The following sub-Phases have all 100%) of the proposed water main, fire hydrants, and laterals installed. These sub-phases are pending testing and restoration: Phase 1-A, Phase 1-B, Phase 1-C, Phase 1-D, Phase 2-A, Phase 2-B, Phase 2-D and Phase 3-A. Following are the status of the remaining sub-phases with percentage completion in parentheses: Phase 2-C (0% - WASD permit received 9-12-22 - Beginning of construction pending); Phase 3-B (60 %); Phase 3-C (0%); Phase 3-D (5%); Phase 4-A (0% - WASD permit pending); Phase 4-B (0% - WASD permit received); Phase 4-C (0% - WASD permit pending) and Phase 4-D (0% - WASD permit received). Construction on sub-phase 2C will begin in the next two weeks.

June 16, 2022: All water mains, laterals, and fire hydrants have been installed in Phase I (A, B, C, D). All tests for Phase I (A, B, C, D) are complete including pressure and Bac-T. As-built, swale restoration, road restoration, and WASD conveyance are pending for all of Phase I (A, B, C, D). Phase 2A has started and is more than 15% complete.

May 20, 2022: Water main pipe installation for Phases 1A and 1B are 100% complete. Phase 1C is more than 90% complete. Installation on Phase 1D recently commenced and is about 60% complete. The contractor is testing all the newly installed pipes to ensure they meet Water & Sewer Dept. (WASD) standards. Phase 2A is scheduled to commence soon. Once the roads have been milled and resurfaced and WASD has accepted the newly installed infrastructure, residents will be able to begin the process of connecting their service lines with the newly installed meter boxes and meters. All of Phase I will need to be accepted by WASD before any connections by residents can commence.

May 5, 2022: Water main pipe installation for Phases 1A and 1B are 100% complete. Phase 1C is more than 90% complete. Installation on Phase 1D is just getting started. The contractor is testing all of the newly installed pipes to ensure they meet Miami-Dade County Water & Sewer Department (WASD) standards. Once the roads have been milled and resurfaced and WASD has accepted the newly installed infrastructure, residents will be able to begin the process of connecting their service lines with newly installed meter boxes and meters.

March 18, 2022: Phase 1A is more than 74% complete, Phase 1B is more than 49% complete, and Phase 1C is more than 19% complete. Phase 1D will be commencing within a few weeks. To date: 11,342 LF of watermain, 76 service lines, and 18 fire hydrants have been installed.

January 3, 2022: Potable Water Project construction commenced. The Potable Water Project is organized into 16 Phases numbered 1A, 1B, 1C, 1D, 2A, 2B, 2C, 2D, 3A, 3B, 3C, 3D, 4A, 4B, 4C, 4D. The project will be installed in the numbered sequence of the 16 Phases. Before construction begins in each Phase, residents will receive a letter from the Village delivered by the contractor with about 7 days of notice that the construction is starting.

October 1, 2021: Construction is scheduled to commence on January 3, 2022.

	<p>May 11, 2021: Village Council unanimously approved the establishment of a special assessment to complete Miami-Dade County's potable water and fire hydrant system in the Village. Approximately 725 homes in the Village still do not have access to the county's potable water system and rely on wells.</p> <p>March 26, 2021: Pinecrest will receive about \$8.1 million from the American Rescue Plan legislation. This money has very specific rules on how and when it must be spent. It can be spent on infrastructure projects such as water, sewer and broadband projects. It must be spent by December 31, 2024. We are focusing on completing our water and fire hydrant system because it is a primary long-term goal that has not been fully accomplished, and it fits tightly into the rules for how this money can be spent. This effort has been a top priority since our incorporation in 1996.</p>			
5	1/11/2022	Village Council	Coral Pine Park Phase 2	Parks and Recreation Department
	<p>October 2024: Expect Project completion.</p> <p>November 2023: Award of construction project. Commence construction.</p> <p>September 20, 2023: Submitted plans for permitting review. Once permits are pulled, the project will be put out to bid.</p> <p>August 30, 2023: 100% completion of construction design plans. Bid will be let for construction of the project.</p> <p>June 2023: Received 60% Plans for the construction design. Consultant advised to complete the last phase of design work.</p> <p>May 9, 2023: Council approved bond/bank loan to pay for construction of project. Council approved the change order for the design of the Coral Pine Park to accommodate additional services including the addition of drawing for optional pickleball courts and parking lot improvements.</p> <p>March 2023: Expect completion of the 30% design documents and schedule a meeting with the community to review the 30 % draft document.</p> <p>November 30, 2022: In 2014, Village Council adopted the Coral Pine Park Master Plan and divided the construction of the approved improvements into two phases. Phase 1, which included a new tennis center and playground, was completed in 2016. This project is for the design of Phase 2 which includes a new 900 square foot multi-purpose room. The design and construction documents are in its final stages and are expected to be completed in early December.</p> <p>April 12, 2022: The Village Council approved execution of the contract with AECOM.</p> <p>January 11, 2022: The Village Council authorized the Manager to negotiate with #2 ranked firm AECOM for development of construction design plans for phase 2 of Coral Pine Park improvements.</p>			
6	4/2023	Village Council	Sidewalk Installation Projects	Public Works Department
	<p>November 2023: Anticipate installation of sidewalks on SW 57 Avenue and SW 102 Street.</p> <p>Mid-October 2023: Anticipate completion of the sidewalk on SW 100 Street from 73 Court to 72 Avenue.</p> <p>September 2023: Design will commence for missing sidewalks on SW 57 Avenue and new sidewalk on SW 102 Street from US 1 to 73 Court.</p> <p>August 31, 2023: Completion of the sidewalk on SW 132 Street from US 1 to 82 Avenue.</p> <p>July 11, 2023: The Village has entered into a contract to install a sidewalk on SW 132 Street from US 1 to 82 Avenue. It is expected that this project will be completed by mid-August. The Village has entered into a contract to install a sidewalk on SW 104 Street from US 1 to 77 Avenue. It is expected to be complete by end of July. The Village has completed design for the sidewalk on SW 100 Street from 73 Court to 72 Avenue. A request for quotes has been issued for this project.</p>			

7	9/1/2023	Village Council	Veterans Wayside Park Improvements	Parks and Recreation Department
<p>October 27, 2023: Anticipate receipt of responses to RFQ. October 2, 2023: New RFQ for Landscape Architect was issued. September 27, 2023: Received one response for the Request for Qualitification for a landscape architect. Will issue a new RFQ. September 7, 2023: Issued a Request for Qualifications for a landscape architect to develop the construction documents for improvements to Veteran's Wayside Park.</p>				



Yocelyn Galiano, ICMA-CM
Village Manager
manager@pinecrest-fl.gov

MEMORANDUM
Office of the Village Manager

DATE: October 2, 2023
TO: Yocelyn Galiano, ICMA-CM, Village Manager
FROM: Michelle Hammontree, CPC, Communications Manager
RE: Communications Division October 2023 Monthly Report

The division's overarching goal is to produce high-quality, engaging, and vibrant communication campaigns that position the Village as the official source of information for Pinecrest residents and visitors. The division is augmented by interdepartmental collaboration, consultants and software that streamlines work processes.

Active Communication Projects:

- Village Council initiatives
- Potable Water Updates
- Village Council Updates
- PG MarComm
- Utility Updates
- FitCrest
- Composting Program
- Comms Cloud E-mail Marketing Implementation
- E-newsletter subscription campaign
- Zombie Run
- Halloween events – PG & Parks
- Avian Oasis Exhibit - PG

Each project/campaign requires interdepartmental collaboration, and a combination of all the following services: creative direction, communications plan, marketing strategy, photography, video, multi-media editing, graphic design, copy writing, copy editing, website update, organic social media, paid digital ads, email marketing, media outreach, signage, and metrics reporting.

Included are e-newsletter statistics, social media and website analytics.



Village of Pinecrest

Key Metrics

Summary of key metrics indicating account performance, growth, and engagement.

10.7K Change in Subscribers [more details](#)
Net change in subscribers to your account

12.6K Change in Subscriptions [more details](#)
Net change in subscriptions to your topics

1.2 Subscriptions Per Subscriber [more details](#)
Average number of topic subscriptions that each subscriber has as of 09/2023

70.6% Engagement Rate [more details](#)
Percentage of recipients who opened or clicked on a link in a bulletin in 90 days prior to 09/2023

91.5K Impressions
Total number of bulletin opens and link clicks

48.8% Network Impact [more details](#)
Percentage growth in subscribers as a result of using the GovDelivery Network

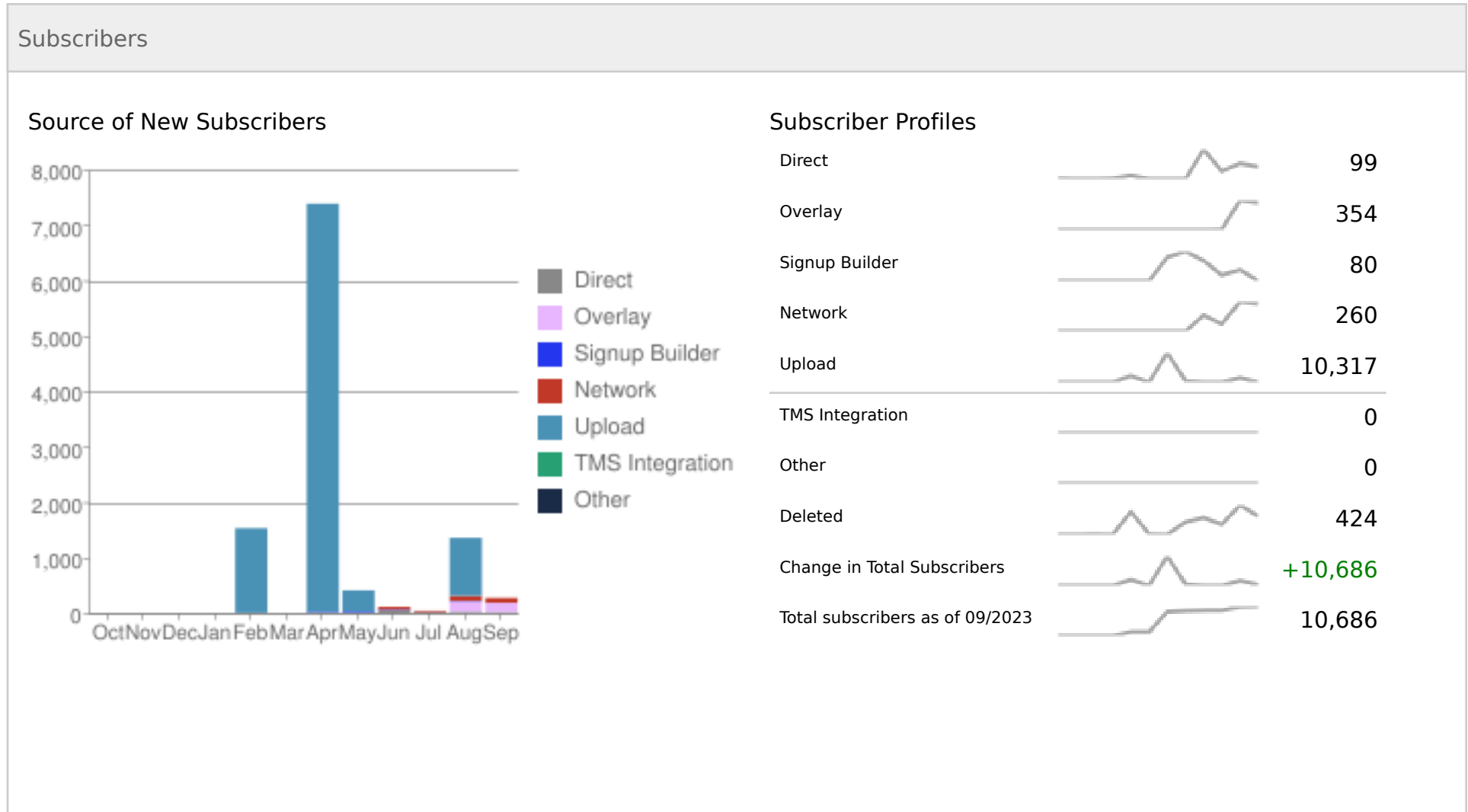
Total Subscribers



Village of Pinecrest

Effectiveness

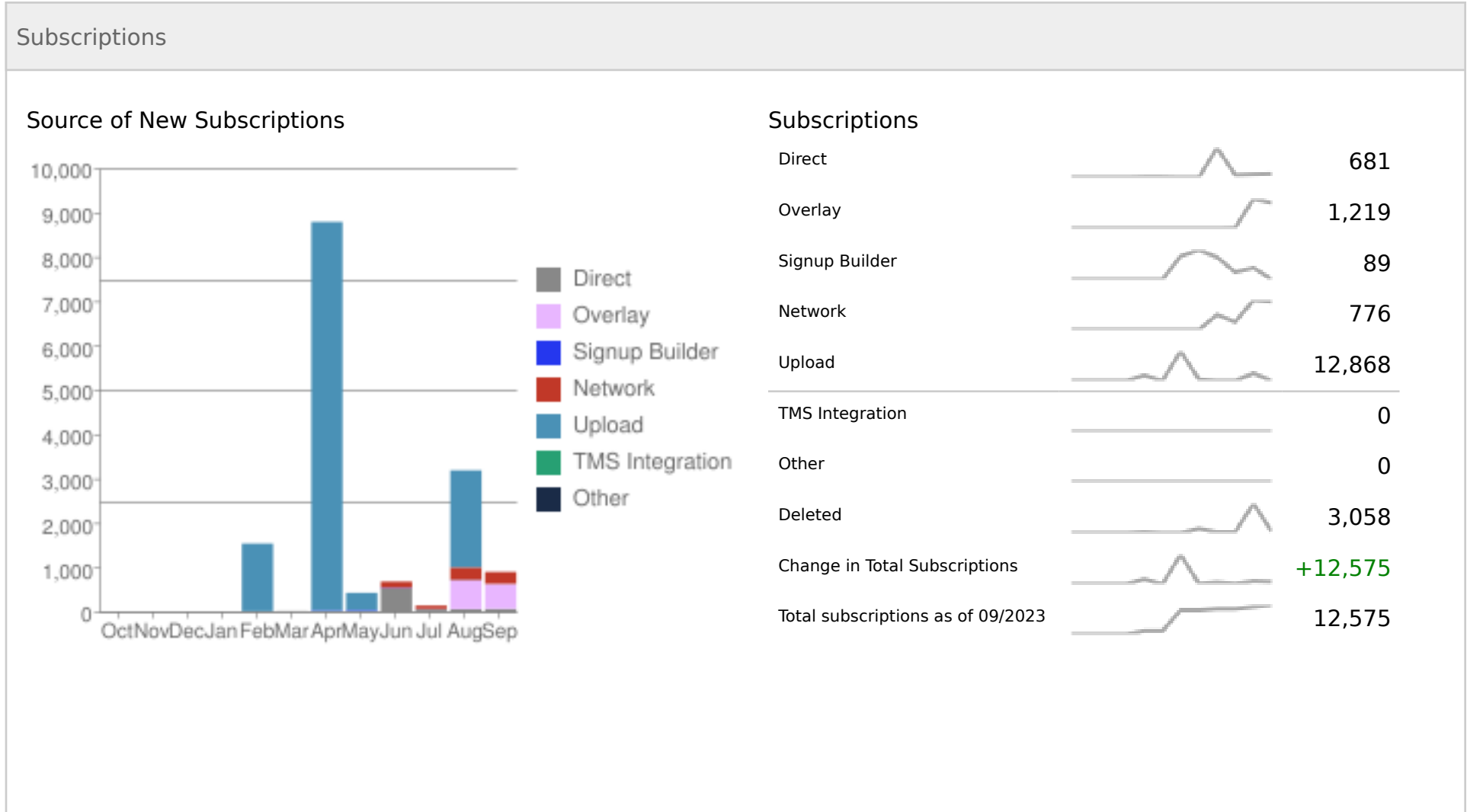
See how your organization is increasing reach and which sources are bringing in the most subscribers.



Village of Pinecrest

Effectiveness

See how your organization is increasing reach and which sources are bringing in the most subscribers.



Village of Pinecrest

Effectiveness

See how your organization is increasing reach and which sources are bringing in the most subscribers.

Network impact

New Network Subscribers as Percentage of Direct

Month	Percentage
Oct	n/a
Nov	n/a
Dec	n/a
Jan	
Feb	
Mar	n/a
Apr	
May	
Jun	88
Jul	135
Aug	45
Sep	50

Top Contributors to Your Account

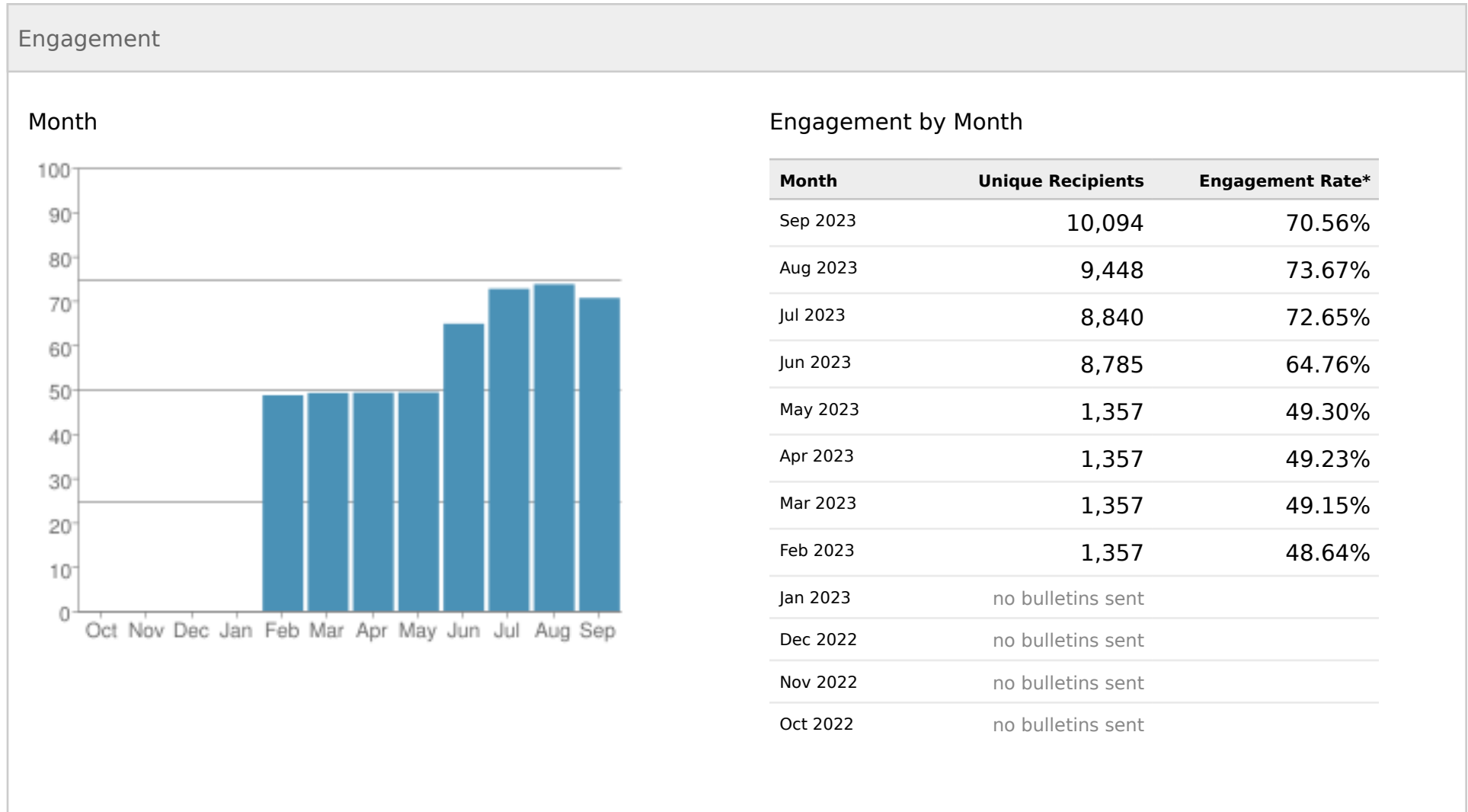
Agency	Subscribers to Your Account	Current
Florida Department of Environmental Protection	65	
Federal Emergency Management Agency (FEMA)	57	
Florida Fish & Wildlife Conservation Commission	35	
Miami-Dade Public Library System	18	
U.S. Department of State	13	
Florida Department of Children and Families	12	
Minnesota Department of Health	5	
U.S. Citizenship and Immigration Services	5	
U.S. Department of the Treasury	3	
Florida Department of Veterans' Affairs	2	

Increase in New Subscribers using GovDelivery Network past 12 months:
48.78%

Village of Pinecrest

Engagement

View your most popular topics and how many subscribers are engaging with your communications.



Village of Pinecrest

Engagement

View your most popular topics and how many subscribers are engaging with your communications.

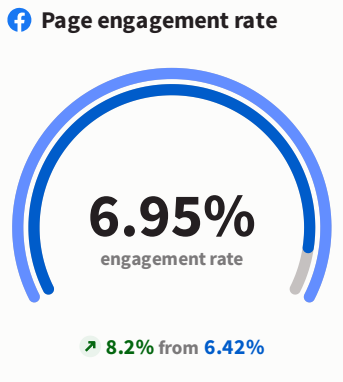
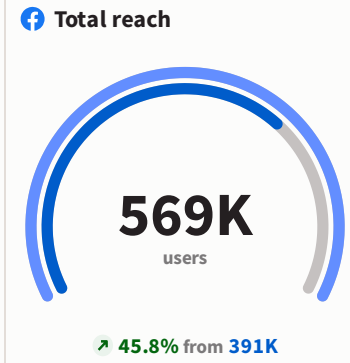
Topic activity	
Popular Topics among Subscribers	
Topic Name	Net Change in Subscriptions
Parks and Recreation	6,374
Meeting Notices, General Info and Monthly E-News	3,403
Building and Planning	1,460
Police	691
Public Works	643
Vote	4
Pinecrest Gardens Newsletter & Information	0
Topics with the Most Bulletins Sent	
Topic Name	Bulletins Sent
Meeting Notices, General Info and Monthly E-News	23
Police	22
Public Works	20
Vote	15
Building and Planning	10
Parks and Recreation	3
Pinecrest Gardens Newsletter & Information	0



2022 YOY (fiscal calendar)

Comparison between [Sep 01 - Sep 30, 2022](#) and [Apr 01 - Apr 30, 2022](#)

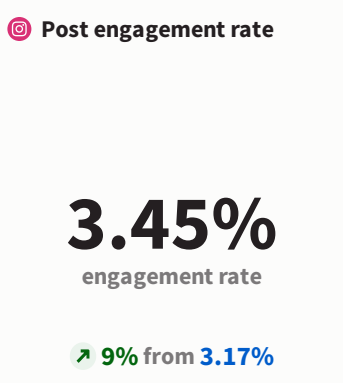
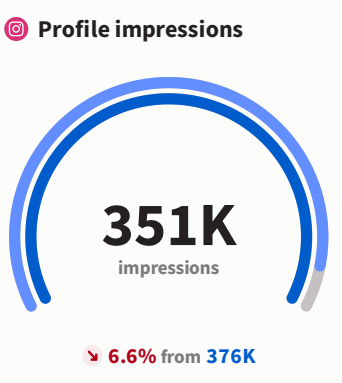
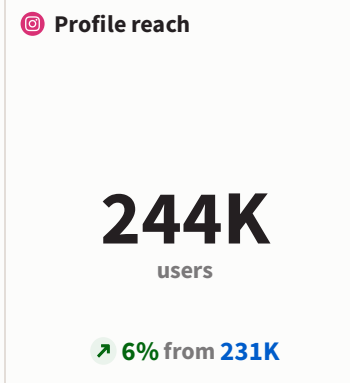
🌳 YOY 2022-2023 | Pinecrest Government Facebook Brand Awareness and Engagement for all Departments



★ **"A good social media engagement rate on Facebook can be as little as 1% to 2% according to industry experts."**~ Adobe

Page engagement rate is the daily proportion of people who engaged with any content from your Pages (clicked, liked, shared, or commented), as a percentage of the people who saw it.









👍 YOY 2022-2023 | Pinecrest Government Instagram Brand Awareness and Engagement for all Departments



👍 **"Social media marketing experts agree that strong engagement falls around 1% to 5%."** ~ Hootsuite

Post Engagement Rate is the average engagement rate for all posts, calculated as the sum of engagement rates for each post divided by the number of posts. The engagement rate for a post is the percentage of interactions on it (likes, comments, and saves for a photo, video, carousel, or reel post) out of the number of people who viewed it.

Report sources

-  Village of Pinecrest
-  Pinecrest Police Department
-  pinecrestpolice
-  Pinecrest Parks & Recreation
-  pinecrestparks
-  pinecrestfl
-  Pinecrest Gardens
-  pinecrest_gardens



Marie Arteaga-Nariño
Finance Director
finance@pinecrest-fl.gov

MEMORANDUM

Department of Finance

DATE: September 29, 2023
TO: Yocelyn Galiano, ICMA-CM, Village Manager
FROM: Marie Arteaga-Nariño, Finance Director
RE: September Budget Highlights

Below are noteworthy items for the months of August 2023 and September 2023:

- The Building permit revenue through August was \$3,335,538.48, a decrease of \$437,884.96 or 11.6%, from the previous year.
- Community Center revenue through August was \$1,467,429.51, an increase of \$218,788.11 or 17.5%, from the previous year.
- Pinecrest Garden revenue through August was \$1,609,256.33, an increase of \$265,135.34 or 19.7%, from the previous year. Grants received thus far in the fiscal year were \$159,418.00.
- The tree account has a balance of \$117,069.99 as of September.
- The red light camera revenue through September was \$898,520.37 and invoices through August is \$341,754.19.
- The Village won the arbitration hearing concerning the Hurricane Irma Debris clean up and received \$1,517,842.07 on August 2nd of this year.
- The Village has received \$3,115,721.49 for the Hurricane Irma claim with FEMA. In September, the Village received \$17,283.78 for the administrative claim. The final amount due is \$22,744.80 and that amount has been obligated and is under review by the state for remittance.
- Due to the Covid 19 Pandemic, \$199,538.55 was spent, \$118,479.89 has been reimbursed and \$26,016.89 is receivable. The amount of \$55,041.77 was denied.
- Village Council also donated \$63,400.00 from the Grants & Aide and Other Grants & Aide budget line as follows:
 - \$10,000 Economic Development Council of South Miami Dade
 - \$5,000 Pinecrest City Music Project
 - \$5,000 Health Information Project
 - \$1,000 The Two Hundred Club of Greater Miami
 - \$900 Pinecrest City Music Projects
 - \$10,000 Miami Palmetto Senior High School
 - \$10,000 Pinecrest Elementary School PTA
 - \$10,000 Palmetto Elementary
 - \$10,000 Howard Elementary
 - \$1,500 Panther's Touchdown Football





Budget by Organization Report

Through 09/30/23
 Prior Fiscal Year Activity Excluded
 Summary Listing

Organization	Adopted Budget	Budget Amendments	Amended Budget	Current Month Transactions	YTD Encumbrances	YTD Transactions	Budget - YTD Transactions	% Used/ Rec'd	Prior Year Total
Fund 001 - General Fund									
REVENUE									
Department 000 - .	31,332,860.00	.00	31,332,860.00	1,271,968.10	.00	33,139,533.29	(1,806,673.29)	106	33,612,225.33
REVENUE TOTALS	\$31,332,860.00	\$0.00	\$31,332,860.00	\$1,271,968.10	\$0.00	\$33,139,533.29	(\$1,806,673.29)	106%	\$33,612,225.33
EXPENSE									
Department 000 - .	3,003,090.00	1,365,010.00	4,368,100.00	1,330,262.88	.00	3,913,134.88	454,965.12	90	4,092,627.21
Department 511 - Village Council	137,845.00	.00	137,845.00	10,305.96	.00	143,686.16	(5,841.16)	104	137,601.16
Department 512 - Administrative	1,398,875.00	44,995.00	1,443,870.00	109,104.25	4,000.00	1,348,254.71	91,615.29	94	1,255,299.82
Department 513 - Finance Department	452,540.00	5,000.00	457,540.00	35,772.12	.00	436,615.63	20,924.37	95	414,179.89
Department 514 - Village Attorney	660,000.00	.00	660,000.00	.00	.00	531,276.38	128,723.62	80	733,650.80
Department 519 - General Government	2,375,655.00	74,400.00	2,450,055.00	104,594.96	31,644.31	2,485,481.68	(67,070.99)	103	2,273,019.47
Department 521 - Police Department	11,712,285.00	1,340,712.00	13,052,997.00	956,316.07	170,179.15	12,154,533.41	728,284.44	94	10,997,179.39
Department 524 - Building, Planning & Zoning -BPZ	3,500,975.00	90,000.00	3,590,975.00	219,534.70	80,287.25	3,150,562.64	360,125.11	90	3,069,943.43
Department 525 - Emergency and Disaster Relief	.00	.00	.00	.00	.00	.00	.00	+++	.00
Department 539 - Public Works	1,037,185.00	10,000.00	1,047,185.00	65,640.03	257.49	952,753.95	94,173.56	91	779,046.74
Department 572 - Parks and Recreation	3,625,605.00	28,815.00	3,654,420.00	181,182.39	3,490.00	3,442,900.86	208,029.14	94	3,447,787.75
Department 575 - Pinecrest Gardens	3,230,600.00	7,085.00	3,237,685.00	119,322.45	101,198.28	3,180,480.42	(43,993.70)	101	3,075,928.92
EXPENSE TOTALS	\$31,134,655.00	\$2,966,017.00	\$34,100,672.00	\$3,132,035.81	\$391,056.48	\$31,739,680.72	\$1,969,934.80	94%	\$30,276,264.58
Fund 001 - General Fund Totals									
REVENUE TOTALS	31,332,860.00	.00	31,332,860.00	1,271,968.10	.00	33,139,533.29	(1,806,673.29)	106%	33,612,225.33
EXPENSE TOTALS	31,134,655.00	2,966,017.00	34,100,672.00	3,132,035.81	391,056.48	31,739,680.72	1,969,934.80	94%	30,276,264.58
Fund 001 - General Fund Totals	\$198,205.00	(\$2,966,017.00)	(\$2,767,812.00)	(\$1,860,067.71)	(\$391,056.48)	\$1,399,852.57	(\$3,776,608.09)		\$3,335,960.75



Budget by Organization Report

Through 09/30/23
 Prior Fiscal Year Activity Excluded
 Summary Listing

Organization	Adopted Budget	Budget Amendments	Amended Budget	Current Month Transactions	YTD Encumbrances	YTD Transactions	Budget - YTD Transactions	% Used/ Rec'd	Prior Year Total
Fund 101 - Stormwater Utility Fund									
REVENUE									
Department 000 - .	1,233,000.00	.00	1,233,000.00	.00	.00	3,108,800.91	(1,875,800.91)	252	1,284,337.47
REVENUE TOTALS	\$1,233,000.00	\$0.00	\$1,233,000.00	\$0.00	\$0.00	\$3,108,800.91	(\$1,875,800.91)	252%	\$1,284,337.47
EXPENSE									
Department 538 - Stormwater	6,001,080.00	1,369,407.00	7,370,487.00	10,610.15	2,168,406.32	1,945,194.02	3,256,886.66	56	771,524.07
EXPENSE TOTALS	\$6,001,080.00	\$1,369,407.00	\$7,370,487.00	\$10,610.15	\$2,168,406.32	\$1,945,194.02	\$3,256,886.66	56%	\$771,524.07
Fund 101 - Stormwater Utility Fund Totals									
REVENUE TOTALS	1,233,000.00	.00	1,233,000.00	.00	.00	3,108,800.91	(1,875,800.91)	252%	1,284,337.47
EXPENSE TOTALS	6,001,080.00	1,369,407.00	7,370,487.00	10,610.15	2,168,406.32	1,945,194.02	3,256,886.66	56%	771,524.07
Fund 101 - Stormwater Utility Fund Totals	(\$4,768,080.00)	(\$1,369,407.00)	(\$6,137,487.00)	(\$10,610.15)	(\$2,168,406.32)	\$1,163,606.89	(\$5,132,687.57)		\$512,813.40



Budget by Organization Report

Through 09/30/23
 Prior Fiscal Year Activity Excluded
 Summary Listing

Organization	Adopted Budget	Budget Amendments	Amended Budget	Current Month Transactions	YTD Encumbrances	YTD Transactions	Budget - YTD Transactions	% Used/ Rec'd	Prior Year Total
Fund 102 - Transportation Fund									
REVENUE									
Department 000 - .	469,620.00	.00	469,620.00	39,991.43	.00	491,236.40	(21,616.40)	105	463,596.90
REVENUE TOTALS	\$469,620.00	\$0.00	\$469,620.00	\$39,991.43	\$0.00	\$491,236.40	(\$21,616.40)	105%	\$463,596.90
EXPENSE									
Department 000 - .	.00	.00	.00	.00	.00	.00	.00	+++	.00
Department 541 - Transportation	643,730.00	220,000.00	863,730.00	10,017.59	152,219.28	411,697.96	299,812.76	65	440,937.34
EXPENSE TOTALS	\$643,730.00	\$220,000.00	\$863,730.00	\$10,017.59	\$152,219.28	\$411,697.96	\$299,812.76	65%	\$440,937.34
Fund 102 - Transportation Fund Totals									
REVENUE TOTALS	469,620.00	.00	469,620.00	39,991.43	.00	491,236.40	(21,616.40)	105%	463,596.90
EXPENSE TOTALS	643,730.00	220,000.00	863,730.00	10,017.59	152,219.28	411,697.96	299,812.76	65%	440,937.34
Fund 102 - Transportation Fund Totals	(\$174,110.00)	(\$220,000.00)	(\$394,110.00)	\$29,973.84	(\$152,219.28)	\$79,538.44	(\$321,429.16)		\$22,659.56



Budget by Organization Report

Through 09/30/23
 Prior Fiscal Year Activity Excluded
 Summary Listing

Organization	Adopted Budget	Budget Amendments	Amended Budget	Current Month Transactions	YTD Encumbrances	YTD Transactions	Budget - YTD Transactions	% Used/ Rec'd	Prior Year Total
Fund 103 - Police Education Fund									
REVENUE									
Department 000 - .	9,000.00	.00	9,000.00	.00	.00	2,969.38	6,030.62	33	12,627.60
REVENUE TOTALS	\$9,000.00	\$0.00	\$9,000.00	\$0.00	\$0.00	\$2,969.38	\$6,030.62	33%	\$12,627.60
EXPENSE									
Department 521 - Police Department	14,175.00	.00	14,175.00	.00	.00	11,349.18	2,825.82	80	1,854.00
EXPENSE TOTALS	\$14,175.00	\$0.00	\$14,175.00	\$0.00	\$0.00	\$11,349.18	\$2,825.82	80%	\$1,854.00
Fund 103 - Police Education Fund Totals									
REVENUE TOTALS	9,000.00	.00	9,000.00	.00	.00	2,969.38	6,030.62	33%	12,627.60
EXPENSE TOTALS	14,175.00	.00	14,175.00	.00	.00	11,349.18	2,825.82	80%	1,854.00
Fund 103 - Police Education Fund Totals	(\$5,175.00)	\$0.00	(\$5,175.00)	\$0.00	\$0.00	(\$8,379.80)	\$3,204.80		\$10,773.60



Budget by Organization Report

Through 09/30/23
 Prior Fiscal Year Activity Excluded
 Summary Listing

Organization	Adopted Budget	Budget Amendments	Amended Budget	Current Month Transactions	YTD Encumbrances	YTD Transactions	Budget - YTD Transactions	% Used/ Rec'd	Prior Year Total
Fund 104 - Police Forfeiture Fund									
REVENUE									
Department 000 - .	.00	.00	.00	.00	.00	12.89	(12.89)	+++	42.14
REVENUE TOTALS	\$0.00	\$0.00	\$0.00	\$0.00	\$0.00	\$12.89	(\$12.89)	+++	\$42.14
EXPENSE									
Department 521 - Police Department	.00	.00	.00	.00	.00	13.27	(13.27)	+++	10,547.80
EXPENSE TOTALS	\$0.00	\$0.00	\$0.00	\$0.00	\$0.00	\$13.27	(\$13.27)	+++	\$10,547.80
Fund 104 - Police Forfeiture Fund Totals									
REVENUE TOTALS	.00	.00	.00	.00	.00	12.89	(12.89)	+++	42.14
EXPENSE TOTALS	.00	.00	.00	.00	.00	13.27	(13.27)	+++	10,547.80
Fund 104 - Police Forfeiture Fund Totals	\$0.00	\$0.00	\$0.00	\$0.00	\$0.00	(\$0.38)	\$0.38		(\$10,505.66)



Budget by Organization Report

Through 09/30/23
 Prior Fiscal Year Activity Excluded
 Summary Listing

Organization	Adopted Budget	Budget Amendments	Amended Budget	Current Month Transactions	YTD Encumbrances	YTD Transactions	Budget - YTD Transactions	% Used/ Rec'd	Prior Year Total
Fund 105 - Hardwire, 911 Fund									
REVENUE									
Department 000 - .	13,500.00	.00	13,500.00	1,024.33	.00	18,991.16	(5,491.16)	141	77,592.42
REVENUE TOTALS	\$13,500.00	\$0.00	\$13,500.00	\$1,024.33	\$0.00	\$18,991.16	(\$5,491.16)	141%	\$77,592.42
EXPENSE									
Department 521 - Police Department	30,380.00	.00	30,380.00	33.21	.00	29,900.87	479.13	98	68,625.74
EXPENSE TOTALS	\$30,380.00	\$0.00	\$30,380.00	\$33.21	\$0.00	\$29,900.87	\$479.13	98%	\$68,625.74
Fund 105 - Hardwire, 911 Fund Totals									
REVENUE TOTALS	13,500.00	.00	13,500.00	1,024.33	.00	18,991.16	(5,491.16)	141%	77,592.42
EXPENSE TOTALS	30,380.00	.00	30,380.00	33.21	.00	29,900.87	479.13	98%	68,625.74
Fund 105 - Hardwire, 911 Fund Totals	(\$16,880.00)	\$0.00	(\$16,880.00)	\$991.12	\$0.00	(\$10,909.71)	(\$5,970.29)		\$8,966.68



Budget by Organization Report

Through 09/30/23
 Prior Fiscal Year Activity Excluded
 Summary Listing

Organization	Adopted Budget	Budget Amendments	Amended Budget	Current Month Transactions	YTD Encumbrances	YTD Transactions	Budget - YTD Transactions	% Used/ Rec'd	Prior Year Total
Fund 106 - Wireless, 911 Fund									
REVENUE									
Department 000 - .	80,000.00	.00	80,000.00	1,655.20	.00	93,542.75	(13,542.75)	117	95,592.34
REVENUE TOTALS	\$80,000.00	\$0.00	\$80,000.00	\$1,655.20	\$0.00	\$93,542.75	(\$13,542.75)	117%	\$95,592.34
EXPENSE									
Department 521 - Police Department	117,255.00	.00	117,255.00	128.17	.00	113,667.87	3,587.13	97	66,373.17
EXPENSE TOTALS	\$117,255.00	\$0.00	\$117,255.00	\$128.17	\$0.00	\$113,667.87	\$3,587.13	97%	\$66,373.17
Fund 106 - Wireless, 911 Fund Totals									
REVENUE TOTALS	80,000.00	.00	80,000.00	1,655.20	.00	93,542.75	(13,542.75)	117%	95,592.34
EXPENSE TOTALS	117,255.00	.00	117,255.00	128.17	.00	113,667.87	3,587.13	97%	66,373.17
Fund 106 - Wireless, 911 Fund Totals	(\$37,255.00)	\$0.00	(\$37,255.00)	\$1,527.03	\$0.00	(\$20,125.12)	(\$17,129.88)		\$29,219.17



Budget by Organization Report

Through 09/30/23
 Prior Fiscal Year Activity Excluded
 Summary Listing

Organization	Adopted Budget	Budget Amendments	Amended Budget	Current Month Transactions	YTD Encumbrances	YTD Transactions	Budget - YTD Transactions	% Used/ Rec'd	Prior Year Total
Fund 107 - CITT Public Transit Fund									
REVENUE									
Department 000 - .	1,278,080.00	.00	1,278,080.00	140,302.14	.00	1,042,549.93	235,530.07	82	1,187,052.07
REVENUE TOTALS	\$1,278,080.00	\$0.00	\$1,278,080.00	\$140,302.14	\$0.00	\$1,042,549.93	\$235,530.07	82%	\$1,187,052.07
EXPENSE									
Department 541 - Transportation	1,409,870.00	.00	1,409,870.00	25,125.07	11,440.00	920,051.81	478,378.19	66	757,359.20
EXPENSE TOTALS	\$1,409,870.00	\$0.00	\$1,409,870.00	\$25,125.07	\$11,440.00	\$920,051.81	\$478,378.19	66%	\$757,359.20
Fund 107 - CITT Public Transit Fund Totals									
REVENUE TOTALS	1,278,080.00	.00	1,278,080.00	140,302.14	.00	1,042,549.93	235,530.07	82%	1,187,052.07
EXPENSE TOTALS	1,409,870.00	.00	1,409,870.00	25,125.07	11,440.00	920,051.81	478,378.19	66%	757,359.20
Fund 107 - CITT Public Transit Fund Totals	(\$131,790.00)	\$0.00	(\$131,790.00)	\$115,177.07	(\$11,440.00)	\$122,498.12	(\$242,848.12)		\$429,692.87



Budget by Organization Report

Through 09/30/23
 Prior Fiscal Year Activity Excluded
 Summary Listing

Organization	Adopted Budget	Budget Amendments	Amended Budget	Current Month Transactions	YTD Encumbrances	YTD Transactions	Budget - YTD Transactions	% Used/ Rec'd	Prior Year Total
Fund 108 - Prepaid Phone 911 Fund									
REVENUE									
Department 000 - .	16,510.00	.00	16,510.00	1,106.95	.00	22,081.67	(5,571.67)	134	25,218.95
REVENUE TOTALS	\$16,510.00	\$0.00	\$16,510.00	\$1,106.95	\$0.00	\$22,081.67	(\$5,571.67)	134%	\$25,218.95
EXPENSE									
Department 521 - Police Department	26,175.00	.00	26,175.00	28.62	.00	25,382.22	792.78	97	17,569.90
EXPENSE TOTALS	\$26,175.00	\$0.00	\$26,175.00	\$28.62	\$0.00	\$25,382.22	\$792.78	97%	\$17,569.90
Fund 108 - Prepaid Phone 911 Fund Totals									
REVENUE TOTALS	16,510.00	.00	16,510.00	1,106.95	.00	22,081.67	(5,571.67)	134%	25,218.95
EXPENSE TOTALS	26,175.00	.00	26,175.00	28.62	.00	25,382.22	792.78	97%	17,569.90
Fund 108 - Prepaid Phone 911 Fund Totals	(\$9,665.00)	\$0.00	(\$9,665.00)	\$1,078.33	\$0.00	(\$3,300.55)	(\$6,364.45)		\$7,649.05



Budget by Organization Report

Through 09/30/23
 Prior Fiscal Year Activity Excluded
 Summary Listing

Organization	Adopted Budget	Budget Amendments	Amended Budget	Current Month Transactions	YTD Encumbrances	YTD Transactions	Budget - YTD Transactions	% Used/ Rec'd	Prior Year Total
Fund 109 - Police Impact Fee Fund									
REVENUE									
Department 000 - .	10,000.00	.00	10,000.00	.00	.00	7,466.18	2,533.82	75	27,830.99
REVENUE TOTALS	\$10,000.00	\$0.00	\$10,000.00	\$0.00	\$0.00	\$7,466.18	\$2,533.82	75%	\$27,830.99
EXPENSE									
Department 521 - Police Department	10,000.00	.00	10,000.00	.00	.00	17,943.01	(7,943.01)	179	16,619.95
EXPENSE TOTALS	\$10,000.00	\$0.00	\$10,000.00	\$0.00	\$0.00	\$17,943.01	(\$7,943.01)	179%	\$16,619.95
Fund 109 - Police Impact Fee Fund Totals									
REVENUE TOTALS	10,000.00	.00	10,000.00	.00	.00	7,466.18	2,533.82	75%	27,830.99
EXPENSE TOTALS	10,000.00	.00	10,000.00	.00	.00	17,943.01	(7,943.01)	179%	16,619.95
Fund 109 - Police Impact Fee Fund Totals	\$0.00	\$0.00	\$0.00	\$0.00	\$0.00	(\$10,476.83)	\$10,476.83		\$11,211.04



Budget by Organization Report

Through 09/30/23
 Prior Fiscal Year Activity Excluded
 Summary Listing

Organization	Adopted Budget	Budget Amendments	Amended Budget	Current Month Transactions	YTD Encumbrances	YTD Transactions	Budget - YTD Transactions	% Used/ Rec'd	Prior Year Total
Fund 110 - Parks Impact Fee Fund									
REVENUE									
Department 000 - .	40,000.00	.00	40,000.00	.00	.00	37,733.03	2,266.97	94	144,934.30
REVENUE TOTALS	\$40,000.00	\$0.00	\$40,000.00	\$0.00	\$0.00	\$37,733.03	\$2,266.97	94%	\$144,934.30
EXPENSE									
Department 572 - Parks and Recreation	40,000.00	.00	40,000.00	.00	20,455.00	.00	19,545.00	51	.00
Department 575 - Pinecrest Gardens	.00	.00	.00	.00	.00	223,429.56	(223,429.56)	+++	.00
EXPENSE TOTALS	\$40,000.00	\$0.00	\$40,000.00	\$0.00	\$20,455.00	\$223,429.56	(\$203,884.56)	610%	\$0.00
Fund 110 - Parks Impact Fee Fund Totals									
REVENUE TOTALS	40,000.00	.00	40,000.00	.00	.00	37,733.03	2,266.97	94%	144,934.30
EXPENSE TOTALS	40,000.00	.00	40,000.00	.00	20,455.00	223,429.56	(203,884.56)	610%	.00
Fund 110 - Parks Impact Fee Fund Totals	\$0.00	\$0.00	\$0.00	\$0.00	(\$20,455.00)	(\$185,696.53)	\$206,151.53		\$144,934.30



Budget by Organization Report

Through 09/30/23
 Prior Fiscal Year Activity Excluded
 Summary Listing

Organization	Adopted Budget	Budget Amendments	Amended Budget	Current Month Transactions	YTD Encumbrances	YTD Transactions	Budget - YTD Transactions	% Used/ Rec'd	Prior Year Total
Fund 111 - Municipal Services Impact Fee									
REVENUE									
Department 000 - .	45,000.00	.00	45,000.00	1,700.98	.00	41,445.24	3,554.76	92	70,196.27
REVENUE TOTALS	\$45,000.00	\$0.00	\$45,000.00	\$1,700.98	\$0.00	\$41,445.24	\$3,554.76	92%	\$70,196.27
EXPENSE									
Department 519 - General Government	45,000.00	.00	45,000.00	.00	405.00	31,888.99	12,706.01	72	12,615.92
EXPENSE TOTALS	\$45,000.00	\$0.00	\$45,000.00	\$0.00	\$405.00	\$31,888.99	\$12,706.01	72%	\$12,615.92
Fund 111 - Municipal Services Impact Fee Totals									
REVENUE TOTALS	45,000.00	.00	45,000.00	1,700.98	.00	41,445.24	3,554.76	92%	70,196.27
EXPENSE TOTALS	45,000.00	.00	45,000.00	.00	405.00	31,888.99	12,706.01	72%	12,615.92
Fund 111 - Municipal Services Impact Fee Totals	\$0.00	\$0.00	\$0.00	\$1,700.98	(\$405.00)	\$9,556.25	(\$9,151.25)		\$57,580.35



Budget by Organization Report

Through 09/30/23
 Prior Fiscal Year Activity Excluded
 Summary Listing

Organization	Adopted Budget	Budget Amendments	Amended Budget	Current Month Transactions	YTD Encumbrances	YTD Transactions	Budget - YTD Transactions	% Used/ Rec'd	Prior Year Total
Fund 112 - Stormwater Impact Fee Fund									
REVENUE									
Department 000 - .	125,200.00	.00	125,200.00	6,013.14	.00	108,053.41	17,146.59	86	170,321.52
REVENUE TOTALS	\$125,200.00	\$0.00	\$125,200.00	\$6,013.14	\$0.00	\$108,053.41	\$17,146.59	86%	\$170,321.52
EXPENSE									
Department 538 - Stormwater	125,000.00	.00	125,000.00	.00	.00	.00	125,000.00	0	.00
EXPENSE TOTALS	\$125,000.00	\$0.00	\$125,000.00	\$0.00	\$0.00	\$0.00	\$125,000.00	0%	\$0.00
Fund 112 - Stormwater Impact Fee Fund Totals									
REVENUE TOTALS	125,200.00	.00	125,200.00	6,013.14	.00	108,053.41	17,146.59	86%	170,321.52
EXPENSE TOTALS	125,000.00	.00	125,000.00	.00	.00	.00	125,000.00	0%	.00
Fund 112 - Stormwater Impact Fee Fund Totals	\$200.00	\$0.00	\$200.00	\$6,013.14	\$0.00	\$108,053.41	(\$107,853.41)		\$170,321.52



Budget by Organization Report

Through 09/30/23
 Prior Fiscal Year Activity Excluded
 Summary Listing

Organization	Adopted Budget	Budget Amendments	Amended Budget	Current Month Transactions	YTD Encumbrances	YTD Transactions	Budget - YTD Transactions	% Used/ Rec'd	Prior Year Total
Fund 201 - Debt Service Fund									
REVENUE									
Department 000 - .	2,462,600.00	.00	2,462,600.00	1,330,262.88	.00	2,213,370.43	249,229.57	90	2,852,865.40
REVENUE TOTALS	\$2,462,600.00	\$0.00	\$2,462,600.00	\$1,330,262.88	\$0.00	\$2,213,370.43	\$249,229.57	90%	\$2,852,865.40
EXPENSE									
Department 000 - .	2,462,600.00	.00	2,462,600.00	1,160,520.79	.00	2,018,376.13	444,223.87	82	2,418,634.21
EXPENSE TOTALS	\$2,462,600.00	\$0.00	\$2,462,600.00	\$1,160,520.79	\$0.00	\$2,018,376.13	\$444,223.87	82%	\$2,418,634.21
Fund 201 - Debt Service Fund Totals									
REVENUE TOTALS	2,462,600.00	.00	2,462,600.00	1,330,262.88	.00	2,213,370.43	249,229.57	90%	2,852,865.40
EXPENSE TOTALS	2,462,600.00	.00	2,462,600.00	1,160,520.79	.00	2,018,376.13	444,223.87	82%	2,418,634.21
Fund 201 - Debt Service Fund Totals	\$0.00	\$0.00	\$0.00	\$169,742.09	\$0.00	\$194,994.30	(\$194,994.30)		\$434,231.19



Budget by Organization Report

Through 09/30/23
 Prior Fiscal Year Activity Excluded
 Summary Listing

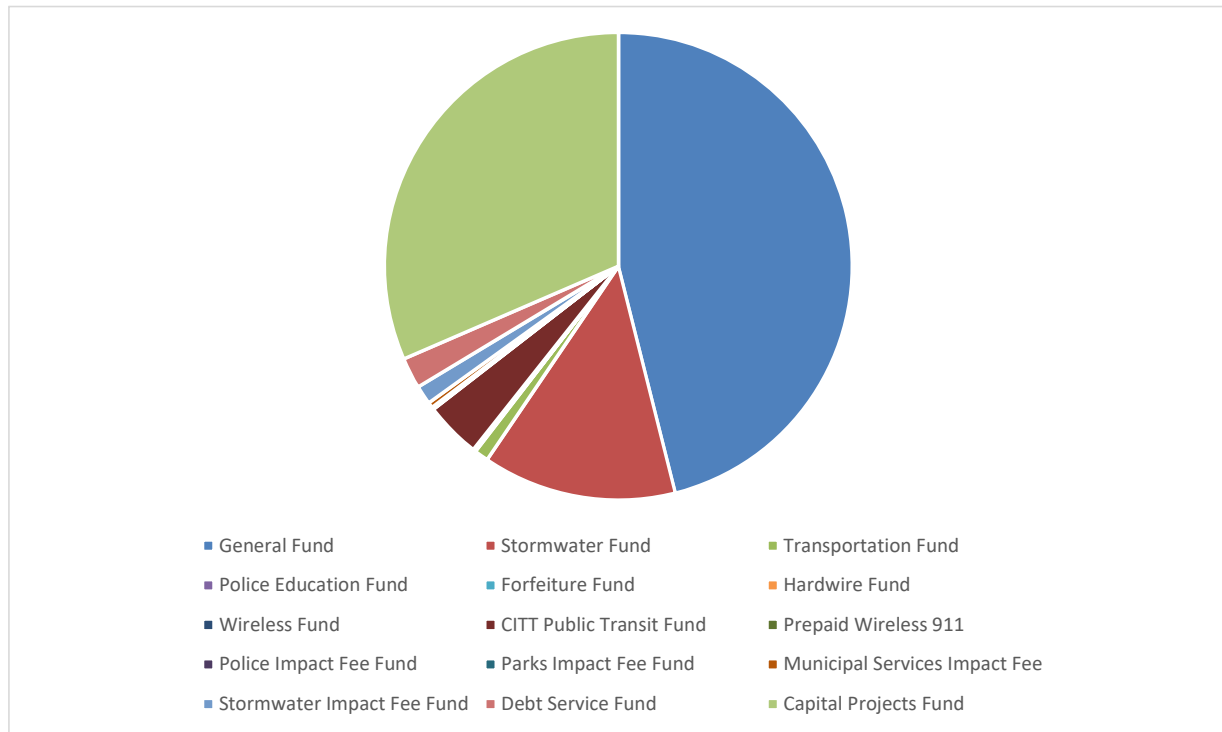
Organization	Adopted Budget	Budget Amendments	Amended Budget	Current Month Transactions	YTD Encumbrances	YTD Transactions	Budget - YTD Transactions	% Used/ Rec'd	Prior Year Total
Fund 301 - Capital Projects Fund									
REVENUE									
Department 000 - .	6,780,990.00	.00	6,780,990.00	.00	.00	11,556,402.61	(4,775,412.61)	170	11,409,417.03
REVENUE TOTALS	\$6,780,990.00	\$0.00	\$6,780,990.00	\$0.00	\$0.00	\$11,556,402.61	(\$4,775,412.61)	170%	\$11,409,417.03
EXPENSE									
Department 000 - .	42,000.00	.00	42,000.00	.00	.00	41,877.38	122.62	100	38,525.00
Department 511 - Village Council	.00	.00	.00	.00	.00	.00	.00	+++	.00
Department 519 - General Government	65,040.00	8,111,773.00	8,176,813.00	560.00	504,279.44	7,118,093.25	554,440.31	93	4,901,643.68
Department 521 - Police Department	.00	322,913.00	322,913.00	.00	584,908.04	102,383.54	(364,378.58)	213	22,487.57
Department 524 - Building, Planning & Zoning -BPZ	.00	.00	.00	.00	.00	.00	.00	+++	25,517.00
Department 539 - Public Works	1,000,000.00	583,850.00	1,583,850.00	.00	153,692.89	83,007.11	1,347,150.00	15	286,513.23
Department 572 - Parks and Recreation	5,191,520.00	2,804,861.00	7,996,381.00	.00	847,083.18	492,078.64	6,657,219.18	17	1,307,855.24
Department 575 - Pinecrest Gardens	964,530.00	814,436.00	1,778,966.00	23,031.63	331,876.95	536,979.31	910,109.74	49	3,868,290.62
EXPENSE TOTALS	\$7,263,090.00	\$12,637,833.00	\$19,900,923.00	\$23,591.63	\$2,421,840.50	\$8,374,419.23	\$9,104,663.27	54%	\$10,450,832.34
Fund 301 - Capital Projects Fund Totals									
REVENUE TOTALS	6,780,990.00	.00	6,780,990.00	.00	.00	11,556,402.61	(4,775,412.61)	170%	11,409,417.03
EXPENSE TOTALS	7,263,090.00	12,637,833.00	19,900,923.00	23,591.63	2,421,840.50	8,374,419.23	9,104,663.27	54%	10,450,832.34
Fund 301 - Capital Projects Fund Totals	(\$482,100.00)	(\$12,637,833.00)	(\$13,119,933.00)	(\$23,591.63)	(\$2,421,840.50)	\$3,181,983.38	(\$13,880,075.88)		\$958,584.69
Grand Totals									
REVENUE TOTALS	43,896,360.00	.00	43,896,360.00	2,794,025.15	.00	51,884,189.28	(7,987,829.28)	118%	51,433,850.73
EXPENSE TOTALS	49,323,010.00	17,193,257.00	66,516,267.00	4,362,091.04	5,165,822.58	45,862,994.84	15,487,449.58	77%	45,309,758.22
Grand Totals	(\$5,426,650.00)	(\$17,193,257.00)	(\$22,619,907.00)	(\$1,568,065.89)	(\$5,165,822.58)	\$6,021,194.44	(\$23,475,278.86)		\$6,124,092.51

INVESTMENT RETURNS

SOURCE	22-Oct	22-Nov	22-Dec	23-Jan	23-Feb	23-Mar	23-Apr	23-May	23-Jun	23-Jul	23-Aug	23-Sep	Investment***
STATE POOL	3.22%	3.97%	4.51%	4.63%	4.76%	5.01%	5.03%	5.23%	5.33%	5.39%	5.58%		VILLAGE
T-BILLS													
6 Months	4.34%	4.54%	4.59%	4.67%	5.17%	4.72%	4.86%	5.27%	5.24%	5.27%	5.30%	5.33%	NA
3 Months	3.91%	4.27%	4.35%	4.58%	4.88%	4.68%	4.95%	5.23%	5.17%	5.27%	5.32%	5.34%	NA
National Rates													
One Year	0.98%	1.16%	1.24%	1.43%	1.53%	1.64%	1.68%	1.71%	1.55%	1.55%	1.50%	1.78%	NA
PRIME RATE	6.25%	7.00%	7.50%	7.75%	7.75%	8.00%	8.00%	8.25%	8.25%	8.50%	8.50%	8.50%	NA
CONSUMER PRICE IN	298.0	297.7	296.8	299.2	300.8	301.8	303.4	304.1	305.1	305.7	307.0		NA
Plus/Minus Year Ago	7.7%	7.1%	6.5%	6.4%	6.0%	5.0%	4.9%	4.0%	2.0%	2.0%	3.7%		NA
MORTGAGE/SECURITIES *													
30 Years -													
Fannie Mae (FNMA)	6.55%	5.96%	5.89%	5.54%	6.21%	5.94%	5.77%	6.45%	6.40%	6.47%	6.73%	6.90%	NA
NAPM ** / ISM	50.2	49.0	48.4	47.4	47.7	46.3	47.1	46.9	46.0	46.4	47.6	-	NA
* Mortgage/Securities Return Principal and Interest on a Monthly Basis													
** Institute for Supply Management, a reading of under 50 denotes contraction and a reading of above 50 denotes expansion in the manufacturing sector of the economy.													
*** Only the investments with the notation "Village" are currently in place, the others are presented for comparison purposes.													

**Cash Summary
FY 2023
September 30, 2023**

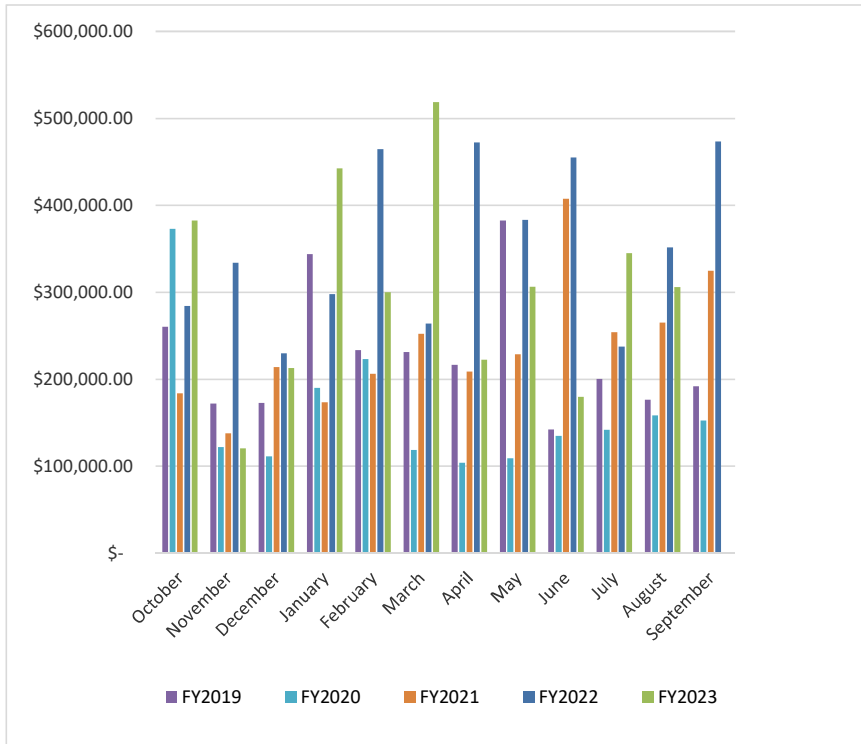
Fund #	Description of Fund	Total	City National	State Investment Pool
001	General Fund	\$ 13,444,267	\$ 3,380,236	\$ 10,064,031
101	Stormwater Fund	\$ 3,911,503	\$ 3,384,341	\$ 527,162
102	Transportation Fund	\$ 278,544	\$ 278,544	
103	Police Education Fund	\$ 19,719	\$ 19,719	
104	Forfeiture Fund	\$ -	\$ -	
105	Hardwire Fund	\$ 12,922	\$ 12,922	
106	Wireless Fund	\$ 26,309	\$ 26,309	
107	CITT Public Transit Fund	\$ 1,128,781	\$ 1,128,781	
108	Prepaid Wireless 911	\$ 8,608	\$ 8,608	
109	Police Impact Fee Fund	\$ 11,325	\$ 11,325	
110	Parks Impact Fee Fund	\$ 26,290	\$ 26,290	
111	Municipal Services Impact Fee	\$ 110,061	\$ 110,061	
112	Stormwater Impact Fee Fund	\$ 380,789	\$ 380,789	
201	Debt Service Fund	\$ 629,225	\$ 629,225	
301	Capital Projects Fund	\$ 9,184,333	\$ 7,826,050	\$ 1,358,283
Totals		\$ 29,172,677	\$ 17,223,202	\$ 11,949,475



**Building Permit Revenues
FY 2018-Present**

322.000

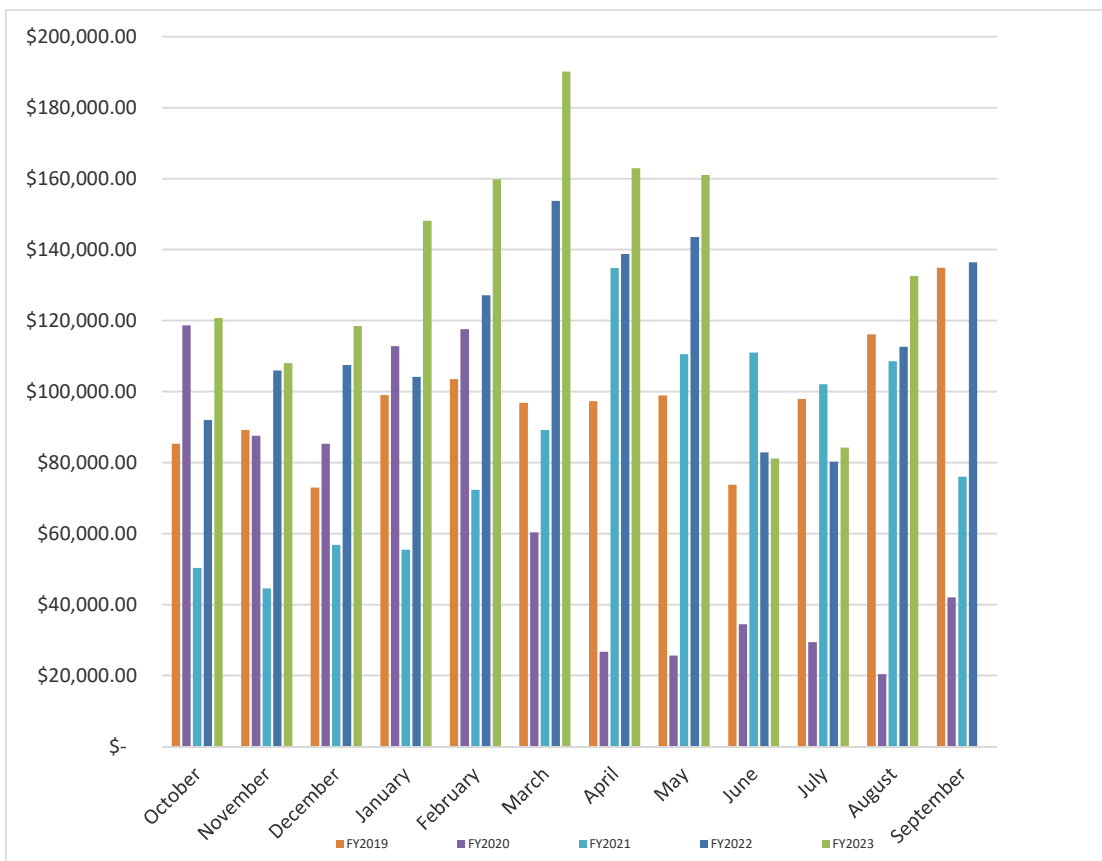
	FY2019	FY2020	FY2021	FY2022	FY2023
October	\$ 260,228.01	\$ 372,905.11	\$ 183,745.84	\$ 284,196.07	\$ 382,364.60
November	\$ 171,992.67	\$ 121,838.69	\$ 137,541.94	\$ 333,988.54	\$ 120,324.38
December	\$ 172,631.89	\$ 111,233.71	\$ 214,051.63	\$ 229,621.59	\$ 212,730.80
January	\$ 343,754.99	\$ 189,876.84	\$ 173,247.94	\$ 297,805.14	\$ 442,510.95
February	\$ 233,351.51	\$ 223,076.90	\$ 206,303.66	\$ 464,680.57	\$ 299,959.30
March	\$ 231,184.60	\$ 118,754.22	\$ 251,999.44	\$ 263,899.70	\$ 518,823.48
April	\$ 216,360.49	\$ 103,684.34	\$ 208,688.52	\$ 472,184.53	\$ 222,212.25
May	\$ 382,465.57	\$ 108,891.20	\$ 228,701.59	\$ 383,297.87	\$ 306,321.47
June	\$ 142,230.75	\$ 134,816.40	\$ 407,437.73	\$ 454,839.34	\$ 179,687.28
July	\$ 200,337.50	\$ 141,905.11	\$ 254,125.18	\$ 237,354.79	\$ 344,859.94
August	\$ 176,293.69	\$ 158,188.50	\$ 265,216.93	\$ 351,555.30	\$ 305,744.03
September	\$ 191,970.02	\$ 152,367.77	\$ 324,573.94	\$ 473,249.93	
Totals	\$ 2,722,801.69	\$ 1,937,538.79	\$ 2,855,634.34	\$ 4,246,673.37	\$ 3,335,538.48



**Community Center Revenues
FY 2019-Present**

347.100

	FY2019	FY2020	FY2021	FY2022	FY2023
October	\$ 85,354.17	\$ 118,686.24	\$ 50,305.88	\$ 92,005.68	\$ 120,784.72
November	\$ 89,209.37	\$ 87,585.40	\$ 44,526.26	\$ 105,980.97	\$ 107,995.43
December	\$ 73,000.18	\$ 85,345.55	\$ 56,820.26	\$ 107,452.93	\$ 118,526.97
January	\$ 99,024.14	\$ 112,784.32	\$ 55,454.55	\$ 104,153.19	\$ 148,203.28
February	\$ 103,510.00	\$ 117,581.09	\$ 72,340.82	\$ 127,123.34	\$ 159,765.37
March	\$ 96,838.88	\$ 60,377.21	\$ 89,176.62	\$ 153,757.93	\$ 190,163.87
April	\$ 97,297.48	\$ 26,687.09	\$ 134,824.66	\$ 138,821.75	\$ 162,975.24
May	\$ 98,926.81	\$ 25,645.99	\$ 110,531.84	\$ 143,518.09	\$ 161,053.70
June	\$ 73,755.95	\$ 34,438.85	\$ 111,045.09	\$ 82,889.54	\$ 81,206.55
July	\$ 97,949.10	\$ 29,373.95	\$ 102,080.95	\$ 80,290.33	\$ 84,214.98
August	\$ 116,175.85	\$ 20,412.81	\$ 108,611.52	\$ 112,647.65	\$ 132,539.40
September	\$ 134,937.58	\$ 42,046.88	\$ 76,065.16	\$ 136,479.87	
Totals	\$ 1,165,979.51	\$ 760,965.38	\$ 1,011,783.61	\$ 1,385,121.27	\$ 1,467,429.51





Budget Performance Report

Fiscal Year to Date 08/31/23

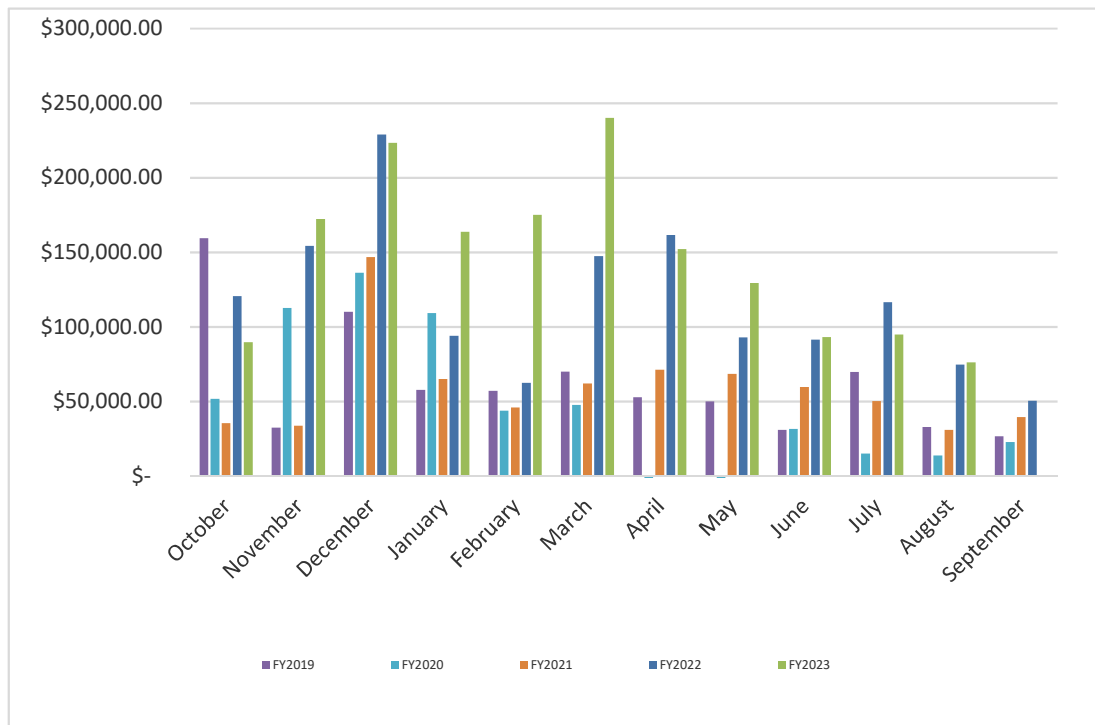
Include Rollup Account and Rollup to Object

Account	Account Description	Adopted Budget	Budget Amendments	Amended Budget	Current Month Transactions	YTD Encumbrances	YTD Transactions	Budget - YTD Transactions	% Used/ Rec'd	Prior Year Total
Fund 001 - General Fund										
REVENUE										
Department 000 - .										
Division 00 - .										
347	Culture									
347.100	Culture Community Center, Control	1,164,520.00	.00	1,164,520.00	.00	.00	.00	1,164,520.00	0	.00
347.101	Culture CC Building Rentals	.00	.00	.00	3,050.00	.00	47,031.25	(47,031.25)	+++	44,217.17
347.102	Culture CC Field Rentals	.00	.00	.00	.00	.00	4,775.00	(4,775.00)	+++	6,365.50
347.103	Culture CC User League Fees	.00	.00	.00	.00	.00	17,598.63	(17,598.63)	+++	16,398.75
347.104	Culture CC Camps	.00	.00	.00	3,637.00	.00	210,098.25	(210,098.25)	+++	244,962.35
347.105	Culture CC Concession Sales	.00	.00	.00	20.00	.00	365.00	(365.00)	+++	635.25
347.107	Culture CC Classes, Member	.00	.00	.00	66,954.81	.00	689,073.70	(689,073.70)	+++	641,531.58
347.108	Culture CC Trainer Fees	.00	.00	.00	2,800.00	.00	18,400.00	(18,400.00)	+++	12,000.00
347.109	Culture CC Day Passes	.00	.00	.00	1,400.00	.00	11,980.70	(11,980.70)	+++	10,760.30
347.113	Culture CC Memberships, One Week	.00	.00	.00	1,180.00	.00	10,329.30	(10,329.30)	+++	8,610.00
347.116	Culture CC, Special Events	.00	.00	.00	.00	.00	.00	.00	+++	1,892.45
347.123	Culture CC Senior Trips/Tours	.00	.00	.00	237.00	.00	1,977.60	(1,977.60)	+++	4,945.00
347.126	Culture CC Mind & Body Classes	.00	.00	.00	7,445.00	.00	69,536.50	(69,536.50)	+++	52,669.00
347.127	Culture CC Non- Resident Membership	.00	.00	.00	6,793.60	.00	64,402.30	(64,402.30)	+++	49,018.90
347.128	Culture CC Resident Memberships	.00	.00	.00	41,076.52	.00	350,662.64	(350,662.64)	+++	318,357.40
347.130	Culture CC Vending Machines	.00	.00	.00	40.54	.00	333.50	(333.50)	+++	76.81
347.199	Culture CC Credit Card Fees	.00	.00	.00	(2,095.07)	.00	(29,134.86)	29,134.86	+++	(27,279.32)
347 - Culture Totals		\$1,164,520.00	\$0.00	\$1,164,520.00	\$132,539.40	\$0.00	\$1,467,429.51	(\$302,909.51)	126%	\$1,385,161.14
Division 00 - . Totals		\$1,164,520.00	\$0.00	\$1,164,520.00	\$132,539.40	\$0.00	\$1,467,429.51	(\$302,909.51)	126%	\$1,385,161.14
Department 000 - . Totals		\$1,164,520.00	\$0.00	\$1,164,520.00	\$132,539.40	\$0.00	\$1,467,429.51	(\$302,909.51)	126%	\$1,385,161.14
REVENUE TOTALS		\$1,164,520.00	\$0.00	\$1,164,520.00	\$132,539.40	\$0.00	\$1,467,429.51	(\$302,909.51)	126%	\$1,385,161.14
Fund 001 - General Fund Totals										
REVENUE TOTALS		1,164,520.00	.00	1,164,520.00	132,539.40	.00	1,467,429.51	(302,909.51)	126%	1,385,161.14
EXPENSE TOTALS		.00	.00	.00	.00	.00	.00	.00	+++	.00
Fund 001 - General Fund Totals		\$1,164,520.00	\$0.00	\$1,164,520.00	\$132,539.40	\$0.00	\$1,467,429.51	(\$302,909.51)		\$1,385,161.14
Grand Totals										
REVENUE TOTALS		1,164,520.00	.00	1,164,520.00	132,539.40	.00	1,467,429.51	(302,909.51)	126%	1,385,161.14
EXPENSE TOTALS		.00	.00	.00	.00	.00	.00	.00	+++	.00
Grand Totals		\$1,164,520.00	\$0.00	\$1,164,520.00	\$132,539.40	\$0.00	\$1,467,429.51	(\$302,909.51)		\$1,385,161.14

Pinecrest Gardens Revenues FY 2019-Present

347.300

	FY2019	FY2020	FY2021	FY2022	FY2023
October	\$ 159,277.30	\$ 51,674.33	\$ 35,413.56	\$ 120,551.14	\$ 89,588.77
November	\$ 32,203.39	\$ 112,668.57	\$ 33,563.16	\$ 154,247.36	\$ 172,298.22
December	\$ 109,984.35	\$ 136,215.50	\$ 146,743.69	\$ 228,960.70	\$ 223,364.41
January	\$ 57,626.46	\$ 109,193.23	\$ 65,023.82	\$ 93,963.02	\$ 163,659.44
February	\$ 56,961.89	\$ 43,630.72	\$ 45,724.98	\$ 62,258.25	\$ 175,015.98
March	\$ 69,960.32	\$ 47,487.74	\$ 61,847.88	\$ 147,394.91	\$ 239,995.49
April	\$ 52,603.25	\$ (3,996.21)	\$ 71,173.37	\$ 161,418.96	\$ 152,001.67
May	\$ 49,966.05	\$ (8,785.23)	\$ 68,457.73	\$ 92,822.09	\$ 129,402.19
June	\$ 30,720.29	\$ 31,386.92	\$ 59,478.76	\$ 91,335.08	\$ 93,099.18
July	\$ 69,628.97	\$ 14,999.48	\$ 50,123.66	\$ 116,502.86	\$ 94,682.00
August	\$ 32,746.80	\$ 13,552.96	\$ 30,832.49	\$ 74,666.62	\$ 76,148.98
September	\$ 26,443.55	\$ 22,636.10	\$ 39,341.74	\$ 50,437.45	
Totals Without Grants	\$ 748,122.62	\$ 570,664.11	\$ 707,724.84	\$ 1,394,558.44	\$ 1,609,256.33
Grants YTD	\$ 30,853.10	\$ 74,564.00	\$ 394,462.95	\$ 131,698.50	\$ 159,418.00
Donations YTD	\$ 35,900.00	\$ -	\$ 5,000.00	\$ 10,313.00	\$ -
Total Revenues incl Grants	\$ 814,875.72	\$ 645,228.11	\$ 1,107,187.79	\$ 1,536,569.94	\$ 1,768,674.33





Budget Performance Report

Fiscal Year to Date 08/31/23

Include Rollup Account and Rollup to Object

Account	Account Description	Adopted Budget	Budget Amendments	Amended Budget	Current Month Transactions	YTD Encumbrances	YTD Transactions	Budget - YTD Transactions	% Used/ Rec'd	Prior Year Total
REVENUE										
Fund 001 - General Fund										
Department 000 - .										
Division 00 - .										
347	Culture									
347.300	Culture Pinecrest Gardens, Control	1,775,000.00	.00	1,775,000.00	.00	.00	.00	1,775,000.00	0	.00
347.301	Culture PG Corporate Sponsorship	.00	.00	.00	.00	.00	107,700.00	(107,700.00)	+++	108,000.00
347.302	Culture PG Farmers Market	.00	.00	.00	7,500.00	.00	43,500.00	(43,500.00)	+++	40,800.00
347.308	Culture PG Memberships, Annual Passes	.00	.00	.00	5,730.00	.00	64,172.22	(64,172.22)	+++	41,401.00
347.309	Culture PG Concessions, Iguana Bite	.00	.00	.00	3,035.86	.00	34,996.83	(34,996.83)	+++	3,244.76
347.310	Culture PG Concessions, Events	.00	.00	.00	50.47	.00	48,929.44	(48,929.44)	+++	44,323.57
347.312	Culture PG Banyan Bowl Ticket Sales	.00	.00	.00	.00	.00	198,568.82	(198,568.82)	+++	163,965.23
347.313	Culture PG Fine Arts Festival, Booths	.00	.00	.00	.00	.00	12,308.52	(12,308.52)	+++	11,344.29
347.315	Culture PG Eggstravaganza, Tickets	.00	.00	.00	.00	.00	.00	.00	+++	24,780.48
347.316	Culture PG Eggstravaganza, Baskets	.00	.00	.00	.00	.00	.00	.00	+++	(900.00)
347.317	Culture PG Eggstravaganza Booths	.00	.00	.00	.00	.00	.00	.00	+++	1,360.00
347.318	Culture PG Howl-O-Ween Parade Tickets	.00	.00	.00	.00	.00	13,319.16	(13,319.16)	+++	9,171.50
347.319	Culture PG General Admissions	.00	.00	.00	28,087.00	.00	333,894.50	(333,894.50)	+++	215,368.06
347.320	Culture PG Senior Admissions	.00	.00	.00	1,194.00	.00	17,109.00	(17,109.00)	+++	14,144.63
347.325	Culture PG Movie Tickets	.00	.00	.00	.00	.00	3,650.00	(3,650.00)	+++	3,977.37
347.326	Culture PG Movie Concession	.00	.00	.00	.00	.00	.00	.00	+++	608.42
347.327	Culture PG Vending Machine Sales	.00	.00	.00	220.77	.00	2,199.79	(2,199.79)	+++	1,124.39
347.328	Culture PG Venue, Patio Rental	.00	.00	.00	(1,660.50)	.00	7,893.75	(7,893.75)	+++	10,825.00
347.329	Culture PG, Pergola Rental	.00	.00	.00	.00	.00	150.00	(150.00)	+++	.00
347.330	Culture PG, Venue, Lakeview Rental	.00	.00	.00	(250.00)	.00	18,470.00	(18,470.00)	+++	18,400.00
347.331	Culture PG Venue, Meadows Rental	.00	.00	.00	.00	.00	4,686.00	(4,686.00)	+++	11,892.00
347.332	Culture PG Venue Picnic Rentals	.00	.00	.00	2,450.00	.00	15,187.25	(15,187.25)	+++	.00
347.333	Culture PG Venue Rental, Hibiscus Rental	.00	.00	.00	1,000.00	.00	13,900.00	(13,900.00)	+++	15,462.00
347.334	Culture PG Venue Rental, Plant Societie	.00	.00	.00	695.00	.00	7,120.00	(7,120.00)	+++	10,565.00
347.335	Culture PG Banyan Bowl Rental	.00	.00	.00	.00	.00	58,649.00	(58,649.00)	+++	49,305.61
347.336	Culture PG Original Entrance Rental	.00	.00	.00	1,650.00	.00	13,717.50	(13,717.50)	+++	9,024.50
347.337	Culture PG Parking Lot Rental	.00	.00	.00	300.00	.00	4,440.00	(4,440.00)	+++	4,716.00
347.338	Culture PG Commercial Video - Photo	.00	.00	.00	300.00	.00	6,540.00	(6,540.00)	+++	6,100.00
347.339	Culture PG Girl Scouts Programs	.00	.00	.00	.00	.00	(30.00)	30.00	+++	1,285.00
347.341	Culture PG Furniture Rental	.00	.00	.00	.00	.00	3,050.00	(3,050.00)	+++	2,186.80
347.342	Culture PG Donations	.00	.00	.00	.00	.00	.00	.00	+++	12,089.64
347.343	Culture PG Fish Food	.00	.00	.00	.00	.00	8,554.00	(8,554.00)	+++	6.00
347.344	Culture PG Merchandise	.00	.00	.00	23.97	.00	23.97	(23.97)	+++	.00
347.345	Culture PG Field Trips	.00	.00	.00	722.00	.00	13,571.00	(13,571.00)	+++	3,381.00
347.347	Culture PG Classes and Programs	.00	.00	.00	13,145.47	.00	97,288.64	(97,288.64)	+++	78,423.07
347.350	Culture PG Chili Cook-off Booths	.00	.00	.00	.00	.00	1,920.00	(1,920.00)	+++	.00



Budget Performance Report

Fiscal Year to Date 08/31/23

Include Rollup Account and Rollup to Object

Account	Account Description	Adopted Budget	Budget Amendments	Amended Budget	Current Month Transactions	YTD Encumbrances	YTD Transactions	Budget - YTD Transactions	% Used/ Rec'd	Prior Year Total
Fund 001 - General Fund										
REVENUE										
Department 000 - .										
Division 00 - .										
347	Culture									
347.351	Culture PG Chili Cook-off Admission	.00	.00	.00	.00	.00	12,902.78	(12,902.78)	+++	.00
347.352	Culture PG Holiday Festival Booths	.00	.00	.00	.00	.00	2,740.50	(2,740.50)	+++	5,410.00
347.354	Culture PG Nights of Lights Admission	.00	.00	.00	.00	.00	184,911.23	(184,911.23)	+++	253,954.18
347.356	Culture PG Hammock Pavilion	.00	.00	.00	1,000.00	.00	13,368.50	(13,368.50)	+++	17,400.00
347.357	Culture PG Summer Camps	.00	.00	.00	350.00	.00	201,732.50	(201,732.50)	+++	153,066.00
347.358	Culture Secret Garden	.00	.00	.00	300.00	.00	1,215.00	(1,215.00)	+++	1,411.00
347.359	Culture PG Cypress Hall Rental	.00	.00	.00	10,100.00	.00	44,262.00	(44,262.00)	+++	61,787.50
347.360	Culture PG Cafe Sales	.00	.00	.00	2,407.82	.00	23,758.34	(23,758.34)	+++	7,407.46
347.361	Culture PG Star Wars Ticket Sales	.00	.00	.00	.00	.00	.00	.00	+++	9,273.84
347.362	Culture PG Star Wars Booth Sales	.00	.00	.00	.00	.00	.00	.00	+++	140.00
347.363	Culture PG Cottage Rental	.00	.00	.00	.00	.00	.00	.00	+++	1.00
347.364	Culture PG Inspiration Room Rental	.00	.00	.00	.00	.00	1,500.00	(1,500.00)	+++	.00
347.365	Culture PG Bridal Room Rental	.00	.00	.00	300.00	.00	450.00	(450.00)	+++	.00
347.399	Culture PG Credit card fees	.00	.00	.00	(2,502.88)	.00	(33,063.91)	33,063.91	+++	(31,466.50)
347 - Culture Totals		\$1,775,000.00	\$0.00	\$1,775,000.00	\$76,148.98	\$0.00	\$1,609,256.33	\$165,743.67	91%	\$1,394,759.80
Division 00 - . Totals		\$1,775,000.00	\$0.00	\$1,775,000.00	\$76,148.98	\$0.00	\$1,609,256.33	\$165,743.67	91%	\$1,394,759.80
Department 000 - . Totals		\$1,775,000.00	\$0.00	\$1,775,000.00	\$76,148.98	\$0.00	\$1,609,256.33	\$165,743.67	91%	\$1,394,759.80
REVENUE TOTALS		\$1,775,000.00	\$0.00	\$1,775,000.00	\$76,148.98	\$0.00	\$1,609,256.33	\$165,743.67	91%	\$1,394,759.80
Fund 001 - General Fund Totals										
REVENUE TOTALS		1,775,000.00	.00	1,775,000.00	76,148.98	.00	1,609,256.33	165,743.67	91%	1,394,759.80
EXPENSE TOTALS		.00	.00	.00	.00	.00	.00	.00	+++	.00
Fund 001 - General Fund Totals		\$1,775,000.00	\$0.00	\$1,775,000.00	\$76,148.98	\$0.00	\$1,609,256.33	\$165,743.67		\$1,394,759.80
Grand Totals										
REVENUE TOTALS		1,775,000.00	.00	1,775,000.00	76,148.98	.00	1,609,256.33	165,743.67	91%	1,394,759.80
EXPENSE TOTALS		.00	.00	.00	.00	.00	.00	.00	+++	.00
Grand Totals		\$1,775,000.00	\$0.00	\$1,775,000.00	\$76,148.98	\$0.00	\$1,609,256.33	\$165,743.67		\$1,394,759.80



Paul Buckler, R.A.
Building Official
building@pinecrest-fl.gov

MEMORANDUM

Department of Building and Planning

DATE: October 2, 2023
TO: Yocelyn Galiano, ICMA-CM, Village Manager
FROM: Paul W. Buckler, R.A., Building Official
RE: Building Division SEPTEMBER 2023 Monthly Report

- All building permit activity year-to-date through SEPTEMBER increased by 7.4% compared to the same period last year.
- All building inspections year-to-date through SEPTEMBER increased by 6.7% compared to the same period last year.
- New code violations issued year-to-date through SEPTEMBER increased by 31.9% compared to the same period last year.
- New home permit applications year-to-date through SEPTEMBER increased by 4.7% compared to the same period last year.
- All building department functions-intake, reviews, and inspections are operating at full capacity.





Paul Buckler, R.A.
 Building Official
 building@pinecrest-fl.gov
 Stephen R. Olmsted, AICP
 Planning Director
 planning@pinecrest-fl.gov

VILLAGE OF PINECREST
 Department of Building and Planning

DATE: September 29, 2023
 TO: Yocelyn Galiano, ICMA-CM, Village Manager
 FROM: Paul W. Buckler, R.A., Building Official
 RE: Building Division SEPTEMBER 2023 Monthly Report

	SEPTEMBER 2022	SEPTEMBER 2023	10/01/21 - 09/28/2022 YTD	10/01/22 - 09/29/2023 YTD
PERMITS ISSUED:				
Building	173	123	1,810	1,933
Electrical	42	48	589	637
Mechanical	24	22	296	318
Plumbing / LPGX	54	55	654	709
TOTAL PERMITS ISSUED:	293	248	3,349	3,597
VALUE OF CONSTRUCTION	28,994,984	5,150,000	200,952,769	206,102,769
PERMITS FOR NEW HOUSES	10	3	64	67
CERTIFICATE OF OCCUPANCY & CC'S	4	13	24	37
CERTIFICATE OF USE & OCCUPANCY	1	1	2	3
BUILDING CODE CASES	0	30	94	124
INSPECTIONS:				
Building & Roofing	972	666	12,536	13,202
Electrical	170	198	2,232	2,430
Mechanical	105	126	1,082	1,208
Plumbing / LPGX	211	232	2,451	2,683
TOTAL INSPECTIONS:	1,458	1,222	18,301	19,523

12645 Pinecrest Parkway, Pinecrest, Florida 33156
 T: 305.234.2121 | F: 305.234.2133
 www.pinecrest-fl.gov





Stephen R. Olmsted, AICP
 Planning Director
 planning@pinecrest-fl.gov

MEMORANDUM

Department of Building and Planning

DATE: October 2, 2023
 TO: Yocelyn Galiano, ICMA-CM, LEED-GA, Village Manager
 FROM: Stephen R. Olmsted, AICP, LEED-GA, Planning Director
 RE: Planning Division – September 2023 - Monthly Report

	September 2023	10/1/2021 09/29/2022 YTD	10/1/2022 - 09/29/2023 YTD
PLANNING			
Zoning Compliance – Plans Review	236	3,722	3,474
Zoning Letters/Code Interpretations	32	483	352
Zoning Permits	16	293	258
CODE COMPLIANCE			
Code Cases Opened	144 (Proactive 128)	1,454	1,728
Code Compliance Reminders	95	747	1,013
Notices to Appear Issued	40	250	398
Notice of Violation - Building	0	98	56
Zoning, Landscaping, Local Business Tax, and Foreclosure Inspections	326	3,912	4,897
Civil Violations	2	86	73
Special Magistrate Cases	18	220	308
Total Unclosed Cases (Active): 448	N/A	N/A	N/A
LICENSES			
Business Tax – NEW	11	164	99
Business Tax – RENEWAL	361	934	986
TOTAL ACTIVE LICENSES (* reflects new & renewal licenses)			1103



Commercial and Residential Development/Redevelopment

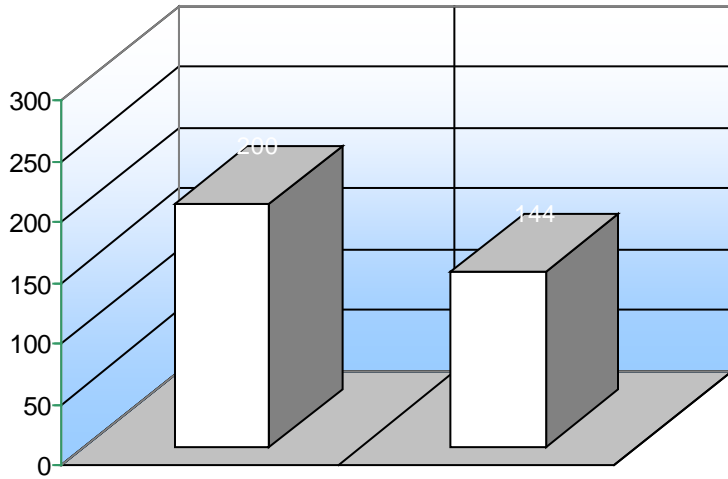
Within the Village of Pinecrest, commercial and residential development and redevelopment have been approved or proposed as follows:

1. Lexus of Kendall - Pre-owned –Final documents have been submitted and issuance of building permits is expected within the next few days.
2. Temple Beth Am - Construction of a new two-story and three-story classroom building, and a new combined gymnasium, auditorium, cafeteria, and welcome center building are nearing completion.
3. Crossbridge Church - Construction of the new Church building at the northeast corner of Ludlam Road and Kendall Drive is in progress.
4. Gulliver Schools, Inc. - Construction of a new parking garage, gymnasium, and classrooms is in progress at Gulliver Preparatory school.
5. Pine Park Villas – Construction of 18 new townhomes at 7520 SW 100 Street is in its final stages.
6. Volvo Dealership – Construction of a new Volvo Dealership at 8525 Pinecrest Parkway is complete and a certificate of occupancy will be issued pending completion of final inspections.
7. Chick-Fil-A - A site development plan for development of a new Chick-Fil-A restaurant at 13001 Pinecrest Parkway has been approved and it is expected that an application for building permits will be submitted within the next few weeks.
8. Pinecrest Town Center – 12745 Pinecrest Parkway – This shopping center is in the process completing several architectural improvements and updates to its exterior façade and signage.
9. Temple Bet Shira - True North Academy at Temple Bet Shira has applied for an increase in student enrollment from 325 students to 600 students. Staff and the Village’s traffic engineering consultant have provided review comments.
10. Royal Palm Tennis Club – Royal Palm has submitted plans for the addition of 1 additional tennis court and 4 pickleball courts, and enclosure of outdoor space adjacent to the clubhouse. Plans were approved by the Village Council on September 12, 2023 with the condition that plans for mitigation of noise be reviewed and approved by the Village Council prior to issuance of building permits for the pickleball courts.

VILLAGE OF PINECREST
 BUILDING & PLANNING DEPARTMENT

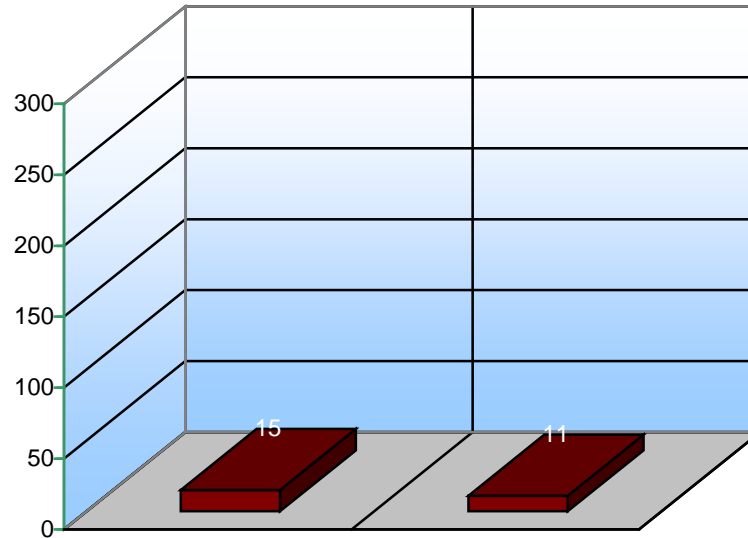
SEPTEMBER 2023 MONTHLY REPORT
 CODE COMPLIANCE CASES OPENED AND BUSINESS TAX RECEIPTS ISSUED
 09/01/2023 - 09/29/2023

CODE CASES OPENED



	September 2022	September 2023
□ Code	200	144

BUSINESS TAX RECEIPTS ISSUED

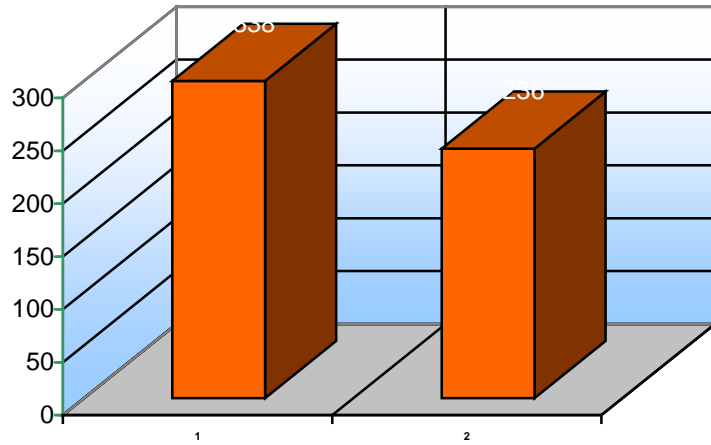


	September 2022	September 2023
■ Business Tax	15	11

VILLAGE OF PINECREST
 BUILDING & PLANNING DEPARTMENT

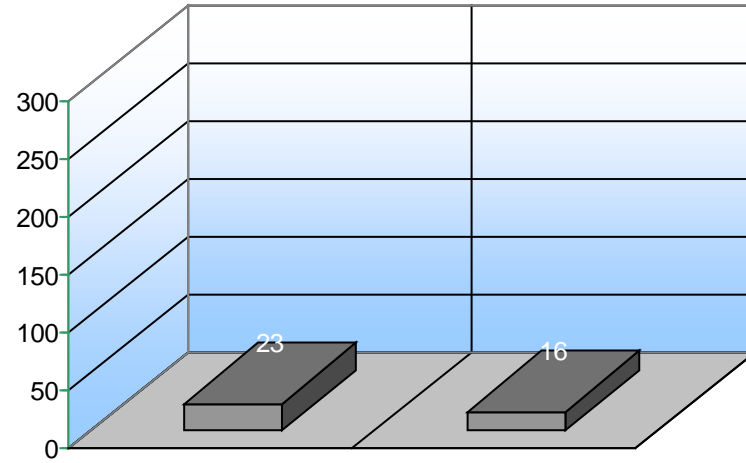
SEPTEMBER 2023 MONTHLY REPORT
 ZONING COMPLIANCE PLANS REVIEWED AND ZONING PERMITS ISSUED
 09/01/2023 - 09/29/2023

ZONING PLANS REVIEWED



	September 2022	September 2023
■ Plan Review	338	236

ZONING PERMITS ISSUED

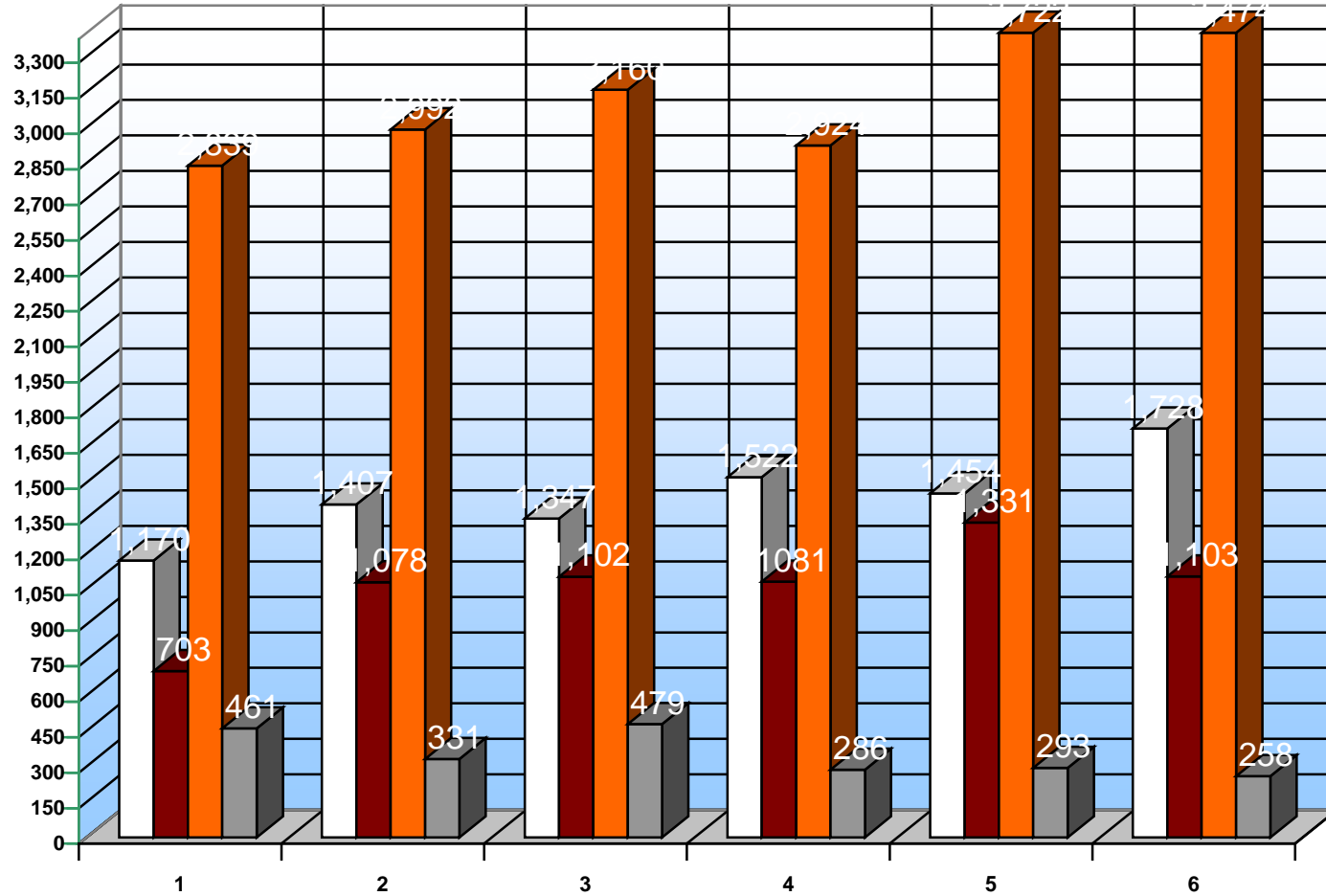


	September 2022	September 2023
■ Zoning Permits	23	16

VILLAGE OF PINECREST BUILDING & PLANNING DEPARTMENT
 HISTORICAL REPORT

CODE COMPLIANCE CASES OPENED, BUSINESS TAX RECEIPTS ISSUED
 ZONING COMPLIANCE PLANS REVIEWED AND ZONING PERMITS ISSUED

FISCAL YEARS - 2017/18 TO 2022/23 - OCTOBER 1ST THROUGH SEPTEMBER 29TH



	2017-2018	2018-2019	2019-2020	2020-2021	2021-2022	2022-2023
Code Cases	1,170	1,407	1,347	1,522	1,454	1,728
Business Tax	703	1,078	1,102	1,081	1,331	1,103
Plan Review	2,839	2,992	3,160	2,924	3,722	3,474
Zoning Permits	461	331	479	286	293	258



Robert C. Mattes, CPRE
Parks and Recreation Director
parks@pinecrest-fl.gov

MEMORANDUM
Department of Parks and Recreation

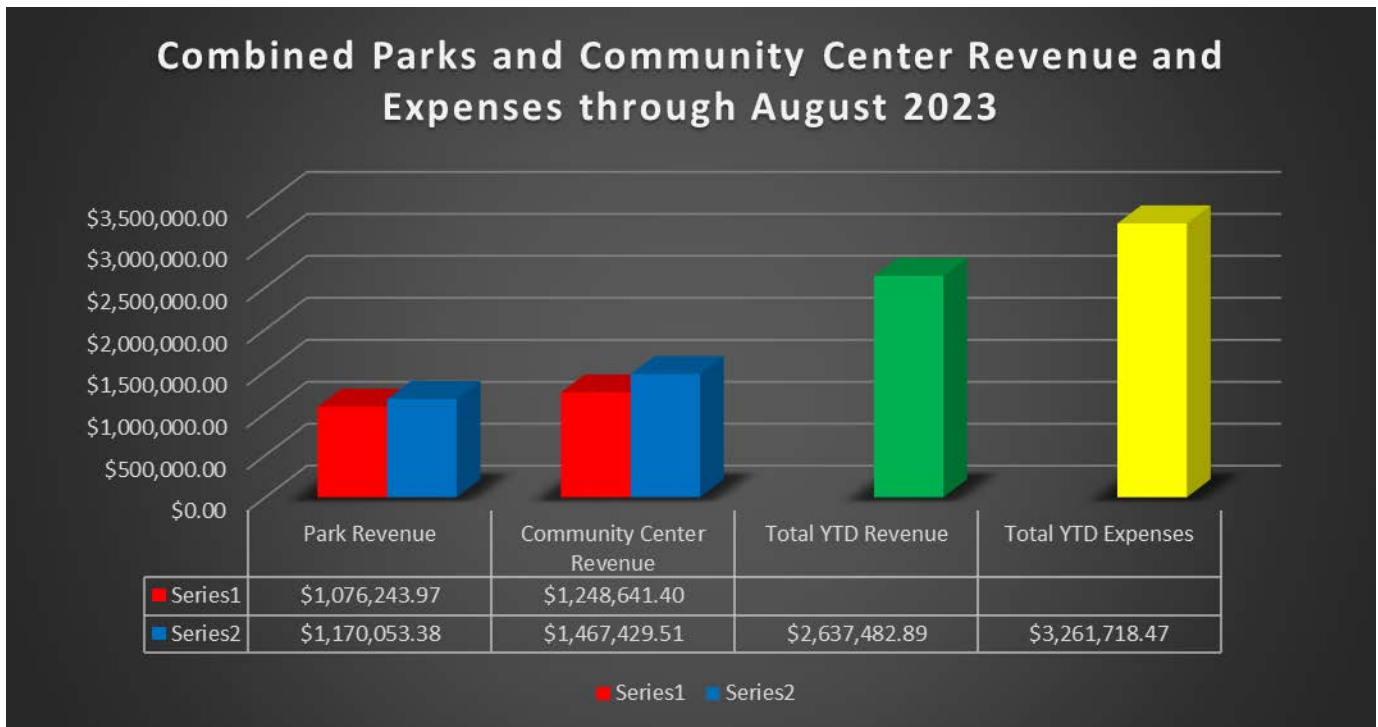
DATE: September 28, 2023
TO: Yocelyn Galiano, ICMA-CM, Village Manager
FROM: Robert C. Mattes, CPRE, CPSI, Parks and Recreation Director
RE: September 2023 Monthly Report

The Parks and Recreation Department has seen a very active September. After-school programs have started back up and participation continues to grow. The senior citizen programs have remained active, especially the Zumba Gold program which had to move to Evelyn Greer Park due to the community center rooms being too small to fit all of the new participants. Additionally, the department has started its first-ever program specifically designed for participants with special needs. The S.T.A.R.S. program debuted on September 24 and currently has 15 participants in the weekly program. S.T.A.R.S. is a program designed for children ages 5-16 with special needs. It focuses on positivity, encouragement, socialization, art, and sports. Each child will be provided with support to participate in the fully inclusive recreational program.

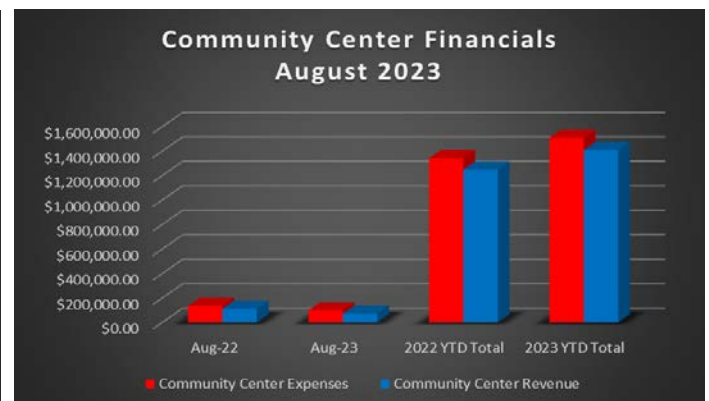
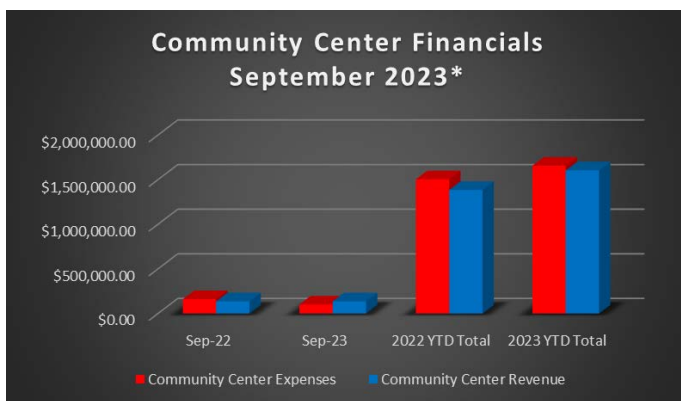
Over the past year, the department has been working diligently to reach Council's strategic planning goal of maintaining an 80% cost recovery for the Parks and Recreation Department. As of August, the department continues to maintain that rate and will continue to monitor for future budgets.



The following graphics represent general performance metrics for the Parks and Recreation Department and Pinecrest Community Center.

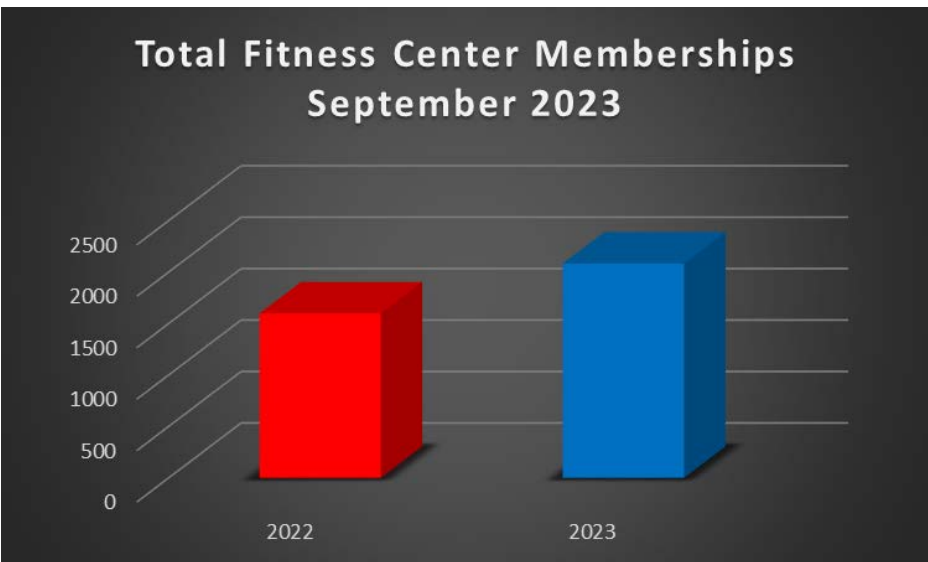
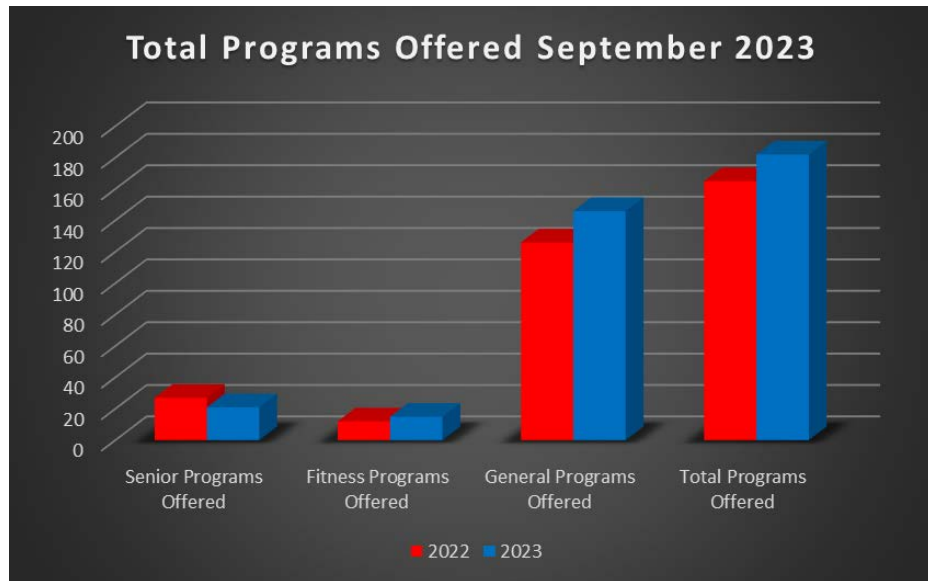
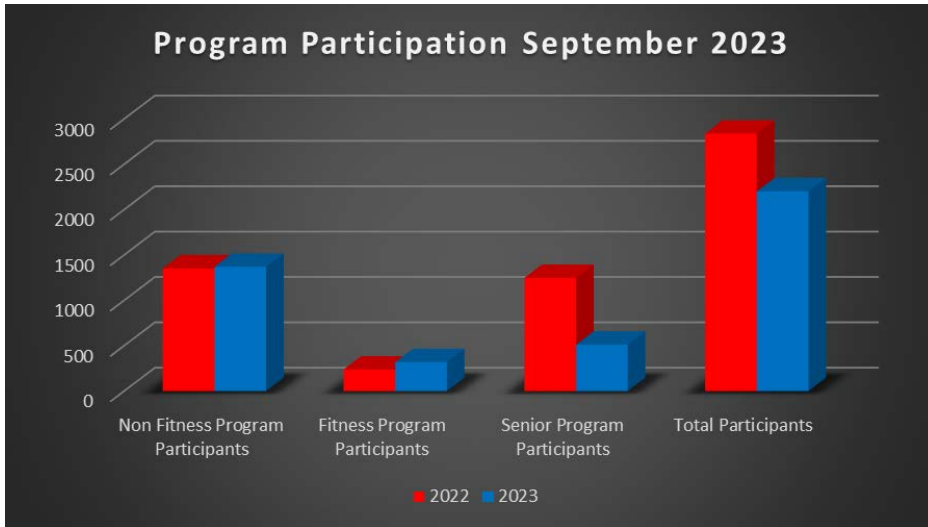


As of August 30, the Parks and Recreation Department was operating at **80.86% Fiscal Year cost recovery**.

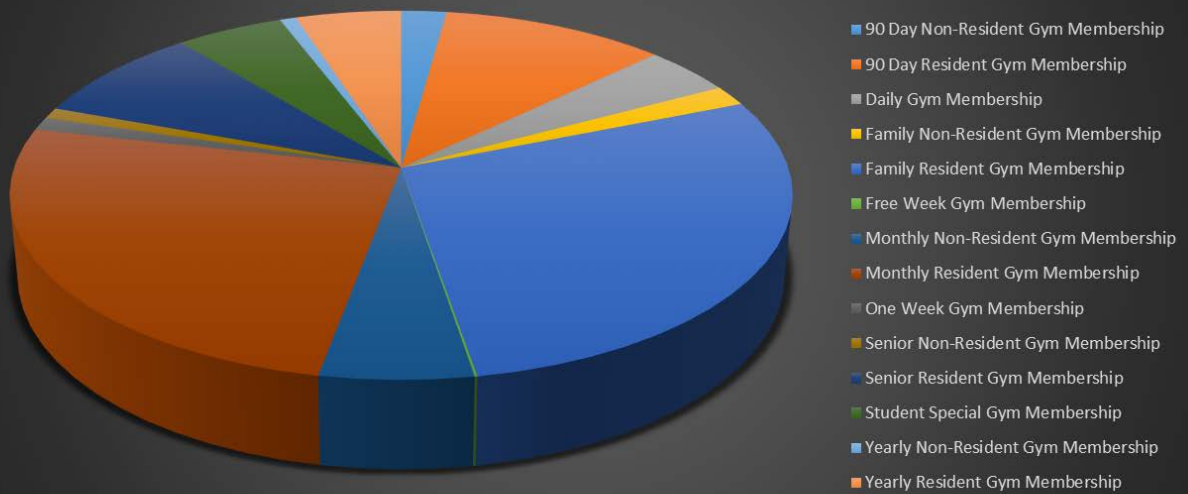


*Please note that the above graphic does not represent the final Community Center revenue or expenses for August. Updated September revenue and expenses will be reported in the October report.

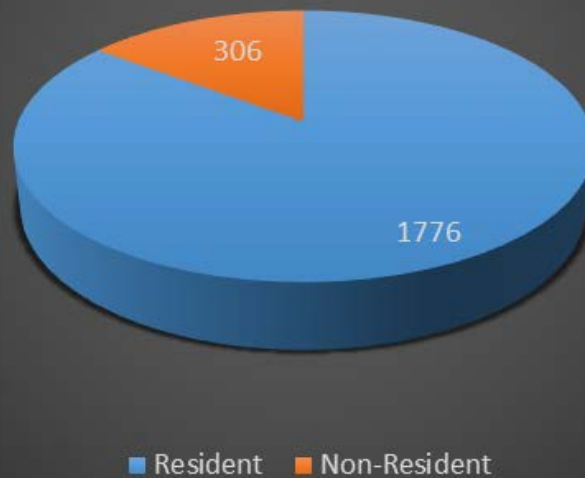
General Parks and Recreation Data



Fitness Center Membership Breakdown September 2023

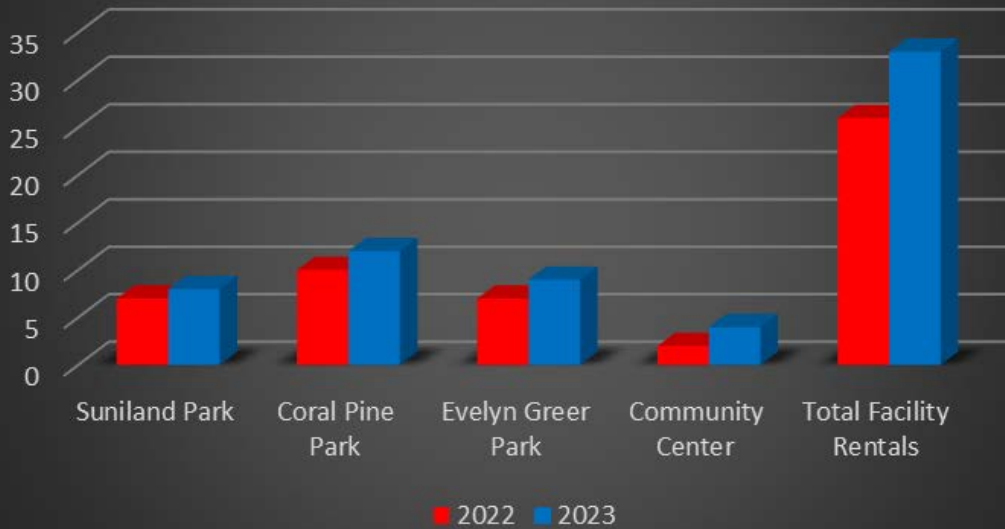


Fitness Center Membership Residency September 2023

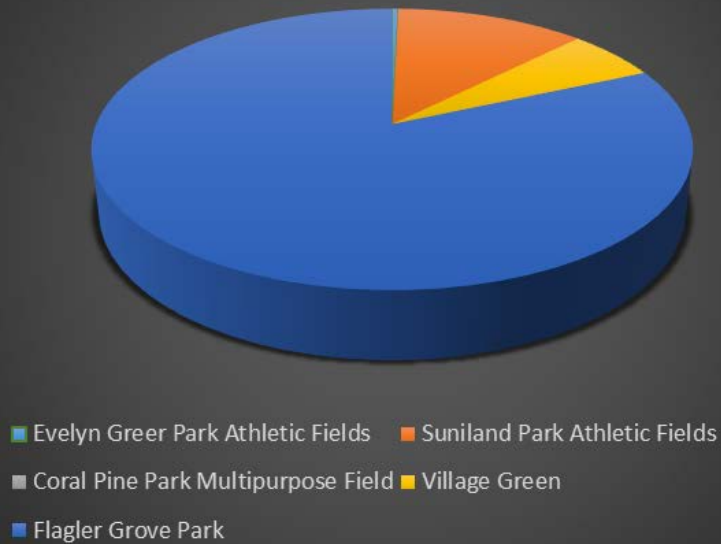


In September 2023, 85.3% of fitness center participants were Pinecrest Residents.

Facility Rentals September 2023



Athletic Field Rentals September 2023



The Pinecrest Parks and Recreation Department is proud to partner with various youth sports associations to offer opportunities for young people to learn new skills and develop their athletic proficiencies. The above field rental chart represents the ratio of athletic field rentals outside of regular league play.

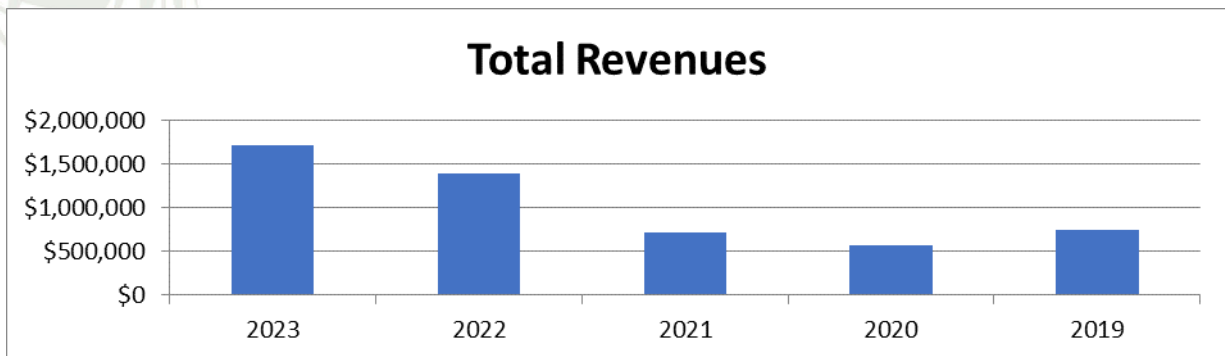
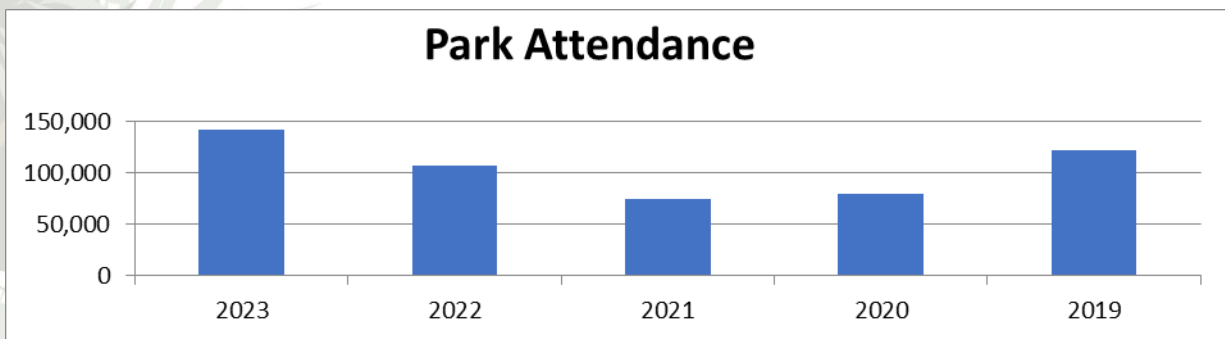
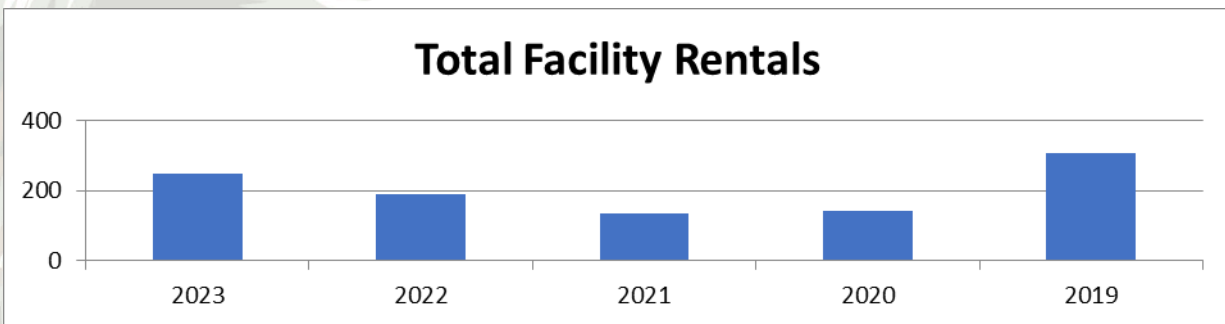


Cristina Blanco
Pinecrest Gardens Director
cblanco@pinecrest-fl.gov

MEMORANDUM
Pinecrest Gardens

DATE: October 2, 2023
TO: Yocelyn Galiano, Village Manager
FROM: Cristina Blanco, Pinecrest Gardens Director *Cristina Blanco*
RE: Pinecrest Gardens September 2023 Monthly Report

The following charts highlight five-year performance measures, YTD through September.



ADDENDUM
(For Council Review)
September Highlights

Jazz/Tropical Nights Series

- Currently at 396 full season subscribers for the 23-24 Jazz season. Single tickets on sale now.
- Tropical Nights subscriptions went on sale August 14th, currently at 74 full series subscriptions. Subscription sales will be on sale through October 6th.

Notable Details

- On 9/21 & 22, Pinecrest Gardens hosted Film Tribe Entertainment who were on site filming a two-day television commercial for Cosentyx featuring Cyndi Lauper and Michelle Bernstein. Filming took place inside Cypress Hall and various other locations throughout the Garden. The two-day film production grossed \$10,800 in revenues for PG.

Education

- Programming
 - PG Owned Programs
 - Little Lizards – registration open, program begins 10/1.
 - Collaborative Adult Programs
 - Curious Gardner – Garden to Glass
 - 9/21 – sold out at 21 attendees.
 - Third Party Programs
 - The Paper Tree House: Co-School Home School Semester began – currently at 13 registrations.
 - Discovery Lab: Parents Night Out: 9/23 - 10 participants
 - Parents Night Out is a drop off program intended for parents to enjoy a night out as their Jr scientists apply STEAM education principles while engaging in science and art activities at the Gardens.
 - Pinecrest Dance Project - Parent & Me sessions began 9/1, currently at 110 active memberships.
 - Field Trips & Tours
 - Total number of field trips for August – 5
 - Total number of people (adults & children) - 158
- Upcoming/Other
 - 10/7 – First of recurring Saturday Garden Tours.
 - 10/21 – Arts for Wellness Day
 - Learning Garden – ongoing maintenance and activations.
 - Interpretive, historical, and botanical signage development in progress.
 - New educational brochure in progress.

Banyan Bowl Events

Gardens Co Produced Shows

- 9/24 – Jazz Educators Community Coalition with Nicole Yarling, 75 people in audience.

Other

- Two audio and one lighting refresher classes given to the Banyan Bowl crew in preparation for upcoming season.
- New house speakers and Hi Side lighting have been installed.

Horticulture

The horticulture team has been operating without one gardener, nevertheless Gardens maintenance and beautification continued.

- September provides a perfect horticultural collision of garden plant growth, weed propagation, and rainy weather. Most gardening activities have involved trimming, weeding, and cleanup. Heavy leaf drop is a constant maintenance issue.
- Pinecrest Gardens hosted a corporate group of HP volunteers, who cleared an area of vines and weeds around the maintenance garage and behind Splash 'n Play. This was essential for equipment and material storage for the busy upcoming event season. The volunteers had a good experience and are considering including working in the Gardens on their yearly outreach schedule.
- The 57th Avenue entrance driveway was cleared of overgrown landscaping plants in preparation for a new design installation.
- The Croton collection efforts continued. Many of the Gardens crotons are spontaneous unnamed seedlings or varieties that are not well known and difficult to identify. We hope to widen our verification of names by appealing to the international community of croton enthusiasts.
- Plant identification signage was compiled, proofread, and ordered. We look forward to making much more information available to visitors as they experience the Gardens.



MEMORANDUM
Department of Public Works

DATE: October 2, 2023

TO: Yocelyn Galiano Gomez, ICMA-CM, LEED GA, Village Manager

FROM: David J. Mendez, P.E., Public Works Director

RE: Public Works Department July 2023 Monthly Report

Project Updates:

Street Trees

- 160 street trees have been planted this fiscal year, including 67 with the County Tree Grant of which the Village is responsible to pay for 30.

Drainage

- **Palmetto Island Drainage Project** – Construction complete.
- **Stormwater Master Plan** – Basins **1, 2, 3, 4, & 6** are under design.
- **Pinecrest Gardens** – new drainage for NW corner of parking lot – complete
- **Three localized drainage projects** – under design
- **Ludlum/124 St swale grading** – construction 90% complete

Streetscape Projects

- Decorative street sign installation commenced on October 2019 and completion is scheduled for 2023. The project is **92%** complete. Once ALL signs have been installed PW will begin updating the signs in a logical, predictable, area by area process.

Grants

- FDOT County Incentive Grant Program (CIGP) application was submitted December 6.
- Vulnerability Assessment - grant submitted 2-28-22 – Approved for \$195,000 from FDEP. Study underway.
- TA Grant for **Kendall Drive SUP** submitted February 2022. Power point was prepared and submitted on 3/16/22 for presentation on 3/31/22. FDOT awarded the Village \$720K for FY 2028. Project underway. 90% plans submitted to FDOT 9/15/23
- TA Grant for **Ludlum Road SUP** was submitted February 2023. Village presented to FDOT on 3/13/23. FDOT awarded the Village \$1M for FY 2029. Design consultant selection by end of September for October Council award.
- Village approved for a \$55,000 Planning Grant for SW 82 Ave Complete Streets from TPO as part of their Municipal Grant Program. A 20% match (minimum) is required by the Village. Project underway.



Traffic Studies and Signals Updates:

- Transportation Master Plan – Council approved the 2020 prioritization list. Public Works is implementing the Council approved prioritization list.
- Wayside Market – County has allowed use of pre-pandemic ped counts – design is underway.
- FDOT completed analysis of sidewalk connection at the NB SR826 ramp and determined that a sidewalk connection was not feasible. Subsequent meeting with FDOT: FDOT will re-visit the original analysis. In addition, this area is part of a PD&E study and the closure of the 100th St ramp to Palmetto NB may be closed
- MDC DTPW initiated a ped study for the intersection of Red Road and Kendall Drive. The County will implement their original conceptual plan and will include decorative concrete crosswalks by an ILA that will look like the cross walks at Ludlum and Kendall. County to hold a virtual meeting with Pinecrest residents as construction is imminent.

Traffic Calming

- Traffic Circle: SW 128 Street and 82 Avenue, per TMP; preliminary schematic returned 1 in favor, 1 against, pending Council policy.
- Radar speed limit sign: installation on Red Road (SB) south of 128 St.- New location proposed by PD. Installation by contractor is complete
- SW 132 Street and 82 Avenue – Ballot results: unanimous opposed.
- Construction of the roundabouts on Ludlam and Old Cutler Road and on 136 St and 67th Ct. has started.
- Ballots for speed humps on SW 81 Rd were distributed – insufficient response – less than 2/3 of residents responded

Sidewalk/ Bikeways

- **SW 136th St Bridge Replacement Project (County)** – construction delayed for 8-12 months (from 9/2021) due to FPL conflict/relocation. No updates from DPTW. However, PW has witnessed FPL crews in the area relocating facilities, however there is no firm date from the County when this critical project will begin.
- **Ludlum Rd. SUP from Howard Dr. to Kendall** – see previous sections for update.
- **Kendall Dr SUP:** Design in progress. Plans submitted to FDOT for comments and they are being implemented by the consultant.
- **SW 100 St from 72 Ave to 73 Ct.** sidewalk installation – Due to conflict with Potable Water Project this project will be delayed until all restoration and conveyance to WASD has been completed. Sidewalk construction expected to begin in September
- **SW 132 St from 82 Ave to US 1** – Project is 95% complete
- **SW 104 St from 77th Ave. to east of US 1** – Sidewalk installation complete

Utilities, Plan Reviews, Inspections – for the month of September

- Permits Reviewed – 144
 - Building (BL) – 73
 - Public Works (PW) – 21
 - Tree Permits (PZ) – 20
 - PW Final Inspection - 30

Development Projects

- Gulliver/Crossbridge Church Phase 2 - has started. Project will include utility connections on Kendall Drive and widening on 67th Ave for a new driveway entrance for Gulliver. Construction on 67 Ave is mostly complete. The widening and curb & gutter is 90% complete. Utility work on Kendall Drive has been completed. The contractor is installing ped crossing lights on 67th.
- TBAM - all utility work in the ROW complete except for Fire Hydrant relocations. Several issues with the proposed restoration of Kendall Drive and SW 60th Ave. On SW 60th Ave the contractor neglected to install a planned retaining wall – no work has been accepted by PWD. On Kendall the design is incompatible with existing conditions.
- Watermain Project – See attached Progress Report
- Active FPL UG permits: 14

Maintenance Activities:

- Tree Crew
 - Tree canopy trimming Village wide is in progress.
 - Provide assistance to Downrite Engineering (Potable Water Project) to eliminate conflicts between equipment and tree canopy
 - Collect and dispose of palm fronds Village-wide. (on-going weekly)
- Pothole / Shoulder Repair – 6
- Sign Repair - 39
- Stormwater Drains Inspected -79
- Shopping Carts Removed – 2
- Graffiti Removal – 14

Additional Tasks / Work Orders

- Village Hall & Police Department clean up (On-going)
- Pick up palm fronds over at village hall entrance
- Install Speed humps 11821 SW 81 RD
- Remove low hanging tree branches east intersection on 80 AVE & 128 ST
- Remove low hanging tree branches on stop sign 133 ST & 113 ST
- Remove low hanging tree branches 7800 SW 132 ST
- Remove low hanging tree branches near pedestrian crossing sign 77AVE
- Remove low hanging tree branches on 128 ST & 82 AVE SW corner
- Remove low hanging tree branches off 35M.P.H. sign on 132 ST & 77 AVE
- Remove low hanging tree branches on 63 AVE & 110 ST
- Remove low hanging tree branches on 112 ST & 65 AVE
- Remove low hanging tree branches off st sign 64 AVE & 106 ST
- Remove low hanging tree branches on 120 ST & 80 RD
- Remove low hanging tree branches on 130 ST & 84 AVE
- Remove low hanging tree branches blocking stop sign 63 AVE & 130 TERR.
- Remove low hanging tree branches blocking stop sign 84 AVE 7 132 ST
- Remove low hanging tree branches on 81 RD through 82 AVE on 120 ST

- Remove low hanging tree branches off sidewalk on 133 ST & 82 AVE
- Remove low hanging tree branches on 133 ST & 79 AVE
- Remove low hanging tree branches on 68 CT & 136 ST
- Remove low hanging tree branches blocking stop sign on 112 ST & 62 AVE
- Remove low hanging tree branches off sidewalk on 124 ST & 67 AVE
- Remove palm fronds on street 112 ST & 67 AVE
- Remove low hanging coconut Palms 64 AVE & 106 ST
- Remove three signs - US1 & 136 ST (pressure washing /compro carro/rent sign)
- Fix upside down stop sign, exit of village hall
- Remove for rent sign on electric pole 128 ST & US1
- Remove basketball sign US1 & 128 ST
- Pick up litter from 84 AVE to US1
- Pick up litter on US1 & 112 ST
- Pick up litter on 72 AVE & 104 ST
- Pick up litter on 77 AVE & 104 ST
- Pick up litter on 82 AVE & 120 ST
- Pick up litter from 117 ST through 112 ST on US1
- Remove overgrown suckers off oak tree across 12035 SW 82 AVE
- Remove overgrown suckers on 124 ST & 81 AVE
- Palmetto high school – storm drain maintenance
- Palmetto middle school – storm drain maintenance
- Pinecrest elementary school– storm drain maintenance
- Unload and install Dry boards- 1 for EOC, 1 for Leah’s office
- Bus stop maintenance – 112 St & 62 AVE
- Sidewalk – 124 ST & 71 AVE
- Sidewalk – 124 ST & 72 AVE
- Sidewalk – 11833 SW 81 RD
- Sidewalk inspections / blow 102 / 96 ST – 60 AVE
- Buy paint to paint pole – removing graffiti on electric pole at Dairy Queen
- Work Order – Remove file cabinet from B.P.D & store in ramp
- Clean Fuel Tank Area at public Works department yard
- Work Order – Assemble tread mill police department
- Work Order – Assemble credenza for building department/ remove empty boxes
- Work Order – Install 6 boxes of ceiling tiles for code enforcement office
- Work Order – Make copies of keys for Nicole
- Work Order – Replace lightbulbs ,vehicle ramp leading up to second floor
- pd
- Work Order – Remove pinecrest wrap from Nissan 2012 Nissan lead -bp
- Work Order – Remove file cabinet and take downstairs - bp
- Work Order – Village hall men’s bathroom - handicap needs battery
- changed
- Work Order – Remove all trash at village hall on the second floor trash cans - pd
- Work Order – Replace a fallen anchor from wall file -pd
- Fix Delineators on 112ST & US1
- Guardrail restoration 60 AVE SW 91 St







Potable Water Project Update:

All of the water mains have been installed – more than **103,000** linear feet.

15 of 16 sub-Phases have been conveyed to WASD: Phases 1A, 1B, 1C, 1D, 2A, 2B, 2D, 3A, 3B, 3C, 3D, 4B, 4C, 4D. This represents **94%** of the total project length. All of the property owners in the aforementioned sub-Phases have been provided step by step connection instructions.

At long last Phase 2C of the subject project has been conveyed and its residents can now establish an account with WASD. PW has distributed notifications to each homeowners for all phases.

Phase 4A was the last sub-Phase to be permitted by WASD and construction did not begin until March 31, 2023; consequently, it will be the last sub-Phase conveyed. The FDOH letter was received on 9/15. The contractor will complete 7 tie-ins beginning Thursday, 9/28. Asphalt restoration will begin immediately thereafter (Scheduled to begin 10/2). The conveyance package will be completed with the finalized as-builts and this project will at long last be complete.

Restoration of the east side of Matzner Park is complete. The west side of the park will be restored once all of the pavement and sod restoration has been completed in Phase 4A. Full restoration of the Park will be complete by the end of October.

Pincrest Water Main Improvements											
Closeout Summary											
Phase	STATUS Watermain / laterals/ fire hydrants	Flushing	Pressure Test	Passing Bacteriological Samples	Notice of Acceptance Letter from FDOH	As-builts			M-DWASD Conveyance Complete (Bill of Sale, warranty, maintenance bond, releases of lien)	Swale Restoration	Final Road Restoration
						1st Submittal	2nd Submittal	Approved			
1A	Complete	Complete	Complete	Complete	Complete	08/10/22	09/12/22	09/22/22	03/15/23	Complete	Complete
1B	Complete	Complete	Complete	Complete	Complete	08/10/22	09/22/22	09/23/22	03/15/23	Complete	Complete
1C	Complete	Complete	Complete	Complete	Complete	08/22/22	10/18/22	11/03/22	04/03/23	Complete	Complete
1D	Complete	Complete	Complete	Complete	Complete	09/01/22	02/10/23	02/15/23	04/03/23	Complete	Complete
2A	Complete	Complete	Complete	Complete	Complete	01/06/23	02/24/23	02/28/23	04/28/23	Complete	Complete
2B	Complete	Complete	Complete	Complete	Complete	01/06/23	02/27/23	04/03/23	05/23/23	Complete	Complete
2C	Complete	Complete	Complete	Complete	Complete	07/01/23			09/15/23	Complete	Complete
2D	Complete	Complete	Complete	Complete	Complete	02/20/23	02/22/23	03/13/23	05/23/23	Complete	Complete
3A	Complete	Complete	Complete	Complete	Complete	03/08/23	03/28/23	04/10/23	07/10/23	Complete	Complete
3B	Complete	Complete	Complete	Complete	Complete	03/08/23	03/17/23	04/03/23	07/29/23	Complete	Complete
3C	Complete	Complete	Complete	Complete	Complete	03/10/23	03/24/23	04/10/23	07/29/23	Complete	Complete
3D	Complete	Complete	Complete	Complete	Complete	03/13/23	03/24/23	05/01/23	07/10/23	Complete	Complete
4A	100%	Complete	Complete	Complete	Complete	08/29/23	09/12/23		TBD	90%	TBD
4B	Complete	Complete	Complete	Complete	Complete	03/21/23		06/09/23	08/03/23	Complete	Complete
4C	Complete	Complete	Complete	Complete	Complete	03/21/23	04/07/23	05/25/23	08/03/23	Complete	Complete
4D	Complete	Complete	Complete	Complete	Complete	03/21/23	04/07/23	06/09/23	08/03/23	Complete	Complete



Yocelyn Galiano, ICMA-CM
Village Manager
manager@pinecrest-fl.gov

MEMORANDUM
Office of the Village Manager

DATE: October 2, 2023
TO: The Honorable Mayor and Members of the Village Council
FROM: Yocelyn Galiano, ICMA-CM, Village Manager
RE: **Police Department August 2023 Monthly Report**

	Aug - 22	Aug - 23	Jan - Aug 22	Jan - Aug 23
BAKER ACT-MENTAL	8	3	34	28
DECEASED PERSON	1	2	8	12
DISTURBANCE	47	31	390	364
DOMESTIC VIOLENCE	1	2	19	22
FALSE ALARMS	121	107	893	873
FRAUD/ECONOMIC CRIMES	7	9	61	94
FIELD INTERVIEWS	7	4	22	21
FOUND PROPERTY	0	2	5	28
MISSING PERSONS	0	1	3	4
NARCOTIC VIOLATIONS	0	2	1	7
INDECENT EXPOSURES	0	0	0	0
LEWD & LASCIVIOUS ACT	0	0	1	0
SIMPLE ASSAULT	0	3	25	28
SUSPICIOUS PERSON-VEHICLE	12	9	45	71
THEFT*	34	23	198	265
VANDALISM	2	2	25	17
VEHICLE RECOVERY	0	1	3	5
WARRANT ARRESTS	4	4	19	19
WEAPONS VIOLATION	0	0	0	0

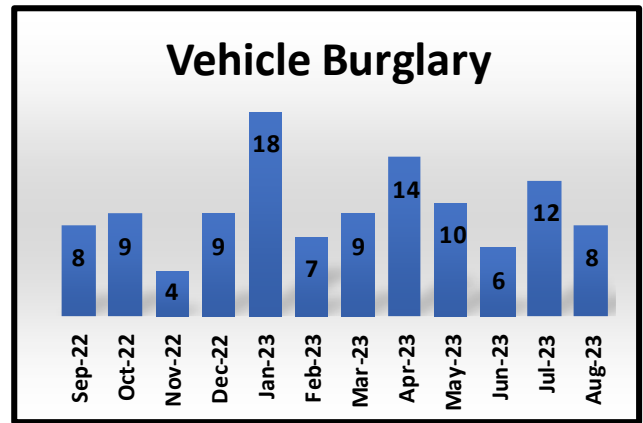
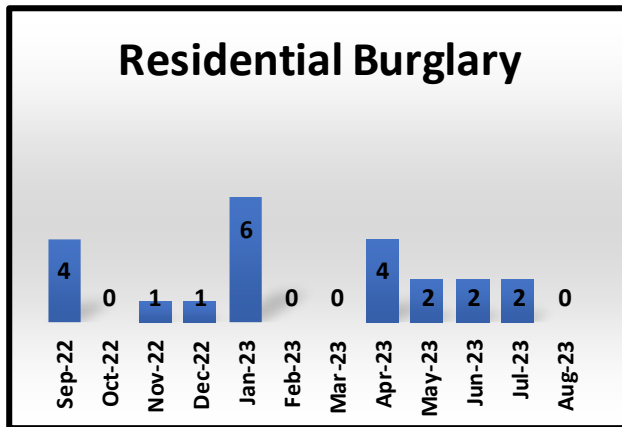
Note: * As of April 2022, Theft includes: Vehicle Burglary, Shoplifting, Theft, and Theft of Vehicle Parts (exterior). These categories were combined due to the state changing the method that they are reported. Comparisons from the same time.



UCR CRIME FOR PINECREST (Rolling 12 Months)

Types of Crimes	Sept 2022	Oct 2022	Nov 2022	Dec 2022	Jan 2023	Feb 2023	Mar 2023	Apr 2023	May 2023	June 2023	July 2023	Aug 2023
Homicide	0	0	0	0	0	0	0	0	0	0	0	0
Forcible Rape	1	0	0	0	0	0	0	0	0	1	0	0
Robbery	0	0	0	0	0	1	0	0	0	1	2	0
Aggravated Assault	1	2	1	4	1	2	1	0	0	0	0	3
Burglary	4	0	1	2	7	0	0	4	2	2	2	0
Larceny	43	31	35	24	35	36	33	30	35	22	36	23
Arson	0	0	0	0	0	0	0	0	0	0	0	0
Auto Theft	1	4	6	1	3	1	2	3	2	3	3	1
Total Part 1	50	37	43	31	46	40	36	37	39	29	43	27

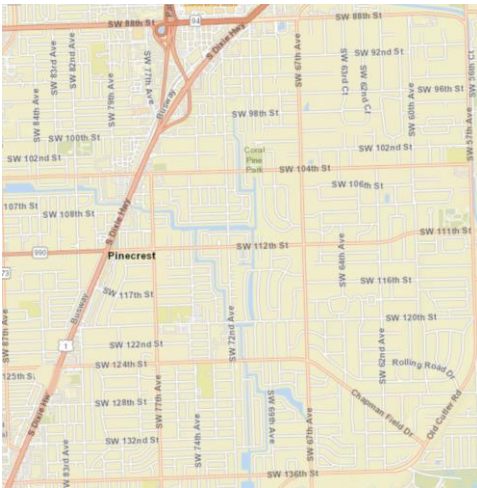
NOTE: Totals are subject to revision as the result of follow up investigation or reclassification by the detective bureau, and therefore may not accurately reflect the final official figures subsequently submitted to FDLE.



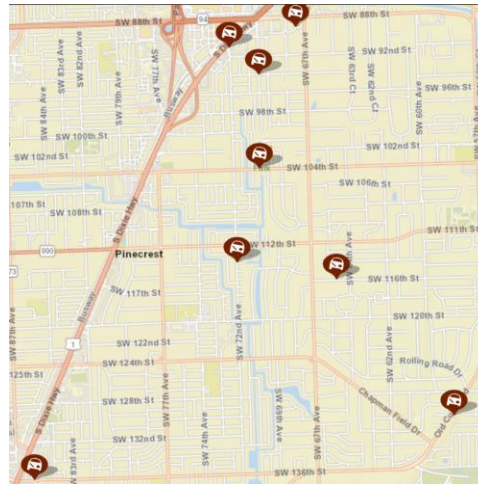
DETECTIVE BUREAU

The Criminal Investigation Section received a total of 24 cases for the month of August 2023. All were assigned to a member of the Investigations Section for follow-up. Thirteen cases were reclassified as inactive due to insufficient investigative leads, or no further police action required, one exceptionally cleared, and seven cleared via arrest.

Residential Burglaries



Vehicle Burglary



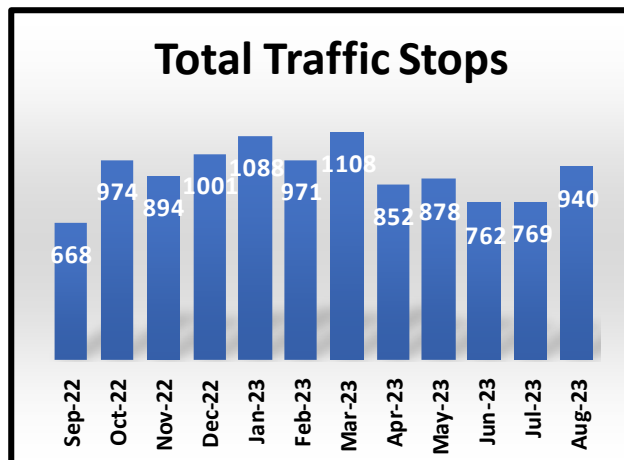
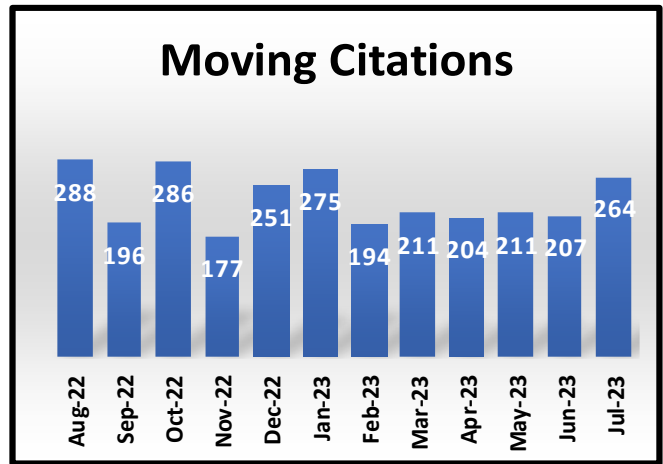
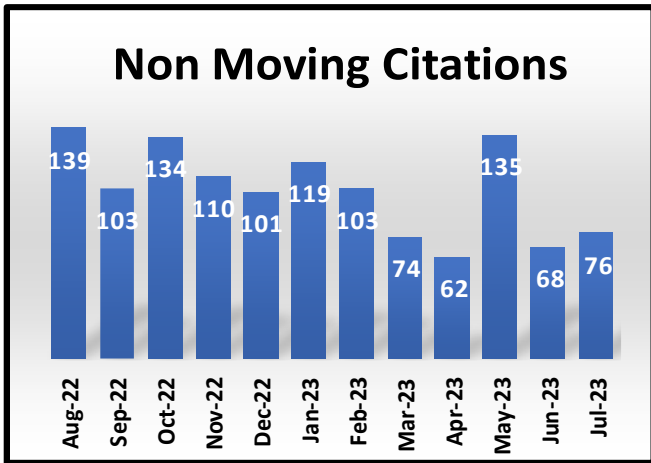
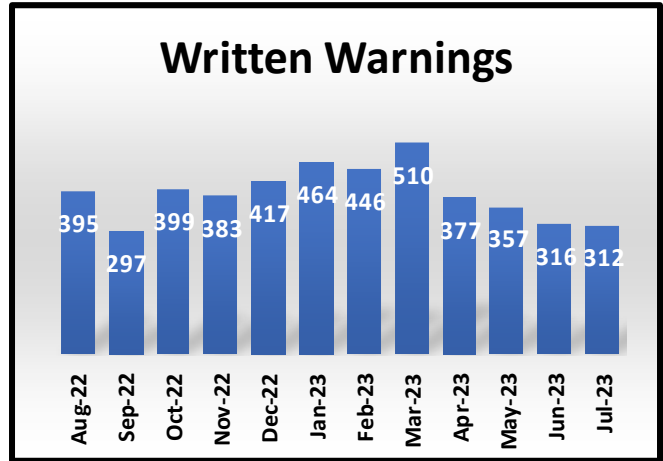
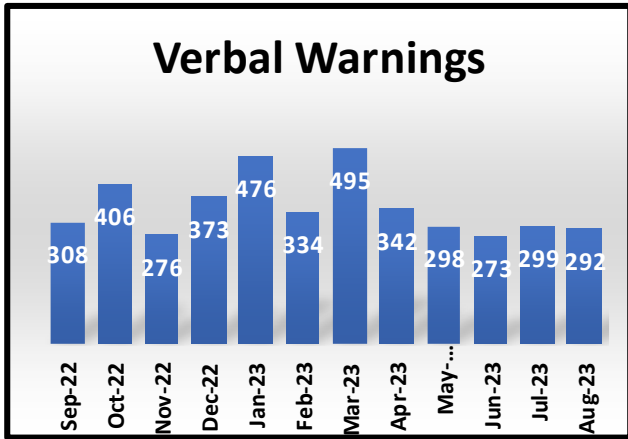
CRIME PREVENTION

There were 771 Crime Prevention tips handed out in the month of August 2023.

VICTIM SERVICES

During the month August 2023, the Victim Services Coordinator contacted 25 victims. All victims were provided with intervention services and support at some level.

TRAFFIC ENFORCEMENT



TRAFFIC CRASHES

	Sept 2022	Oct 2022	Nov 2022	Dec 2022	Jan 2023	Feb 2023	Mar 2023	Apr 2023	May 2023	June 2023	July 2023	Aug 2023	Totals
Crashes Interior	42	41	48	40	53	43	48	42	55	34	36	50	532
Crashes –US 1	32	30	26	28	36	20	28	28	22	32	26	19	327

VEHICLE PATROL MILEAGE

June 2023	July 2023	August 2023
22,659	21,584	22,164

TRAINING

June 2023	July 2023	August 2023
392	288	372

The department attended a total of 372 hours of training in the month of August 2023. Officers A. Garcia and Waddell finished a Crisis Intervention Team training at FDLE. Officer Salgado attended Struggle Well at the PBA. Detective Cobo attended Criminal Law training at Broward College. Sergeant Oliva attended Crime Prevention Residential training at the Martin County Sheriff's Office. Detective Cobo attended Techniques for Trial Depositions at Miami Dade Police Special Training Institute. The department attended Active Shooter training at Beth Am and St. Louis.

MEETINGS WITH OTHER AGENCIES AND CITIZEN GROUPS

- Aug 2 - Captain Osores attended a Resilience Training Implementation meeting via Zoom.
- Aug 3 - Chief Cohen and Captain Cruz attended the Miami Dade County Association of Chiefs of Police meeting at the City of Miami.
- Aug 8 - Captain Osores attended a Lunch and Learn Amici Clinics S. Florida in Hollywood.
- Aug 17 - VSC Vivancos attended Certified Event Interventionist training at the station.
- Aug 18 - Captain Osores attended LIMS meeting online.
- Aug 22 - VSC Vivancos attended a CIT Coalition meeting at 7415 Corp. Center Dr.
- Aug 28 - Captain Osores attended an Idalia: Potential Flooding Impact meeting online.
- Aug 29 - Captain Cruz attended a Jewish High Holidays meeting at FDLE.
- Aug 29 - Captain Osores attended a Dashboard with Gabriela Wilson meeting online.
- Aug 30 - Captain Osores attended a Legacy Facility Tour in Ft. Lauderdale.
- Aug 31 - Captain Osores attended a Community High Holidays Security Training in Wynwood.

CITT Report

TOTAL BOARDINGS

3,082

AVERAGE WEEKDAY BOARDINGS

145.1

AVERAGE MILES PER DAY WEEKDAY

192.71

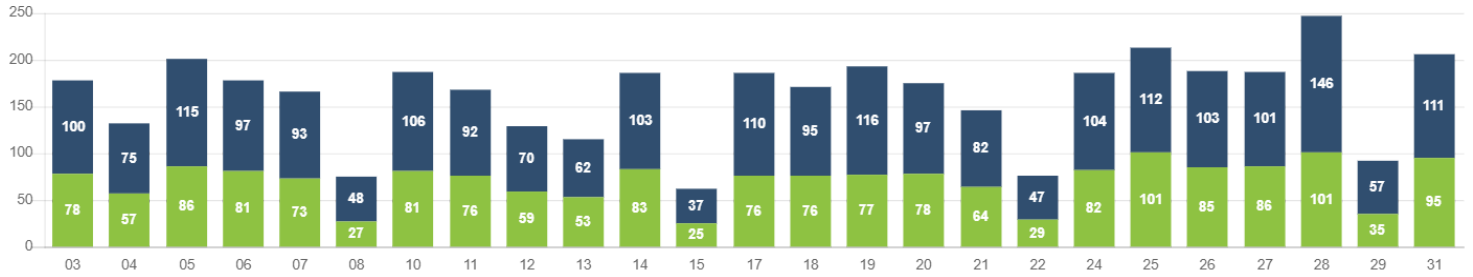
AVERAGE WEEKEND BOARDINGS

40

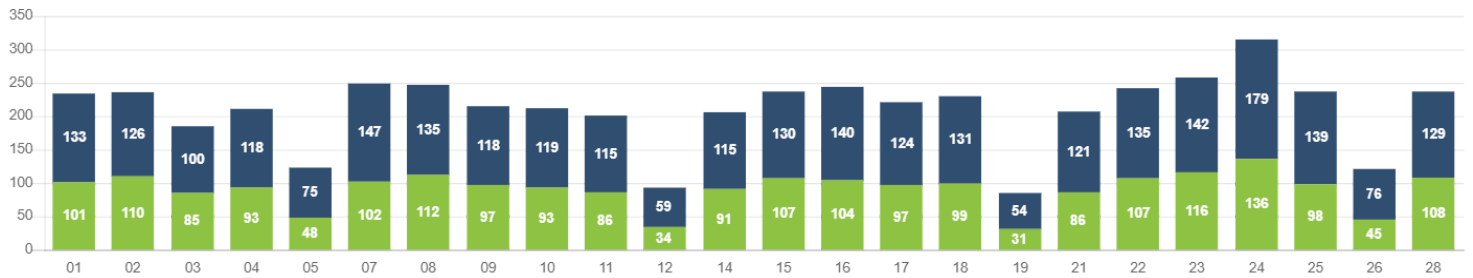
AVERAGE MILES PER DAY WEEKEND

46.69

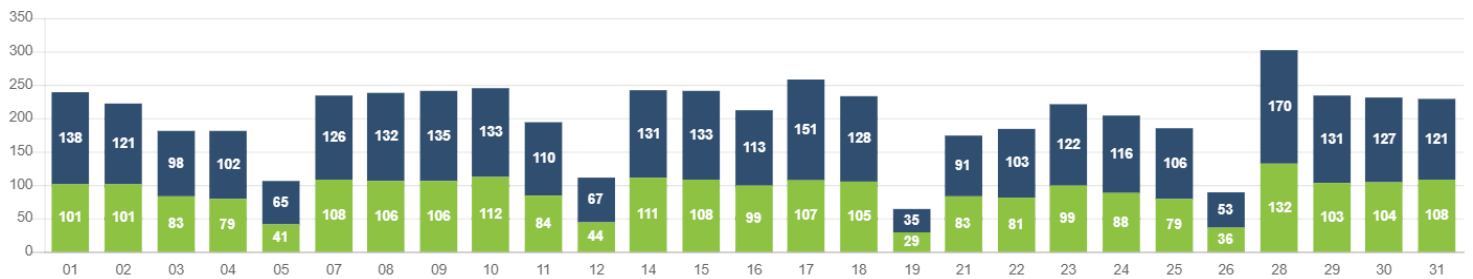
PASSENGERS AND RIDES - JANUARY



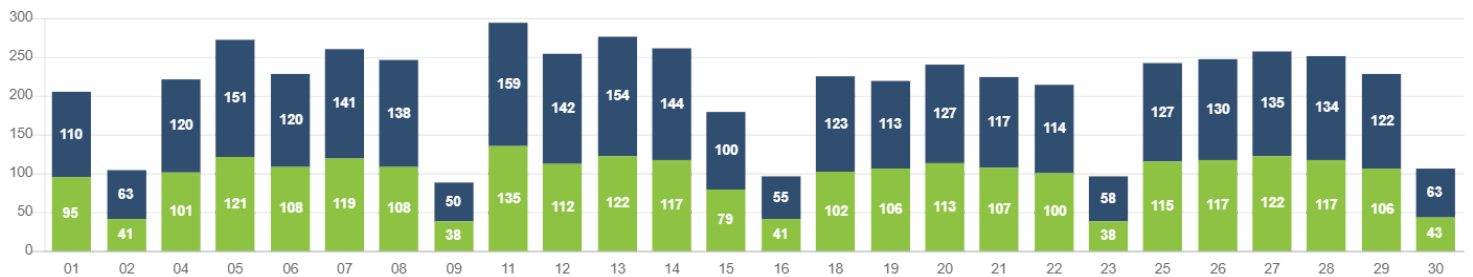
PASSENGERS AND RIDES - FEBRUARY



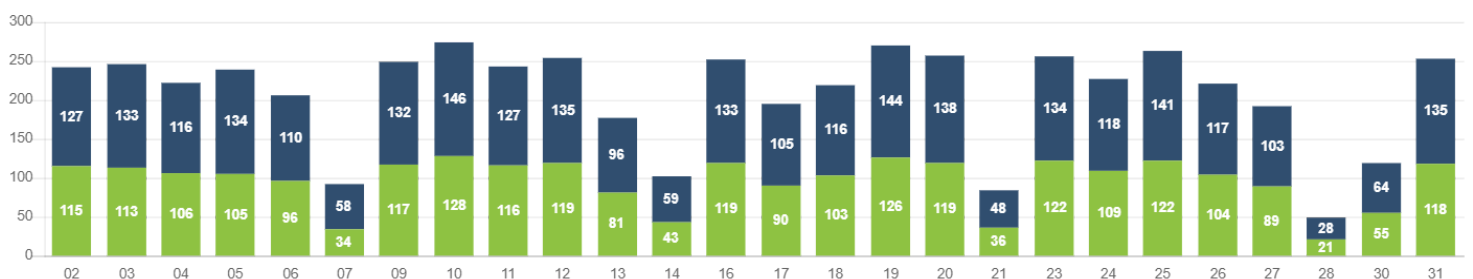
PASSENGERS AND RIDES - MARCH



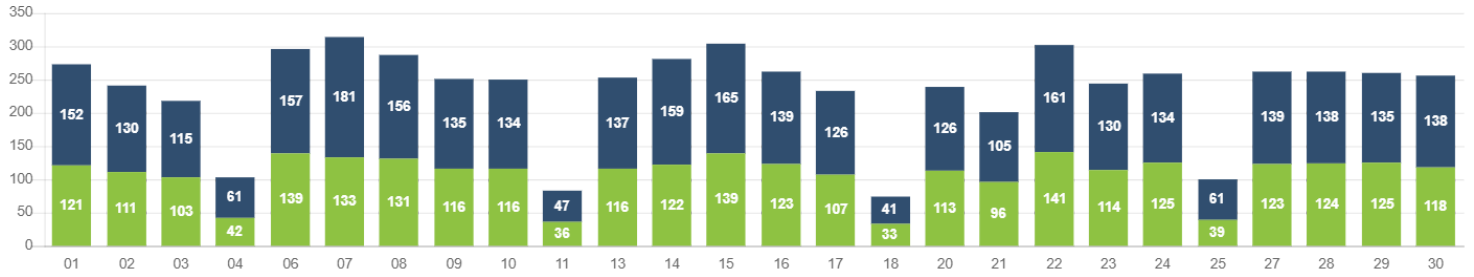
PASSENGERS AND RIDES - APRIL



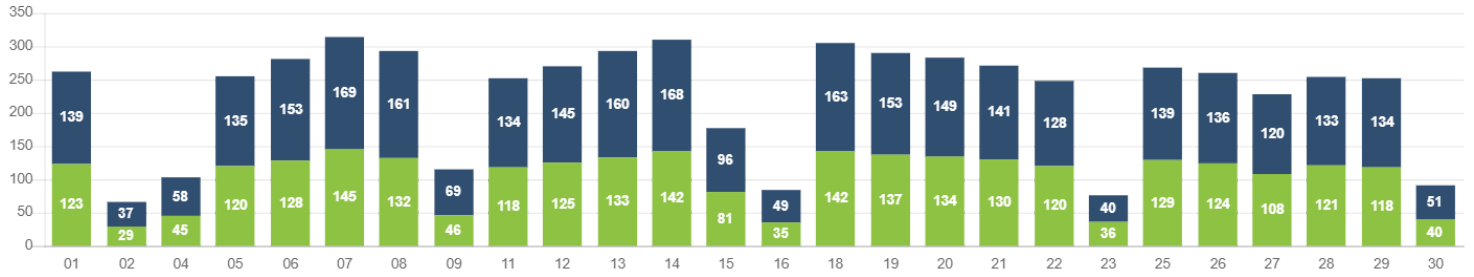
PASSENGERS AND RIDES - MAY



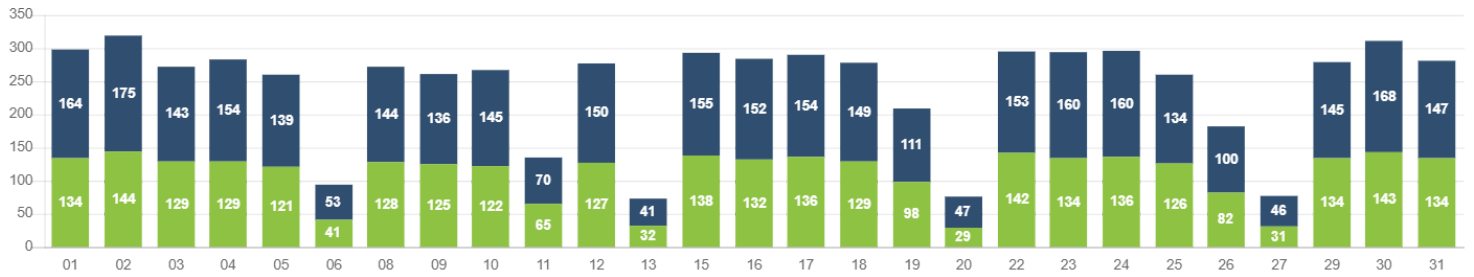
PASSENGERS AND RIDES - JUNE



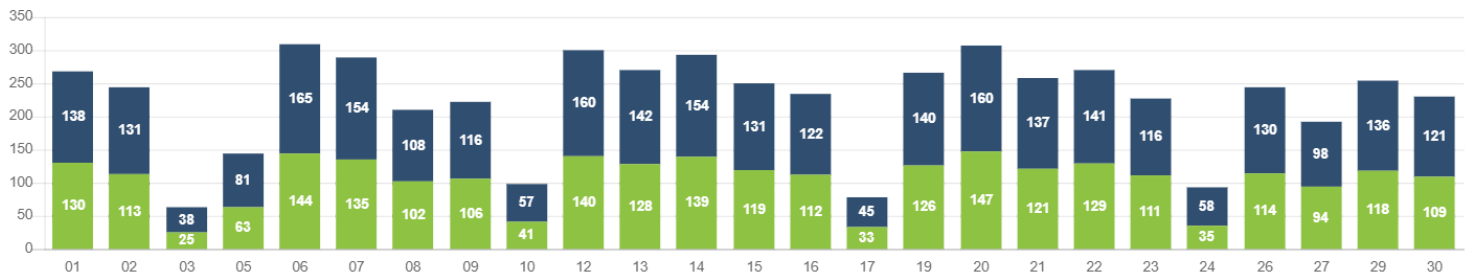
PASSENGERS AND RIDES - JULY



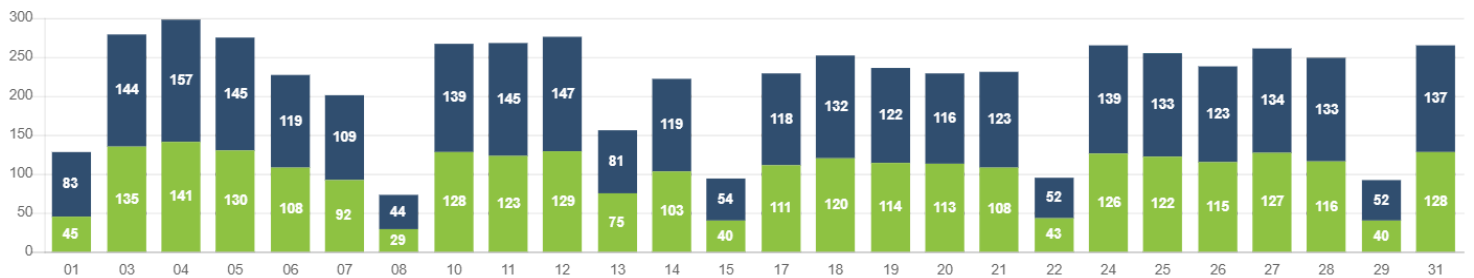
PASSENGERS AND RIDES - AUGUST



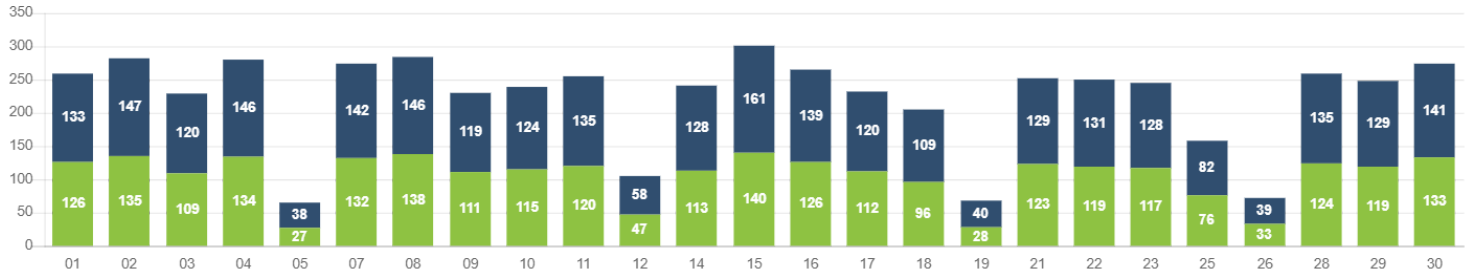
PASSENGERS AND RIDES - SEPTEMBER



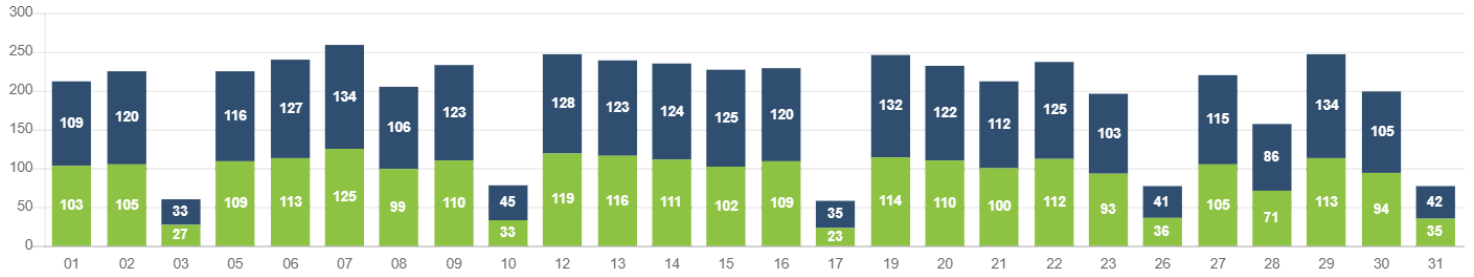
PASSENGERS AND RIDES - OCTOBER



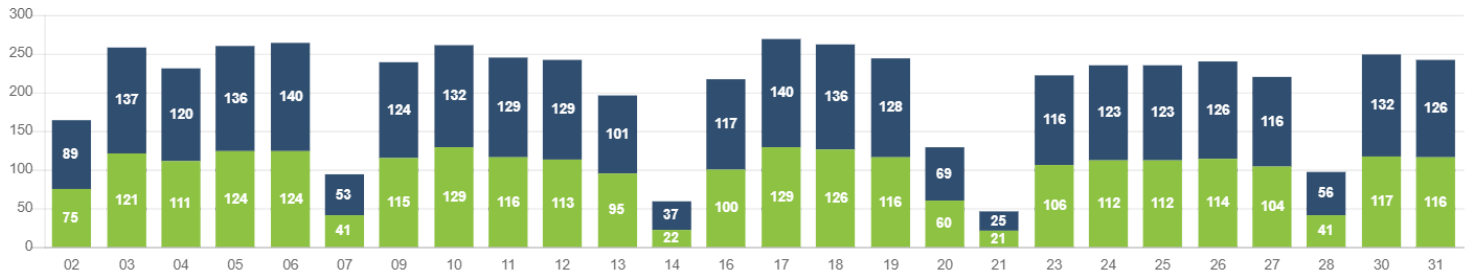
PASSENGERS AND RIDES - NOVEMBER



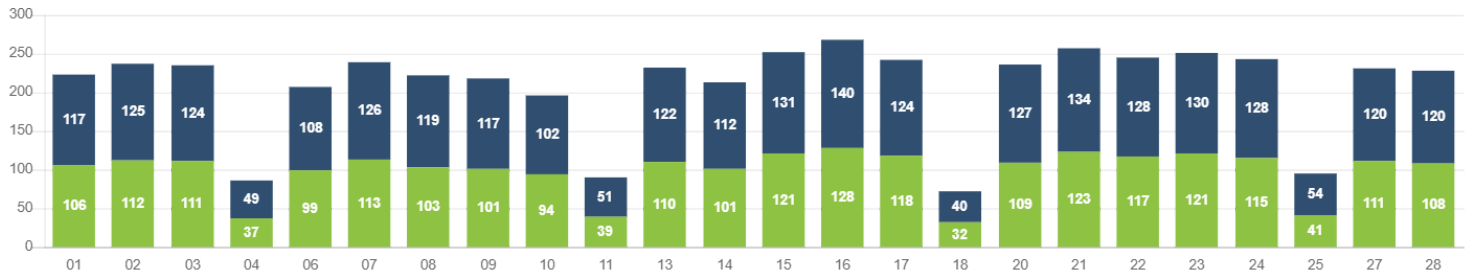
PASSENGERS AND RIDES - DECEMBER



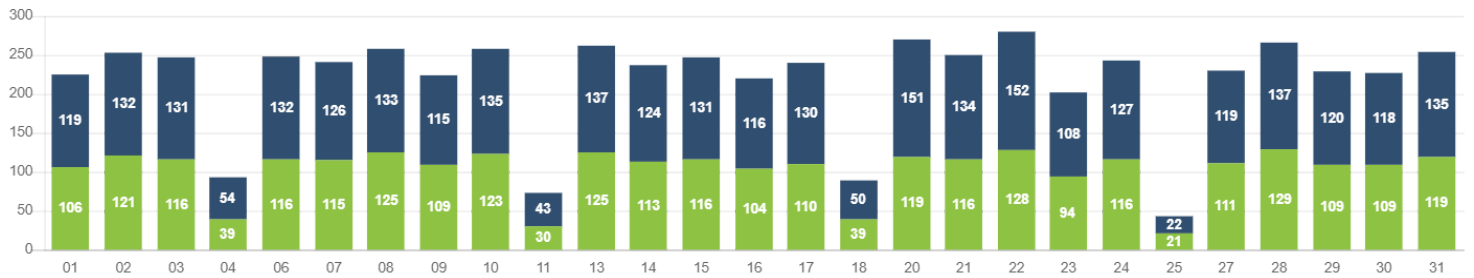
PASSENGERS AND RIDES - JANUARY



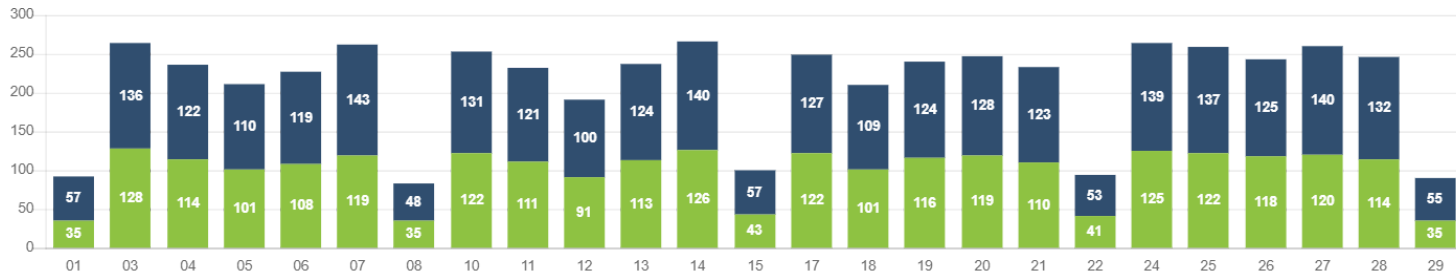
PASSENGERS AND RIDES - FEBRUARY



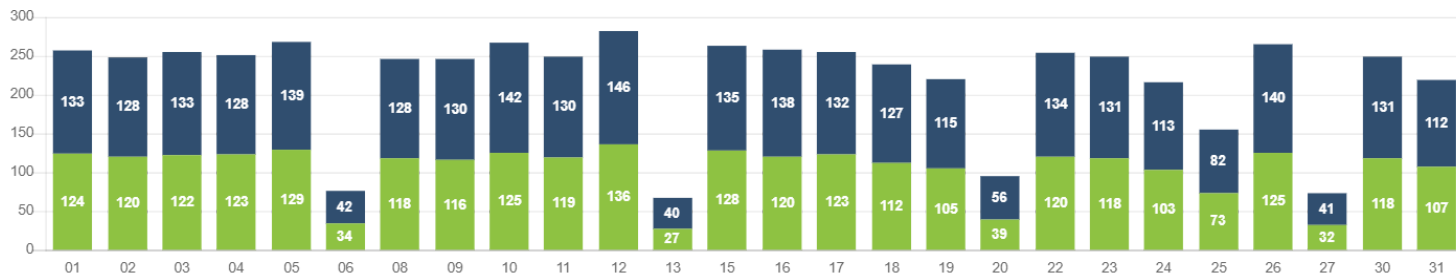
PASSENGERS AND RIDES - MARCH



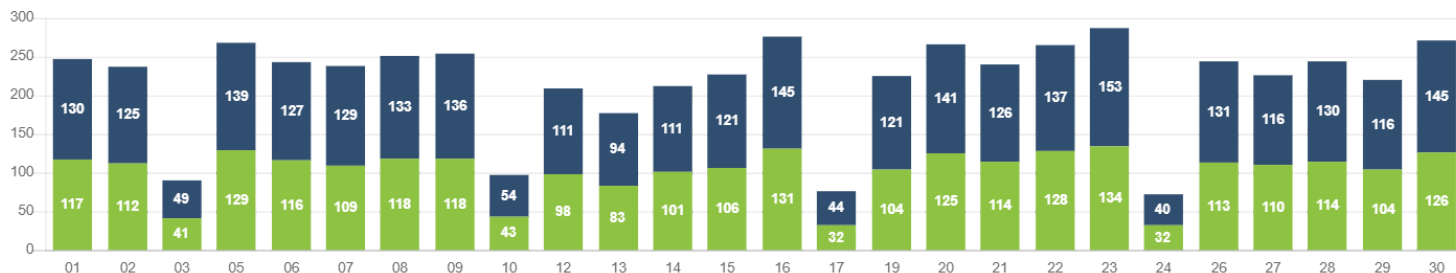
PASSENGERS AND RIDES - APRIL



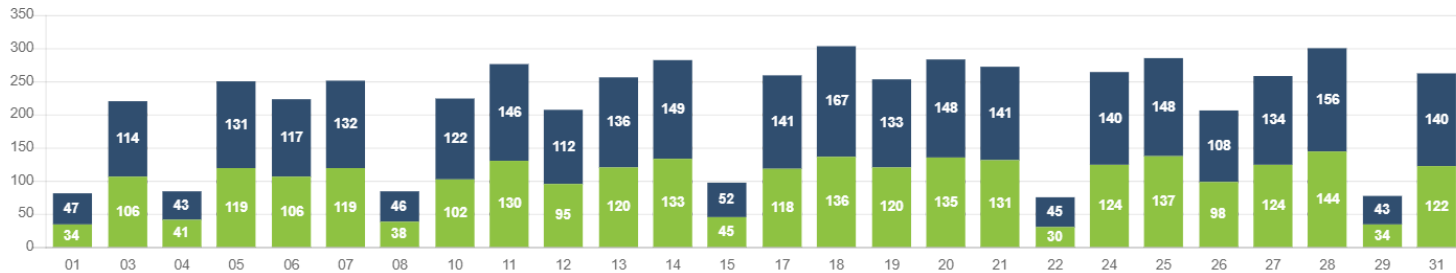
PASSENGERS AND RIDES - MAY



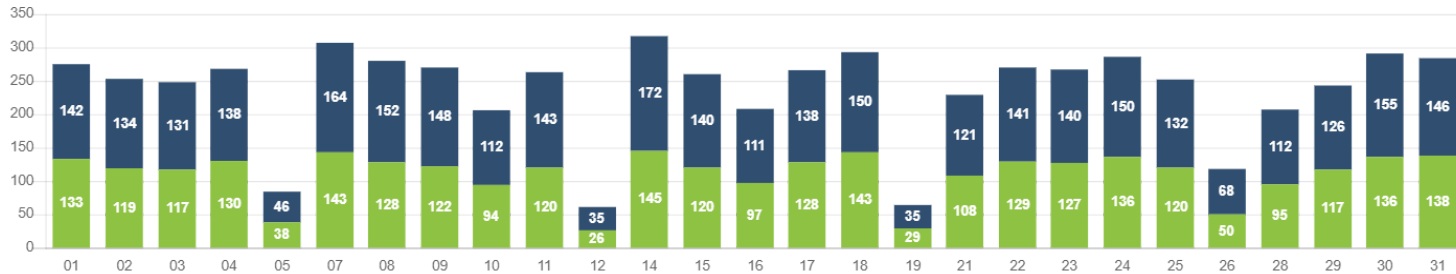
PASSENGERS AND RIDES - JUNE



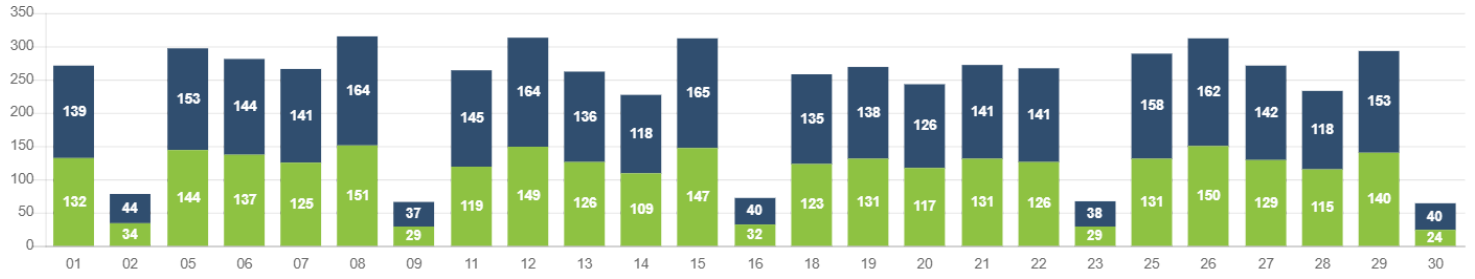
PASSENGERS AND RIDES - JULY



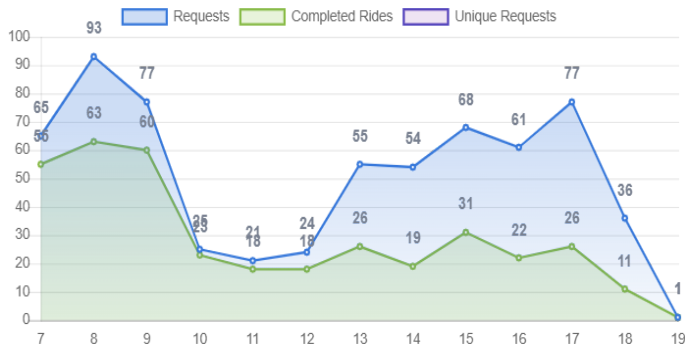
PASSENGERS AND RIDES - AUGUST



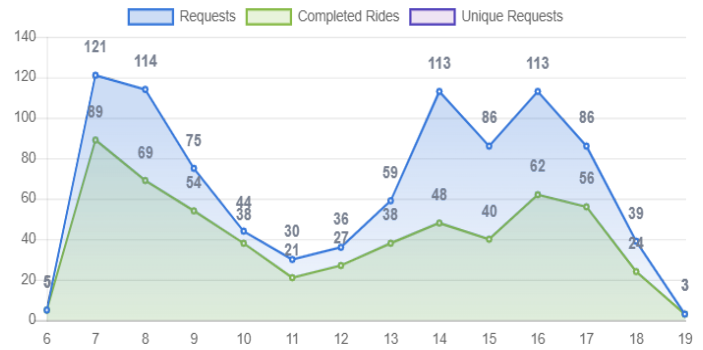
PASSENGERS AND RIDES - SEPTEMBER



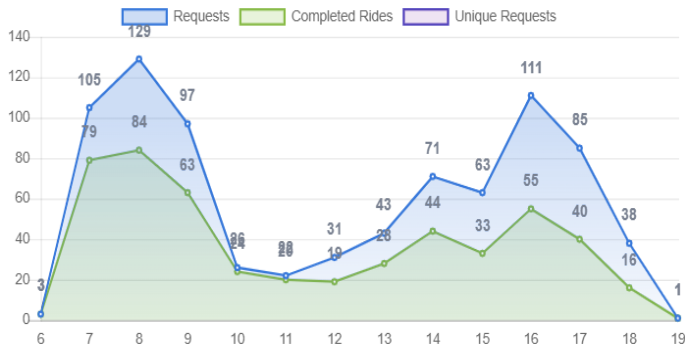
RIDE REQUEST MONDAY



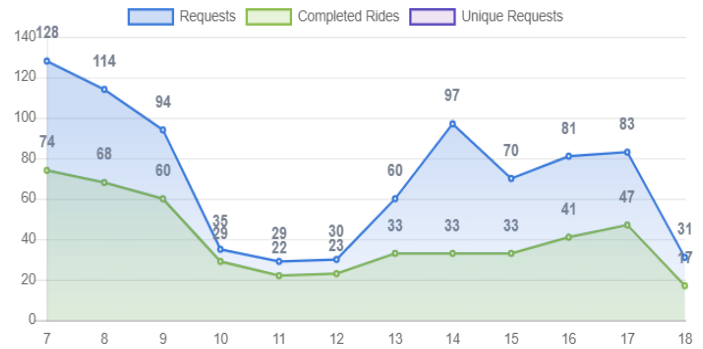
RIDE REQUEST TUESDAY



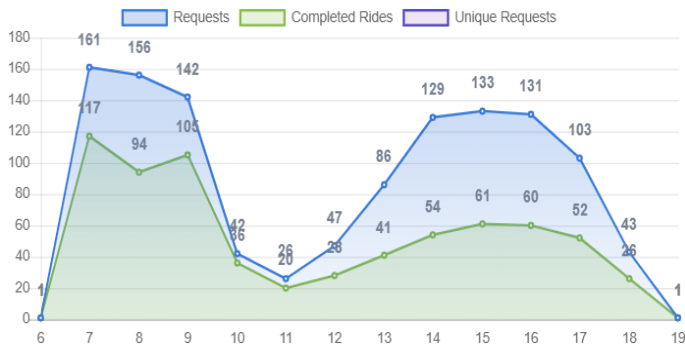
RIDE REQUEST WEDNESDAY



RIDE REQUEST THURSDAY



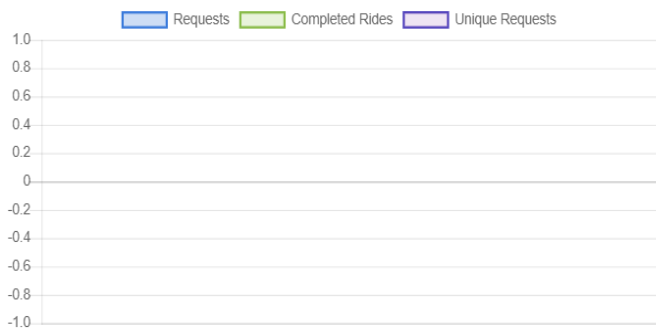
RIDE REQUEST FRIDAY



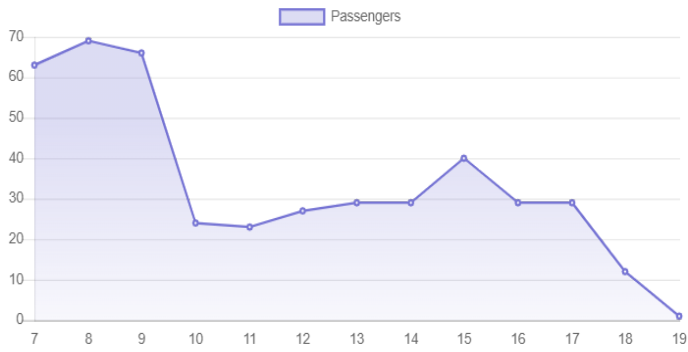
RIDE REQUEST SATURDAY



RIDE REQUEST SUNDAY



TOTAL PASSENGERS MONDAY



TOTAL PASSENGERS TUESDAY



TOTAL PASSENGERS WEDNESDAY



TOTAL PASSENGERS THURSDAY



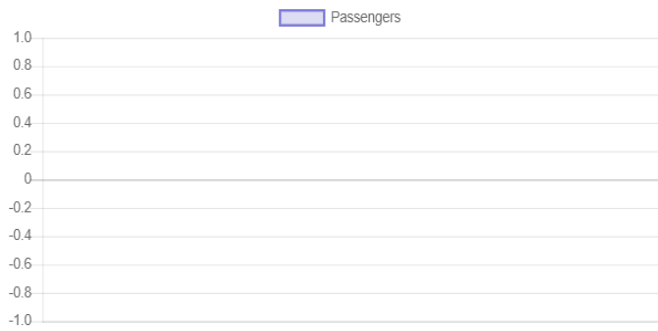
TOTAL PASSENGERS FRIDAY



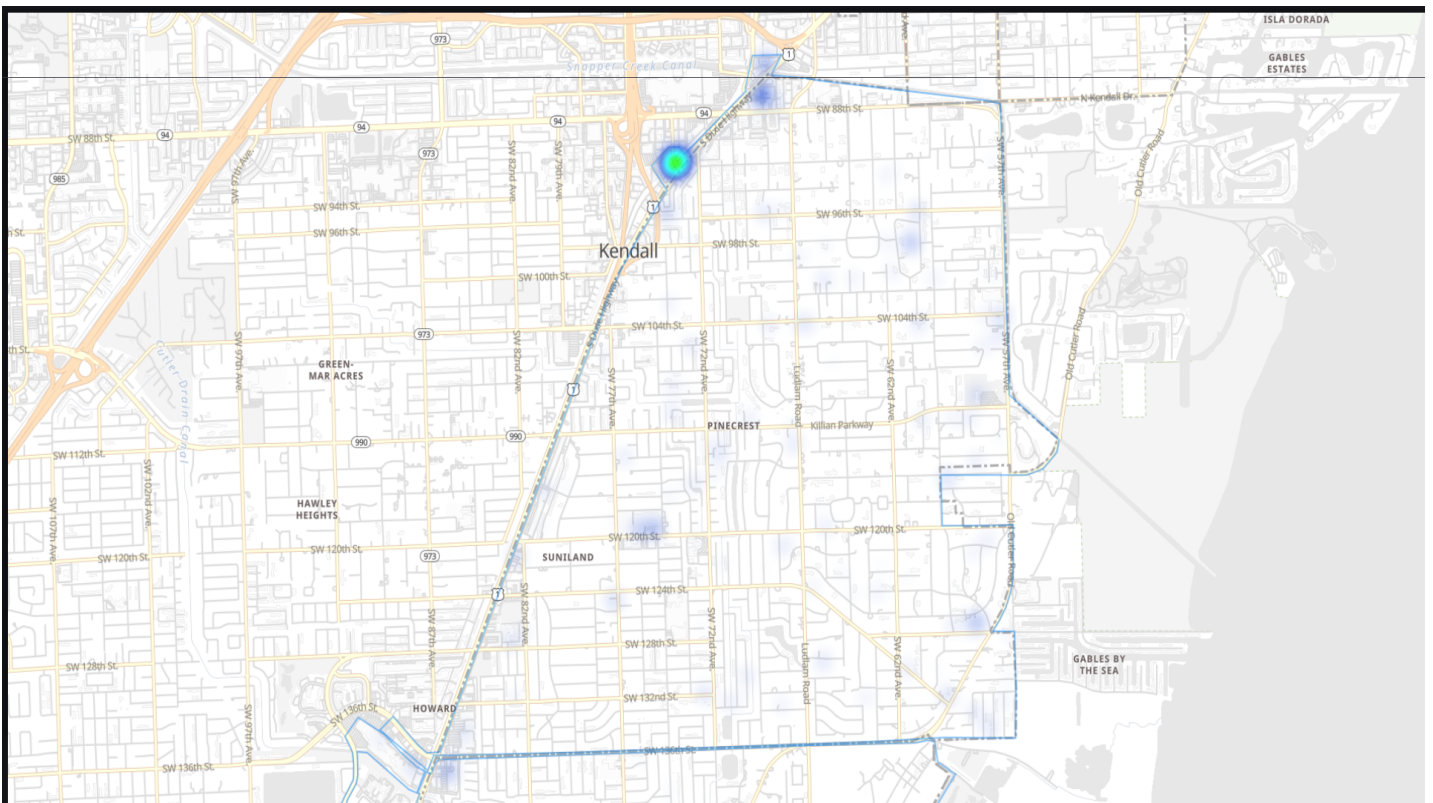
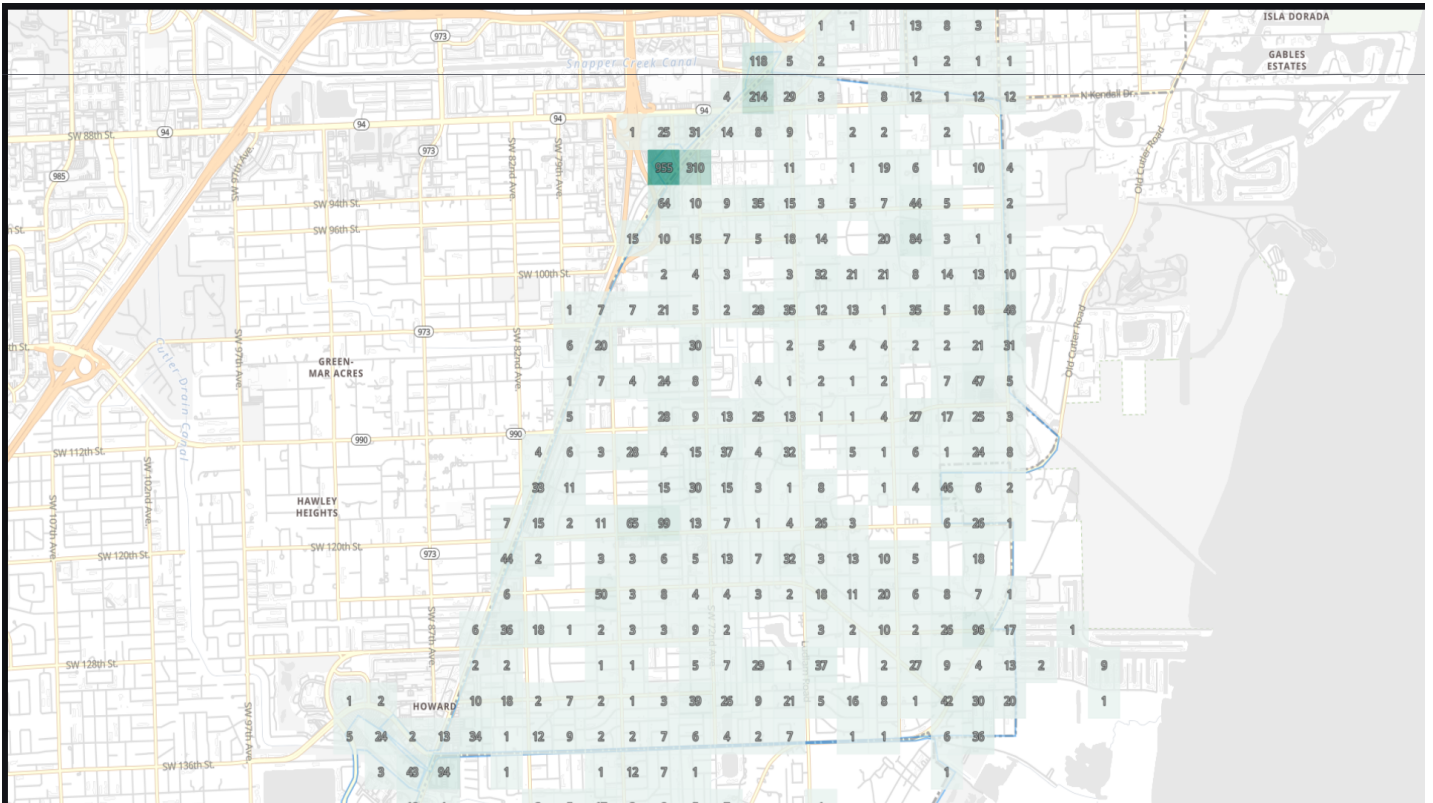
TOTAL PASSENGERS SATURDAY



TOTAL PASSENGERS SUNDAY




RIDES REQUEST PICKUP





Yocelyn Galiano, ICMA-CM
Village Manager
manager@pinecrest-fl.gov

MEMORANDUM
Office of the Village Manager

DATE: October 2, 2023
TO: The Honorable Mayor and Members of the Village Council
FROM: Yocelyn Galiano, ICMA-CM, Village Manager 
RE: Employee Vaccine Incentive Program

It is the policy of the Village of Pinecrest to provide a safe work environment for our employees, visitors, and the public, especially during emergency situations like the Coronavirus (“COVID-19”) pandemic. To that end, the Village wants to incentivize vaccination for employees and, as such, provides Vaccination Incentive Pay to eligible employees whose duties and assignments were relied upon to maintain continuity of all critical operations. Vaccination Incentive Pay will be provided to eligible employees in accordance with the American Rescue Plan Act of 2021 (“ARPA”) which, among other things, appropriated federal monies for local governments to cover expenditures incurred due to the COVID-19 pandemic.

The purpose of this policy is to maintain a safer workplace by minimizing the community transmission of Coronavirus (“COVID-19”) amongst employees, visitors, and the population at large by compensating employees who voluntarily choose to be vaccinated. The attached table illustrates participation in the Voluntary Employee Vaccine Incentive Program.

As the table shows, since the initial roll-out of the program on March 14, 2022, thirty-seven employees who were not originally vaccinated, opted to do so to take advantage of the incentive pay. In order to be eligible for this program, an employee must have been employed by the Village for a minimum of six months.

This is the final report regarding the vaccination incentive program which brought the employee population to an impressive 97% vaccination rate.



FullyVax	Booster	# of EE's Participated	As of (Date)	% 185EEs	Running Total
56	87	143	4/18/2022	77%	186,000.00
59	87	146	4/22/2022	79%	190,000.00
60	89	149	5/3/2022	80.54%	192,500.00
59	90	149	5/31/2022	80.54%	199,000.00
60	91	151	7/6/2022	81.62%	202,000.00
61	92	153	7/21/2022	82.70%	205,000.00
59	94	153	7/27/2022	82.70%	206,000.00
61	94	155	8/24/2022	83.78%	208,000.00
60	97	157	9/29/2022	84.86%	215,500.00
61	98	159	10/31/2022	85.95%	221,000.00
62	98	160	11/28/2022	86.49%	228,500.00
63	101	164	1/4/2023	88.65%	236,500.00
62	104	166	1/24/2023	89.73%	238,500.00
65	106	172	2/22/2023	92.97%	242,500.00
66	106	172	3/30/2023	93%	245,000.00
66	107	173	4/30/2023	94%	245,500.00
66	107	173	5/30/2023	94%	245,500.00
66	107	174	6/30/2023	94%	245,500.00
67	108	176	7/31/2023	95%	248,500.00
67	110	178	9/5/2023	96%	251,500.00
70	111	180	9/27/2023	97%	253,500.00

/yg