

Item No.	Action Initiation Date	Councilmember or Staff Member	Topic of Follow-up	Department Assigned
I	1/9/2018	Village Council	SW 136 Street Bike Lane and Bridge Project	Public Works Department
Status	<p>March 2022: According to email communications with the County, nothing new to report with regard to the Bridge Project.</p> <p>February 2022: 136 ST Bike Lane is 80% complete. They are working on area around Home Depot/US1. Bridge Project is on hold until FPL issue is resolved.</p> <p>September 20, 2021: County advised the project plans are at 90%, and County is working out utility relocations and finalizing right of way issues.</p> <p>September 15, 2021: Village was notified that the bridge project would be delayed for 8 to 12 months from September 15, 2021, due to a conflict with the utility company.</p> <p>July 12, 2021: Shared use path project has commenced.</p> <p>March 4, 2021: The Village received notification from Miami-Dade County that the start date for construction of the shared used path was July 12, 2021. The County anticipates the project will last 300 days – with substantial completion in 240 days.</p> <p>February 3, 2021: The Village Manager requested an update regarding this project from the Office of the County Manager. The Village has been advised that the project is expected to commence in 4-6 weeks.</p> <p>June 23, 2020: Public Works Director attended a virtual meeting regarding the bridge replacement. County advised the construction plans for the bridge would be completed in July. Construction is scheduled to commence in the Summer of 2021 and be completed by Spring 2022 (8 months).</p> <p>May 2020: County notified that construction plans were developed to extend sidewalk from 82 Avenue west to the driveway for the Home Depot property.</p> <p>February 2020: New revised construction plans we completed. Project has been put out to bid.</p> <p>January 28, 2020: The County Public Works Department hosted a public meeting at Palmetto Bay Village Hall to allow resident review of the final construction plans at 7:00 p.m. Project Consultant advised the Public Works Director that a change order to include the extended sidewalk from 82 Ct to the Home Depot property would be added after construction plans are bid.</p> <p>December 30, 2019: Village Manager asked the Public Works Director to follow up with the Village of Palmetto Bay to obtain the cost breakdown for their expenditures related to the two roundabouts and bridge.</p> <p>December 12, 2019: Village Manager requested that the Public Works Director contact the Village of Palmetto Bay Public Works Director to request a cost breakdown for all the funds expended by Palmetto Bay for projects on SW 136 Street (Roundabouts and bridge).</p> <p>December 11, 2019: The County Public Works Department hosted a public meeting to allow resident review of the final construction plans at Suniland Park at 5:30 p.m.</p> <p>November 7, 2019: Mayor Corradino and Village Manager, Mayor Cunningham from Palmetto Bay met with representatives from the County to review the project.</p> <p>October 23, 2019: Public Works Director Spanioli met with County representatives to discuss the issue with tree removal along the Pinecrest side of the ROW. It was agreed that the trees will not be disturbed.</p> <p>September 23 and 25, 2019: Public Works Director Spanioli met with representatives from Miami-Dade County and Palmetto Bay to discuss plans for the shared-use bike lane on SW 136 Street. Discussed centered around a revised approach that would involve construction of a shared use path along the entire length of 136 Street on the south side (Palmetto Bay) and nothing on the Pinecrest side. Miami-Dade County has also indicated that two roundabouts will be installed at the intersections of 67 Avenue and Old Cutler Road.</p> <p>June 6, 2019: The Village Manager met with representatives from Miami-Dade County to review the details of the SW 136 Street Project and in</p>			

	<p>particular the bridge replacement. Based on discussions, with Palmetto Bay representatives and the County, project engineers will add lighting elements to the structure with smart technology.</p> <p>October 2018: A Joint Participation Agreement between the Village of Palmetto Bay and Miami-Dade County should be approved by the Board of County Commissioners. Once the agreement with Palmetto Bay is fully executed, design will commence for the project.</p> <p>January 9, 2018: The Village Council authorized the Mayor to enter into a Joint Participation Agreement with Miami-Dade County for the construction of bicycle facilities on SW 136 Street.</p> <p>January 24, 2017: Miami-Dade County held a public meeting about the proposed project at Howard Elementary School. The Village delivered door hangers to the residents that are directly adjacent to the proposed bike lane along SW 136th Street.</p> <p>December 2016: The Village sent out a letter to all affected residents about the proposed SW 136 Street Bike Lane Project being spear headed by Miami-Dade County with collaboration from both Pinecrest and Palmetto Bay. The proposed project would add dedicated bike lanes on each side of SW 136 Street adjacent to the travel lanes from approximately SW 83 Avenue to Old Cutler Road. This would widen the roadway by 4' on each side. From SW 83 Avenue to US-1, the County is proposing sharrows due to R/W constraints. This bike path would connect the bikeway along the bus way with the newly reconstructed Old Cutler bike trail. The total estimated project cost is \$2.4 million. Pinecrest received a grant from FDOT for \$1 million for comprehensive bicycle within the Village that is being matched with Village funds. Currently, Miami-Dade County has Road Impact Fee funds that are allocated for the resurfacing of SW 136 Street and our funds would be used for the bicycle lane widening on the Pinecrest side of the R/W. Palmetto Bay would have to make a contribution for their side of the R/W.</p> <p>November 4, 2016: Public Works Director met with Miami-Dade County representatives to discuss the possibility of repurposing MPO funding for bike lanes within the Village (originally intended for the SW 104 Street Project and other roadways) toward the proposed SW 136 Street Bike Lane Project.</p>			
2	2/12/2019	Village Council	Pinecrest Gardens ADA Compliant Playground Restroom	Office of the Village Manager
Status	<p>June 2022: Expected construction substantial completion of the Inspiration Center.</p> <p>April 30, 2022: Construction has been completed for the playground, restrooms, sensory garden and picnic areas. 99% of the petting zoo is also completed.</p> <p>February 2022: Curbs are complete and pathways have begun. All playground equipment has been installed. All underground work, including grease traps is complete. Animal pods and barn roof shingles are in –process.</p> <p>January 2022: Window installation has begun in the restrooms and barn. Inspiration Center roof trusses have been installed and roof expected to be completed in the next 2 weeks</p> <p>November 5, 2021: The majority of the landscaping for the project has been installed. The light poles are currently being installed.</p> <p>October 2021: Contractor is completing exterior walls for the Inspiration Center. All the drainage and septic systems for the Upper Garden Project will be installed by mid-October. Restroom and barn facility are mostly completed, awaiting delivery of windows and doors.</p> <p>September 2021: Construction is ongoing. The Playground structure, restrooms, animal enclosures and pods have been built. Finishes are in process for those facilities. The Inspiration Center footers have been poured.</p> <p>April 12, 2021: Playground structure has been received and installation commenced.</p> <p>April 6, 2021: The majority of the trees have been relocated. Awaiting grading to be completed to finish relocation of two specimen oaks. Septic systems are still under County review. Underground plumbing and electrical are being installed.</p>			

March 30, 2021: Playground structure has been completed and in shipping process.

March 1, 2021: Foundation work has commenced. Weekly progress meetings will take place as construction continues.

February 26, 2021: Demolition of the upper garden was completed.

February 16, 2021: Miami-Dade County is in the process of reviewing the Master Permit for construction of the septic systems that will service the animal enclosure, restrooms and Inspiration Center.

February 2, 2021: Demolition of the upper garden is approximately 90% complete.

January 28, 2021: The Village Manager, Assistant Manager and Pinecrest Gardens senior staff, met with representatives from Lunacon (contractor) and design team representatives for a kick-off meeting.

January 27, 2021: Contract for construction was awarded by the Village Council at a special meeting.

January 11, 2021: Demolition of the existing playground and restroom facility commenced. Demolition is expected to take approximately 2 weeks to complete.

January 7, 2021: Bid responses were received. A total of for proposals were received.

December 28, 2020: Landscape relocation and removal commenced.

December 2020: Construction bid was advertised. Pre-bid conference was held on December 7, 2020 and a total of 11 companies attended the meeting.

December 1, 2020: Demolition plans have been approved and permitted. Demolition is expected to take place beginning Mid-December. Construction plans for project have been submitted to the Village's Building and Planning Department for permit review.

October 14, 2020: Council approved the purchase of the playground equipment for the Upper Garden Project.

September 22, 2020: Council discussed funding for the project during budget hearing.

September 8, 2020: Council discussed funding for the construction of the project during budget hearing.

September 1, 2020: Received final construction drawings for the building structures. Building plans are undergoing review by the Building and Planning Department.

July 2, 2020: Village Manager, Public Works Director, Assistant Village Manager, Pinecrest Gardens Director and Assistant Building Official met with landscape architect to review 50% completed construction plans and provide input.

April 30, 2020: Village Manager authorized borings and survey work necessary or the development of the construction plans.

March 10, 2020: The Village Manager and Assistant Village Manager had a phone conference with Douglas Thompson, Project consultant and provided input on the petting zoo buildings based on the discussions the Council had during its workshop.

March 6, 2020: The Village Council discussed the project during the Strategic Planning Workshop and agreed on preliminary concepts for the improvements. Construction documents phase implementation will commence.

February 11, 2020: The Village Council will consider the financing plan and discuss how to proceed with the project.

January 2020: Village Manager presented the Village Council with a Project Financing Plan during Strategic Plan workshop.

November 27, 2019: Village Manager, Assistant Village Manager and Pinecrest Gardens Director met with the consultant to provide direction with regard to the development of bid-ready, construction plans for the phased implementation of the improvements with a priority given to the playground and restroom construction.

November 12, 2019: Master Plan was presented to the Village Council.

October 31, 2019: Master Plan will be finalized and readied for presentation to the Village Council.

October 22, 2019: Consultant team will meet with Village Manager, Assistant Village Manager and Pinecrest Gardens Director regarding ongoing development of the Master Plan.

	<p>October 8, 2019: Consultant team met with Village Manager, Assistant Village Manager, Pinecrest Gardens Director and Environmental Education Coordinator to review the preliminary site layout and Master Plan concepts.</p> <p>September 18 and 19, 2019: Consultant team met with Village staff to review programming needs for the space and to brainstorm about concepts and vision for the Master Plan that will inform the construction documents.</p> <p>September 11, 2019: Consultant did an onsite evaluation of the facility.</p> <p>August 30, 2019: The Village Manager held the contract signing meeting and preliminary discussions on next steps for commencement of the project.</p> <p>August 24, 2019: The Village Manager received authorization to execute an agreement with Landscape DE for an amount not to exceed \$300,000 to complete the Master Plan (\$50,000) and construction documents (\$250,000) for the ADA improvements to the upper garden, including new petting zoo, new Inspiration Center, new playground and new restrooms. Funding for this project has been spread over two years. The Village has also received \$250,000 from the State and has committed a \$200,000 Match for the construction of some of the improvements.</p> <p>June 2019: The Village Manager received authorization to negotiate a price with the top ranked architectural firm – Landscape DE.</p> <p>March 18, 2019: The Village received 5 responses to the Request for Qualification. Staff committee is in the process of reviewing the submittals.</p> <p>February 20, 2019: A request for qualification for architects was issued for the design of the Upper Garden Playground and Petting Zoo Area.</p> <p>February 12, 2019: The Village Council approved the issuance of a bond Resolution 2019-13 that will in part fund the improvements.</p>			
3	2/12/2019	Village Council	Village Entrance Monument Signs	Public Works Director
Status	<p>May 30, 2022: Anticipate completion of the project.</p> <p>April 30, 2022: The project is nearing completion. Having issues with obtaining final approval for the lettering which has required multiple replacements. Once the final lettering is accepted by the Village, the project will take approximately two weeks to complete.</p> <p>February 2022: Sign on Kendall Drive and 57th Ave is almost complete. Once that is approved, the remaining signs will be installed.</p> <p>January 2022: Permits were issued and the foundation on five of the locations has been completed. Once decorative stones are delivered and installed, signs will be finalized. The sixth location (SW 67 Ave and Old Cutler Road) will be installed once County construction on that intersection is completed.</p> <p>October 11, 2021: Permits have been submitted and are under review.</p> <p>October 8, 2021: Notice to proceed was issued.</p> <p>September 21, 2021: Bid was awarded for construction of the project.</p> <p>June 30, 2021: Reissued the bid for the project.</p> <p>May 7, 2021: Issued a letter to contractor cancelling the contract for failure to perform.</p> <p>April 7, 2021: Meeting with architects and contractor to discuss the shop drawings from the sign company.</p> <p>February 26, 2021: Corrections were resubmitted to the Landscape Architect.</p> <p>February 10, 2021: Contractor shop drawings were provided to the Landscape Architect that then provided comments.</p> <p>February 2, 2021: Project has stalled due to contractor not submitting the necessary shop drawings for the sign lettering for approval by the design architect. Village Manager has consulted with the Village Attorney and will likely terminate the existing contract, and put the project out to bid again. A two-week period has been approved to allow the contractor to correct this deficiency. Failure to do so, will result in a termination letter.</p> <p>January 8, 2021: Anticipate approval of the architect of the seal and letter mock up.</p>			

	<p>December 2020: Anticipate receipt of the stone samples and lettering samples. If approved by the architect of record, construction will commence. Each sign will take approximately 2 weeks to complete. Expect completion of all 6 monument signs by March.</p> <p>October 2020: Project has been delayed due to issues with material stonework receipt and approval by the architect of record.</p> <p>September 15, 2020: Expect arrival of materials (stone).</p> <p>August 2020: Entered into an agreement with Kimley Horn for post-design services.</p> <p>June 2, 2020: Contract was executed. Notice to Proceed was issued. Materials were ordered.</p> <p>April 6, 2020: Background on contractor being conducted due to issues with bonding. Decision with regard to moving forward on the project will be made by mid-May.</p> <p>March 11, 2020: Issues with the company's bonding company have delayed the commencement of the project. This matter should be resolved by no later than end of March. Otherwise, the Village Manager will recommend terminating the contract and re-bidding the project.</p> <p>February 5, 2020: Notice of Award and contract execution.</p> <p>January 7, 2020: Expect contract award for build out of new monument signs.</p> <p>November 2019: Bid was let.</p> <p>November 8, 2019: Expect design plans to be completed.</p> <p>February 12, 2019: The Village Council approved the issuance of a bond Resolution 2019-13 that will in part fund the improvements.</p>			
4	2/12/2019	Village Council	Pour and Play Resurface at EGP Playground	Parks and Recreation Department
Status	<p>October 2022: Expect completion of the project.</p> <p>February 2022: Playground equipment will be delivered in 16-18 weeks and then work will commence. This project is estimated to be completed in 32 weeks.</p> <p>January 2022: Contract was approved by Village Council.</p> <p>October 11, 2021: Request for proposals will be advertised this week.</p> <p>August 2021: The Village did not receive grant funding through the FRDAP grant. Construction will proceed with bond funding.</p> <p>July 1, 2021: The Village is awaiting signature of the State budget by Governor DeSantis.</p> <p>March 2021: The Village scored 16th in the rankings for the FRDAP in the amount of \$200,000 prior to commencing construction. Typically, grant awards are submitted through the legislature and then require the Governor's signature in June.</p> <p>February 9, 2021: Bond to fund the balance of the project was issued.</p> <p>October 14, 2020: The Village applied for a \$200,000 grant from the Florida Recreation Development Assistance Program to fund the new playground improvements.</p> <p>March 2020: Project was put on hold until the Council reconsidered the increase in budget appropriation during the FY 2020-21 Budget process.</p> <p>February 3, 2020: Park and Recreation Director received a project estimate of \$360,000 to redo the entire playground.</p> <p>November 26, 2019: Playground contractor advised the Parks and Recreation Director of concerns regarding difference in elevation between the playground and swing structures and issues of safety zone code compliance with regard to the shade structure poles. The Parks and Recreation Director instructed the playground vendor to look at the space and provide a cost estimate for the replacement of the entire playground structure.</p> <p>October 2019: Parks and Recreation Director will be issuing contracts to purchase and update the playground structure prior to completing the playground surface.</p>			

	<p>July 2019: Parks and Recreation Director Mattes has recommended the Village consider improvements and upgrades to the playground structure at EGP prior to commencing with the improvements to the pour and play surface. FY 2020 budget has a recommended appropriation for the improvements to the playground structure.</p> <p>June 2019: Looking for additional quotes off co-operative procurement contracts in order to bring the cost in at the anticipated bond amount.</p> <p>April 2019: State contract will be identified for installation of the improvement by the Administrative Services Director.</p> <p>March 2019: Parks and Recreation Director has met with representatives from resurfacing company to obtain measurements.</p> <p>February 12, 2019: The Village Council approved the issuance of a bond Resolution 2019-13 that will in part fund playground resurfacing.</p>			
5	5/1/2021	Village Council	Gary Matzner Park	Office of the Village Manager and Parks and Recreation
Status	<p>June 2022: Anticipate award of the contract for development of the conceptual design of the park.</p> <p>April 2022: The Village will advertise request for qualifications for the development of a conceptual design for the park.</p> <p>February 8, 2022: Village Council approved the Parks and Recreation Master Plan.</p> <p>January 2022: Parks and Recreation Master Plan on Village Council agenda for consideration, but further information was requested.</p> <p>November 2021: Anticipate putting out a request for qualifications to pick a consultant to develop a conceptual design for the Gary Matzner Park.</p> <p>October 15, 2021: Commencement of final landscaping improvements to the site. The site will be used for potable water project staging.</p> <p>October 4, 2021: Director Mattes met with landscaping company to walk the property to review landscaping needs and receive a quote to provide safe open space and remove any dead trees and vines.</p> <p>September 1, 2021: Demolition of all the structures on the property have been completed. One electric service pole remains on the property.</p> <p>May 6, 2021: Asbestos inspection was conducted ahead of demolition.</p> <p>May 5, 2021: Contract for demolition has been awarded. Awaiting FPL disconnection of utilities and asbestos survey.</p> <p>April 28, 2021: The Village received proposals for demolition of the structures on the park property.</p>			
6	11/9/2021	Village Council	Kendall Drive Shared Use Path	Public Works Department
Status	<p>December 2022: Anticipate completion of the construction documents.</p> <p>February 1, 2022: Agreement was executed and work has begun. Process, including public meetings, is expected to take approximately 12 months.</p> <p>January 2022: Attorneys on both sides are reviewing the agreement.</p> <p>December 6, 2021: The Village Attorney is currently reviewing the contract document.</p> <p>November 9, 2021: The Village Council authorized the Village Manager to enter into an agreement with Kimley Horn Associates, Inc. for the design of the Kendall Drive Shared Use Path.</p>			



Yocelyn Galiano, ICMA-CM
Village Manager
manager@pinecrest-fl.gov

MEMORANDUM
Office of the Village Manager

DATE: May 2, 2022
TO: Yocelyn Galiano, ICMA-CM, Village Manager
FROM: Michelle Hammontree, CPC, Communications Manager
RE: Communications Division May 2022 Monthly Report

The division's overarching goal is to produce high-quality, engaging, and vibrant communication campaigns that position the Village as the official source of information for Pinecrest residents and visitors. The division is augmented by interdepartmental collaboration, consultants and software that streamlines work processes.

Active Communication Projects:

- US 1 Vision Plan
- Website - Redesign
- Bruce Munro exhibit
- Potable Water Updates
- Village Council Updates
- FPL Updates
- PD – Safety tips/25th Anniversary
- FitCrest
- June Pinecrest Sun (print & digital)
- MDC Solid Waste

Each project/campaign requires interdepartmental collaboration, and a combination or all the following services: creative direction, communications plan, marketing strategy, photography, video, multi-media editing, graphic design, copy writing, copy editing, website update, organic social media, paid digital ads, email marketing, media outreach, signage, and metrics reporting.

Included in the following pages is a monthly report from Zencity, the Village's AI digital listening tool. Additionally included are e-newsletter statistics, social media analytics and a snapshot of the communications division's project schedule.



Overview Report 04.01.22-04.30.22

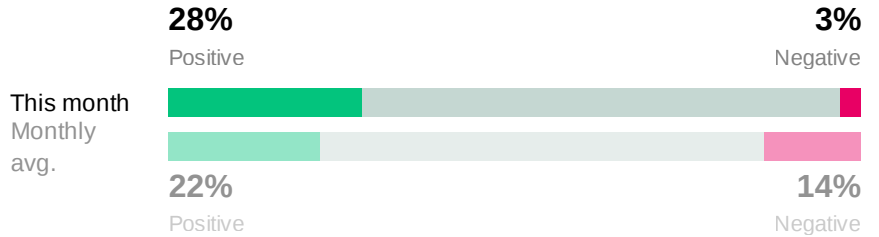
Volume of Conversations

-18%

Compared to the monthly average

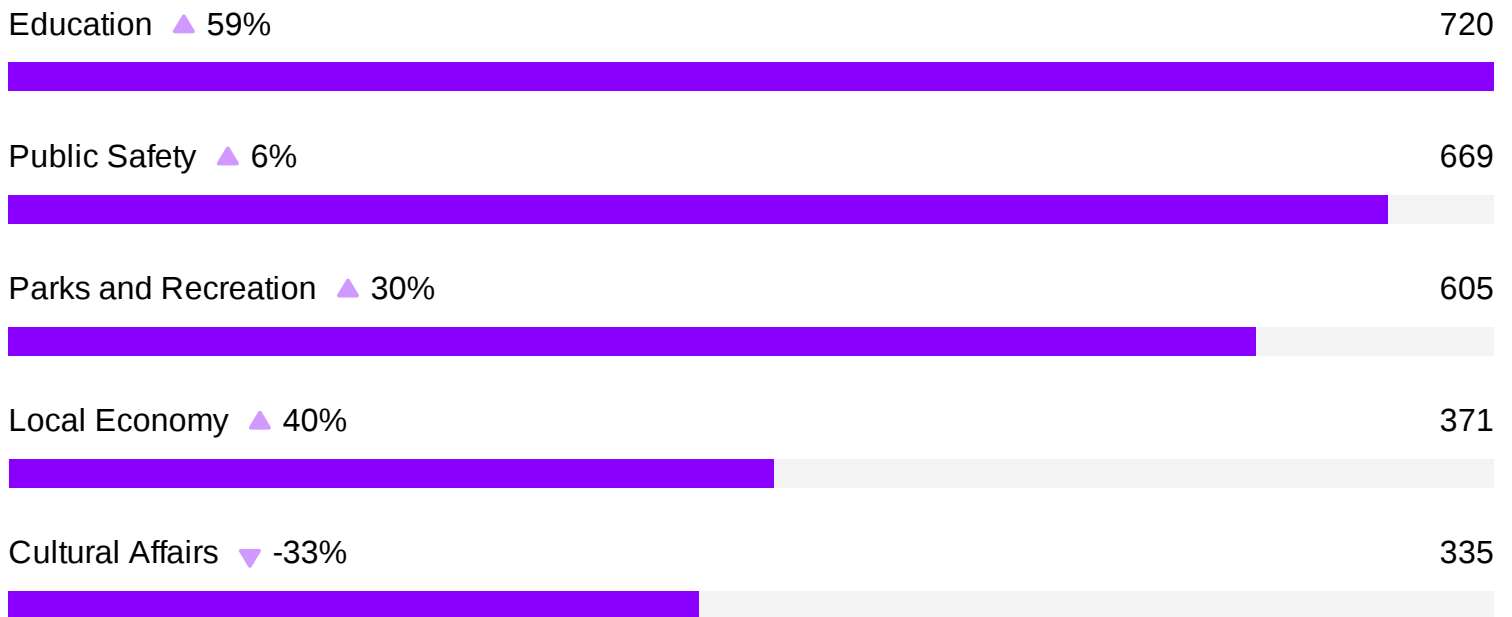
3,822 Interactions analyzed

Sentiment Analysis



Trending Topics Compared to the monthly average

Interactions



Leading Projects

Police Mentions

Police Mentions

▼ -17.38%

722 Interactions analyzed

Inspire Pinecrest US 1 Vision Plan

INSPIRE PINECREST
PRESERVE & ENHANCE
THE BEST PARKWAY (US 1) VISION
TOWN HALL

▼ -28.07%

105 Interactions analyzed

Palermo Property Acquisition

Palermo Property Acquisition

▲ x 3.0

48 Interactions analyzed

Compare Promotions

← % № ↓ □ ↶



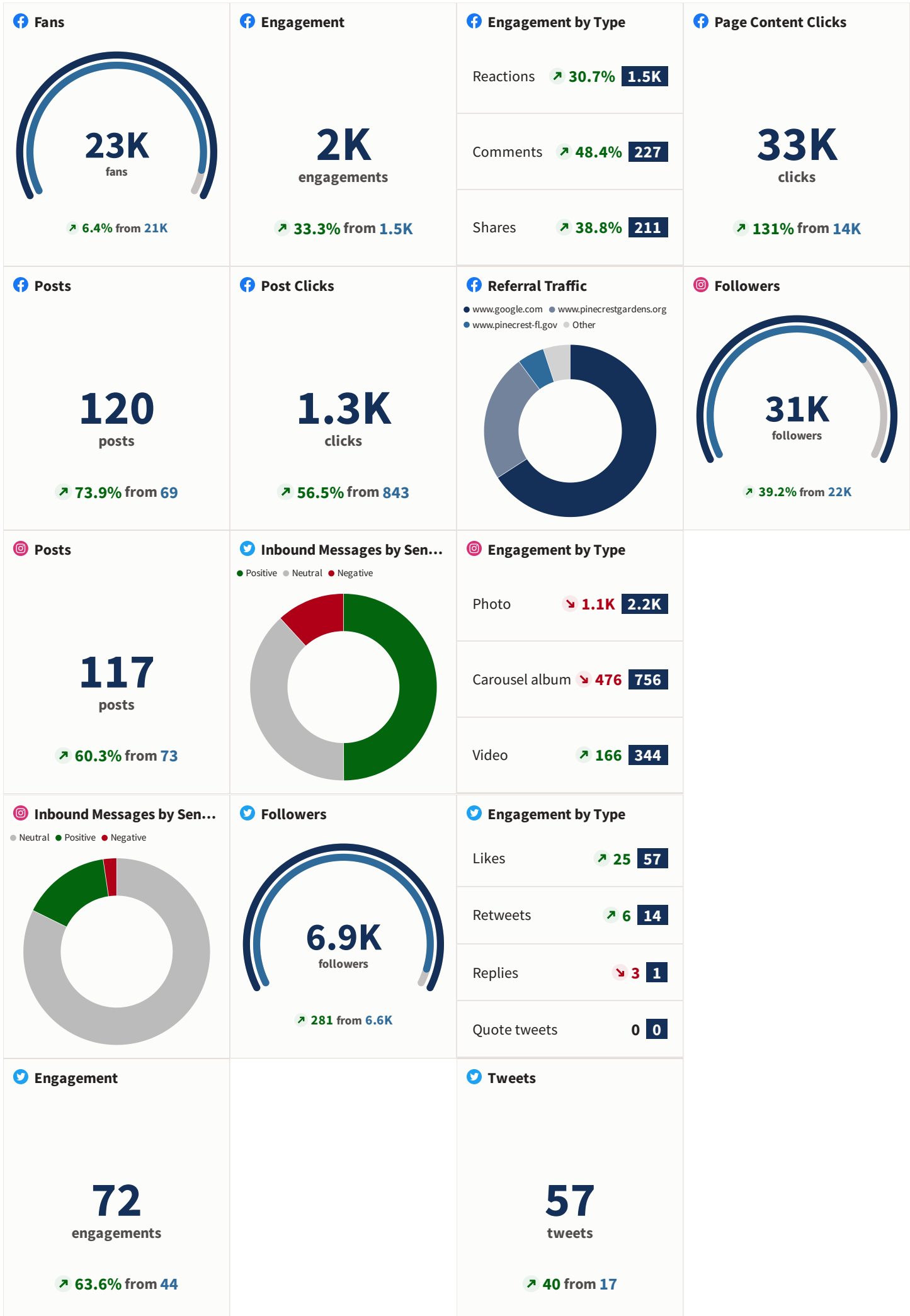
accepted
 bounced
 viewed
 engaged
 shared
 growth
 forwards
 marked as spam

Promotion	Total Views	Unique Views	Details
Advance for 5/3 Vill...	1060	745	Stats
4/29 & 4/30 The E...	982	707	Stats
Newest Green Spac...	1398	894	Stats
Fund Attic Insulatio...	1388	889	Stats
Solar Co-op Inform...	2395	1567	Stats
Lowest Crime Rate...	1269	857	Stats
Summary of 4/12 Vi...	1452	885	Stats
Live near GulliverPr...	1279	904	Stats
Advance for 4/12 Vil...	1346	804	Stats
Lowest crime since...	4555	3323	Stats
Legislative Update: ...	1453	891	Stats



Mixed Overview







Comparison between **Apr 01 - Apr 30, 2022** and **Apr 01 - Apr 30, 2021**



Posts Table					
DATE	MESSAGE	REACTIONS	COMMENTS	SHARES	
Village of Pinecrest Apr 07, 20:33	The Village is honored and proud to boast that Judge Ketanji Brown Jackson grew up in South Miami-Dade and is a Miami Palmetto Senior High School and Palmetto Middle School graduate. ✓ The US Senate voted to confirm Judge Ketanji Brown Jackson's appointment to the Supreme Court, earli...	73	4	5	
Pinecrest Police... Apr 01, 01:29	We honor the women of the Pinecrest Police Department during Women's History month and all year. 210 percent of sworn members of the police department are women. Nationally, police departments average 13 percent female sworn members. 📍 The Village Council's Strategic Priorities...	49	5	11	
Pinecrest Police... Apr 28, 18:09	This afternoon, Chief Jason Cohen, swore in Officer Nelson Salgado during an outdoor ceremony at Evelyn Greer Park. Officer Salgado was born in Havana, Cuba, but his family moved to Miami when he was just a child. A father now himself, he enjoys spending time with his family and cycling on the...	45	4	1	
Pinecrest Police... Apr 13, 22:01	Crime is at its lowest level but the Police Department recommends Vigilance 🚔 📉 The Village is experiencing the lowest crime since its incorporation, yet it is increasing its community outreach efforts to keep residents safe. ✓ There has not been a reported residential burglary in the Village...	43	9	2	
Pinecrest Police... Apr 22, 13:57	Officer Nelson Salgado, the newest addition to the Pinecrest Police Department, is one of 20 other recruits from 7 local police departments graduating today. This culminates 31 weeks of classroom courses, and hands on scenario-based training. Chief Jason Cohen, Deputy Chief Bowman, and other...	40	6	0	
Pinecrest Police... Apr 27, 16:09	The Pinecrest Police Department is a 24-hour-a-day operation. It takes an incredible group of people to ensure we accomplish our mission on and off the streets. We thank our team members who provide excellent services as receptionists, administrative assistants, administrative/accreditation managers,...	32	15	1	
Pinecrest Police... Apr 20, 22:03	Captain Ivan Osores just returned from a great week in Israel, hosted by the @SecureCommunityNetwork and @DiasporaAffairs Israel's Ministry of Diaspora Affairs. They learned about best practices to fight global terrorism, antisemitism, and other threats facing the Jewish...	32	7	3	
Village of Pinecrest Apr 22, 02:00	ICKDK: On March 9, 2021, the Village Council designated the Village's newest green space at the intersection of Kendall Drive and Ludlam Road as Gary Matzner Park. The naming of the park recognizes the efforts of Gary Matzner as the founding father of the Village of Pinecrest. 🌳 Matzner...	28	4	3	
Pinecrest Police... Apr 22, 02:00	Captain James Bridges and Detective Sergeant Carlos Villanueva completed the City of Miami Police Department 40-hour Shield Certification course today. The Shield program is designed to engage the...	26	0	2	

Tweets Table										
DATE	MESSAGE	RET...	QUO...	LIKES	REPL...	IMPR...	ENG...	% ENG...		
@PinecrestPolice Apr 05, 01:00	It's 9:00 p.m. Pinecrest, take a few minutes and knock out the rest routine in three easy steps. Let's keep it going all week and remind your neighbors of the "Re...	1	0	5	0	380	15	3.95%		
@PinecrestPolice Apr 20, 22:11	Captain Ivan Osores just returned from a great week in Israel, hosted by @Official_SCN and @Israelgov. He joined two dozen law enforcement officials from Sou...	1	0	4	0	219	23	10.5%		
@PinecrestPolice Apr 13, 22:01	Wrongdoers want to spoil your day; don't give them the satisfaction. Open garage doors are an open invitation to a list of undesirable guests. There are to...	0	0	4	0	214	5	2.34%		
@PinecrestPolice Apr 07, 00:01	You know the deal. Lock it or lose it. Wrongdoers want to spoil your day; don't give them the satisfaction. Most car-hoppers and smash and grab criminals are lookin...	2	0	4	0	1,960	53	2.7%		
@PinecrestPolice Apr 01, 02:04	We honor the women of the Pinecrest Police Department during Women's History month and all year. 210 percent of sworn members of the police...	0	0	4	0	237	17	7.17%		
@pinecrestfl Apr 27, 22:01	You can have a larger recycling bin for free. ✓ The Miami-Dade County Department of Solid Waste Management provides residents a larger 96 gallon bi...	0	0	3	0	191	12	6.28%		
@pinecrestfl Apr 21, 17:43	Live on Community News Facebook, now. Mayor Joseph M. Corradino and Pinecrest Business Association President Jennifer Gerson talking about...	0	0	3	0	220	10	4.55%		
@PinecrestPolice Apr 19, 01:00	You know the drill. It only takes a couple of minutes to protect your home and car. Let's keep the Rest Routine going all week. Good night Pinecrest. https://twitter.c...	1	0	3	0	263	8	3.04%		
@PinecrestPolice Apr 05, 01:00	April is National Distracted Driving Awareness Month. Avoid distractions like texting, talking on the phone, or...	0	0	3	0	237	11	4.64%		

Posts Table					
DATE	MESSAGE	LIKES	COMMENTS		
pinecrestpolice Apr 01, 01:29	We honor the women of the Pinecrest Police Department during Women's History month and all year. 210 percent of sworn members of the police department are women. Nationally, police departments average 13 percent female sworn members. 📍 The Village Council's Strategic Priorities includes Strategic Priority 1.10 which states, "Complete an internal...	198	8		
pinecrestfl Apr 07, 22:43	The Village is honored and proud to boast that Judge Ketanji Brown Jackson grew up in South Miami-Dade and is a Miami Palmetto Senior High School and Palmetto Middle School graduate. ✓ The US Senate voted to confirm Judge Ketanji Brown Jackson's appointment to the Supreme Court, earlier today. Ketanji Brown Jackson makes history as the...	157	9		
pinecrestfl Apr 01, 11:50	Repost from @pinecrestpolice - We honor the women of the Pinecrest Police Department during Women's History month and all year. 210 percent of sworn members of the police department are women. Nationally, police departments average 13 percent female sworn members. 📍 The Village Council's Strategic Priorities includes Strategic...	151	5		
pinecrest_gardens Apr 29, 17:43	We have a BIG announcement to make! 🌌 On April 29 & 30, the Empire will be taking over the Gardens. Join forces and tag your Jedi friends below! 🌌 Enjoy special encounters throughout the weekend by different Star Wars fan groups, all...	145	25		

	Apr 13, 18:03		decked out in full costume detail roaming around during the event. Gear up in your Star Wars best for photo opportuniti...		
pincrestpolice	Apr 28, 18:09		This afternoon, Chief Jason Cohen, swore in Officer Nelson Salgado during an outdoor ceremony at Evelyn Greer Park. Officer Salgado was born in Havana, Cuba, but his family moved to Miami when he was just a child. A father now himself, he enjoys spending time with his family and cycling on the weekends. He graduated from Westland Hialeah High School...	112	6
pincrestgardens	Apr 20, 14:49		Join our Force in the Gardens visual arts exhibition at Pinecrest Gardens during the Star Wars, Force in the Gardens event on April 29 & 30, 2022. All art pieces must be inspired by the Star Wars saga, selected entries will be featured in the Historic Entrance during the event! All art pieces must be drop-off at Pinecrest Gardens - 11000 Red Road Pinecrest, F...	112	4
pincrestfl	Apr 13, 22:01		Crime is at its lowest level but the Police Department recommends Vigilance The Village is experiencing the lowest crime since its incorporation, yet it is increasing its community outreach efforts to keep residents safe. There has not been a reported residential burglary in the Village since October of 2021. Crime in the Village is at its lowest level of a...	99	4
pincrestgardens	Apr 29, 17:06		Find the Scout Trooper tonight and bring it to the Cypress Hall Cantina to claim your prize! April 29 & 30, 2022 Gates open at 6:30 p.m. Join your fellow Star Wars fans as they take over Pinecrest Gardens for two sensational nights filled with surprises. Enjoy special encounters throughout the weekend by different Star Wars fan groups, all decked out in full...	99	3
pincrestgardens			Are you a Star Wars fan? Do you own a small business? We are looking for vendors to participate in our Star Wars. Force in the Gardens event on April 29 & 30 DM us for more information! Tickets for this event are already on	98	0

Communications Team Board

Powered by  **Monday.com**
Click here to start your free trial

4/25 Affirmation: I AM ENOUGH.

Name	Assigned To	Status	Due Date	Department	Category
Homebound second booster post	MICHELLE & ADAM	Done	2022-04-18	Village	Curate Music, Photos/Videos
ADA Paths web news	MICHELLE	Done	2022-04-18	Pinecrest Gardens	Website Update
Pinecrest Sun - PG	ELIS & LACEY & JULIE	Done	2022-04-20	Pinecrest Gardens	Write Copy
57th Avenue Sign - Munro New Design	ADAM	Done	2022-04-20	Pinecrest Gardens	Design
Commercial Landscaper flyer leaf blower ban and hours of op	MICHELLE	Done	2022-04-21	Building & Planning	Design
Senior Games Logo	ADAM	Done	2022-04-22	Parks & Rec	Design
Star Wars Signs	ADAM	Done	2022-04-22	Pinecrest Gardens	Design
Star Wars - Last chance for Vendors	ELIS	Done	2022-04-25	Pinecrest Gardens	Social Media
PG Paid Ad - Star Wars	MICHELLE	Done	2022-04-25	Pinecrest Gardens	Social Ad
US 1 Timeline and FAQs	MICHELLE	Done	2022-04-25	Village	Follow Up
recycling bin post	MICHELLE	Done	2022-04-25	Village	Social Media
Landscaper Seal Post	MICHELLE	Done	2022-04-25	Village	Social Media
Landscaper Seal Post enews	MICHELLE	Done	2022-04-25	Village	Social Media
Landscaper Social Graphic	ADAM	Done	2022-04-26	Village	Design
Star Wars - How to Costume with Aileen	ELIS	Done	2022-04-26	Pinecrest Gardens	Social Media
PACE Graphic	MICHELLE	Done	2022-04-26	Village	Design
My Pinecrest app post	MICHELLE	Done	2022-04-27	Village	Social Media
ADA Paths copy	MICHELLE	Done	2022-04-27	Pinecrest Gardens	Write Copy
Pinecrest Neighbors Support	MICHELLE	Done	2022-04-27	Village	Social Media
Star Wars Raffle Sign	ADAM	Done	2022-04-27	Pinecrest Gardens	Design
PG Star Wars Raffle Sign Print	ADAM	Done	2022-04-27	Pinecrest Gardens	Design
Review Private provider page	MICHELLE	Done	2022-04-27	Building & Planning	Edit Copy
Budget to Finance	MICHELLE	Done	2022-04-27	Village	Follow Up
Star Wars - Drawing Class Post	ELIS	Done	2022-04-27	Pinecrest Gardens	Social Media
PACE graphic post	MICHELLE	Done	2022-04-27	Village	Write Copy
Security training	MICHELLE	Done	2022-04-28	Village	Training
Star Wars - Newsletter	ELIS	Done	2022-04-28	Pinecrest Gardens	Email Marketing
Eventbrite E-blast for Yoga	LACEY	Done	2022-04-28	Pinecrest Gardens	Email Marketing
Calendar of holidays of every religion for social media posting	CHEYENNE	Done	2022-04-29	Village	Social Media
Stephen for tribune Information Item: CRS Activity 510 Annual Progress Report 2021	MICHELLE	Done	2022-04-30	Building & Planning	Write Copy
Questions reference US 1 Vision Plan	MICHELLE	Done		Village	Write Copy
Blog Post	ELIS	Done	2022-04-28	Pinecrest Gardens	Social Media

22-04-18 to 2022-04-

4/18 Affirmation: Today, I will to do my best.

Name	Assigned To	Status	Due Date	Department	Category
ADA Path Social	MICHELLE	Done	2022-04-15	Courtesy	TVC Traffic
Upper Gardens News	MICHELLE	Done	2022-04-18	Village	Social Media
US 1 Vision Plan Post - Miami Realtors News	MICHELLE	Done	2022-04-18	Village	Social Media
Add PBA logo to Business page	MICHELLE	Done	2022-04-18	Village	Website Update
Post HR video on hr Portal	MICHELLE	Done	2022-04-18	Human Resources	Website Update
PG Paid Ad - Orchestra Miami	MICHELLE	Done	2022-04-18	Pinecrest Gardens	Social Media
57th Avenue Banner - Summer Camps	ADAM	Done	2022-04-18	Pinecrest Gardens	Design
E-news Gulliver Prep Pick up	MICHELLE	Done	2022-04-18	Village	Email Marketing
Meeting with Chief and Grant to go over the one 25th	MICHELLE	Done	2022-04-19	Village	Follow Up
PBA logo Copy	MICHELLE	Done	2022-04-19	Village	Write Copy
PACE Post - AH	MICHELLE	Done	2022-04-19	Village	Social Media
Star Wars Art Exhibit Post	ELIS	Done	2022-04-19	Pinecrest Gardens	Social Media
Pace enews	MICHELLE	Done	2022-04-19	Village	Email Marketing
Gary Matzner web news	MICHELLE	Done	2022-04-19	Village	TVC Traffic
Gary Matzner Park copy	MICHELLE	Done	2022-04-20	Village	TVC Traffic
Pinecrest Neighbors Support (copy)	MICHELLE	Done	2022-04-20	Village	Social Media
Star Wars - SaberCraft Post	ELIS	Done	2022-04-21	Pinecrest Gardens	Social Media
Earth Day Social Graphic	ADAM	Done	2022-04-22	Village	Design
Leaf blower & commercial landscape registration	MICHELLE	Done	2022-04-22	Village	Write Copy
commercial landscape registration app on web	MICHELLE	Done	2022-04-22	Building & Planning	Website Update
Gary Matzner post	MICHELLE	Done	2022-04-22	Village	TVC Traffic
Star Wars Countdown Post	ELIS	Done	2022-04-22	Pinecrest Gardens	Social Media
Mother's Day Graphic for social	MICHELLE & ADAM	Done	2022-04-27	Courtesy	TVC Traffic
Senior Games Sponsor Registration	ADAM	Done	2022-05-06	Parks & Rec	Design
Idea for cover of PS PD Badge	MICHELLE	Done		Village	Event Planning
PG Munro 57th Sign Pre-Flight & Print	ADAM	Done		Pinecrest Gardens	Design

22-04-15 to 2022-05-

4/11 Affirmation: EVERY DAY I DELIVER SOMETHING OF VALUE.

Name	Assigned To	Status	Due Date	Department	Category
Verify Social Media Accounts	MICHELLE	Done	2022-03-11	Village	Social Media
Get active on Nextdoor Agency platform	MICHELLE	Done	2022-03-28	Village	Social Media
5x7 for Frost School of Music GRAPHIC	ADAM & MICHELLE	Done	2022-04-07	Pincrest Gardens	Design
Bunny Lamps for sale	ELIS	Done	2022-04-08	Pincrest Gardens	Social Media
PG Paid Ad - Live in Color	MICHELLE	Done	2022-04-08	Pincrest Gardens	Social Media
Paid AD Curious Gardener Sip & Create	MICHELLE	Done	2022-04-08	Pincrest Gardens	Social Ad
Land & Water Conservation Sign Design	ADAM	Done	2022-04-11	Pincrest Gardens	Design
Land & Water Conservation Sign Preflight Print	ADAM	Done	2022-04-11	Pincrest Gardens	Print
Stephen Information Item: CRS Activity 510 Annual Progress Report 2021	MICHELLE	Done	2022-04-12	Building & Planning	Website Update
April is Donation Month!	MICHELLE	Done	2022-04-12	Village	Social Media
Star Wars tickets now on sale	ELIS	Done	2022-04-13	Pincrest Gardens	Social Media
PG Paid Ad - Star Wars	MICHELLE	Done	2022-04-13	Pincrest Gardens	Social Ad
Kick Ball Flyer Update	ADAM	Done	2022-04-14	Pincrest Gardens	Design
Vendors Wanted - Star Wars	ELIS	Done	2022-04-14	Pincrest Gardens	Social Media
Live in Color - Last push post	ELIS	Done	2022-04-15	Pincrest Gardens	Social Media
Upper Gardens post	MICHELLE	Done	2022-04-15	Village	Social Media
US 1 Vision Plan Post - Miami Realtors	MICHELLE	Done	2022-04-15	Village	Social Media
Schools Brochure	MICHELLE	Done	2022-04-18	Village	Follow Up
Extra Recycling bin	MICHELLE	Done	2022-04-19	Village	Write Copy
Extra recycling bin social	MICHELLE	Done	2022-04-19	Village	Social Media
June FitCrest Monthly Challenge Social Square and Flyer	MICHELLE & ADAM	Done	2022-05-01	Parks & Rec	Design
Employee Luncheon	ADAM & CHEYENNE	Done	2022-05-03	Parks & Rec	Design

22-03-11 to 2022-05

April 4 - Weekly Affirmation: I AM CAPABLE.

Name	Assigned To	Status	Due Date	Department	Category
Jazz - Signs	MICHELLE & ADAM	Done	2022-03-25	Pincrest Gardens	Design
US 1 Vision Plan FAQs	MICHELLE	Done	2022-03-28	Village	Follow Up
water map on web	MICHELLE	Done	2022-03-31	Village	Social Media
Bulky waste recycling information	MICHELLE	Done	2022-04-01	Village	Social Media
PG Paid Ad - SUMMER CAMP!	MICHELLE	Done	2022-04-01	Pincrest Gardens	Social Media
Slippery sidewalk (copy)	MICHELLE	Done	2022-04-01	Public Works	Social Media
Recycling Bin Post	MICHELLE	Done	2022-04-01	Village	Social Media
Recycling Bin Enews	MICHELLE	Done	2022-04-01	Village	Email Marketing
Pincrest beat - First Friday of the month	MICHELLE	Done	2022-04-01	Police Department	Email Marketing
April Enews	MICHELLE & ADAM	Done	2022-04-01	Village	Email Marketing
Bunnies & Brews, Last Day of Bunnies Post	ELIS	Done	2022-04-03	Pincrest Gardens	Social Media
VM Report	MICHELLE	Done	2022-04-04	Village	Records
Frost Concert on 4/10 Post and FB Event	ELIS	Done	2022-04-04	Pincrest Gardens	Social Media
FitCrest March Monthly Challenge	MICHELLE	Done	2022-04-04	Parks & Rec	Email Marketing
Pincrest Beat Enews	MICHELLE	Done	2022-04-04	Village	Email Marketing
April is Donation Month!	MICHELLE	Done	2022-04-05	Village	Social Media
Pincrest & PBA Logo	MICHELLE	Done	2022-04-05	Village	Follow Up
Kickboxing Digital Graphic and Flyer	ADAM	Done	2022-04-05	Parks & Rec	Design
5x7 Eblast Arturo Sandoval for CTS	ADAM	Done	2022-04-05	Pincrest Gardens	Design
Social Media Video Star Wars	ADAM	Done	2022-04-05	Pincrest Gardens	Video/Photo
April National Donation Month	MICHELLE	Done	2022-04-06	Village	Social Media
Social Media Video Arturo Sandoval Post	ELIS	Done	2022-04-06	Pincrest Gardens	Social Media
April Jazz Appreciation Month Post (every day is jazz day!)	ELIS	Done	2022-04-06	Pincrest Gardens	Social Media
Enews solar coop	MICHELLE	Done	2022-04-06	Village	Email Marketing
Solar Co-op	MICHELLE	Done	2022-04-06	Village	Social Media
Star Wars 57th Sign - Preflight & Print	ADAM	Done	2022-04-06	Pincrest Gardens	Print
Sip & Create Reel	LACEY	Done	2022-04-07	Pincrest Gardens	Social Media
Add latest news to ticker on homepage and remove period	MICHELLE	Done	2022-04-07	Village	Website Update
57th Avenue Banner - Star Wars	ADAM	Done	2022-04-08	Pincrest Gardens	Design
Build Latest News subpage	MICHELLE	Done	2022-04-08	Village	Website Update
Build seven news stories to populate Latest News page	MICHELLE	Done	2022-04-08	Village	Website Update
Live in Color Post	ELIS	Done	2022-04-08	Pincrest Gardens	Social Media
Paul Post	MICHELLE	Done	2022-04-08	Building & Planning	Social Media
Solar Co-op	MICHELLE	Done	2022-04-12	Village	Social Media

22-03-25 to 2022-04



Marie Arteaga-Nariño
Finance Director
finance@pinecrest-fl.gov

MEMORANDUM

Department of Finance

DATE: May 2, 2022
TO: Yocelyn Galiano, ICMA-CM, Village Manager
FROM: Marie Arteaga-Nariño, Finance Director
RE: April Budget Highlights

Below are noteworthy items for the months of March 2022 and April 2022:

- The Building permit revenue through March was \$1,874,191.61 an increase of \$707,301.16 or 60.6% from the previous year.
- Community Center revenue through March was \$690,474.04 an increase of \$321,849.65 or 87.3% from the previous year.
- Pinecrest Garden revenue through March was \$807,375.38 an increase of \$419,058.29 or 107.9% from the previous year. Grants received thus far in the fiscal year were \$52,811.50.
- The tree account has a balance of \$106,195.03 as of April 30, 2022.
- The red light camera revenue through April was \$643,649.42 and invoices through January is \$129,949.27.
- The FEMA claim from Hurricane Irma was \$3,274,917.67. Of this amount, \$1,656,487.74 has been received. The remaining amount of \$53,676.45 has been obligated and is under review by the state for remittance. \$1,557,508.22 was under appeal and was reviewed in arbitration on April 26 and 27. We expect their decision within the next few months.
- Due to the Covid 19 Pandemic, \$1,023,846.01 was spent and the full amount was reimbursed under the Cares Act.
- Due to the Covid 19 Pandemic, \$199,538.55 has been spent and \$35,134.67 has been reimbursed, while \$77,000.58 of this amount has been denied from the FEMA claims. The Village has appealed the denials and expects a full reimbursement.
- The Village has received \$4,796,926 of the \$9,593,852 from the American Rescue Plan Act.
- Village Council also donated \$27,466.11 from the Grants & Aide & Other Grants and Aide budget line as follows:
 - \$10,000 Economic Development Council of South Miami-Dade
 - \$5,000 Pinecrest City Music Project, Inc
 - \$10,000 Pinecrest Elementary School PTA
 - \$1,466.11 Citrus Foster Program
 - \$1,000 American Cancer Society





Budget by Organization Report

Through 04/30/22
 Prior Fiscal Year Activity Excluded
 Summary Listing

Organization	Adopted Budget	Budget Amendments	Amended Budget	Current Month Transactions	YTD Encumbrances	YTD Transactions	Budget - YTD Transactions	% Used/ Rec'd	Prior Year Total
Fund 001 - General Fund									
REVENUE									
Department 000 - .	27,931,110.00	.00	27,931,110.00	1,948,294.75	.00	21,266,126.59	6,664,983.41	76	28,584,359.36
REVENUE TOTALS	\$27,931,110.00	\$0.00	\$27,931,110.00	\$1,948,294.75	\$0.00	\$21,266,126.59	\$6,664,983.41	76%	\$28,584,359.36
EXPENSE									
Department 000 - .	2,850,170.00	712,983.00	3,563,153.00	.00	.00	1,928,366.75	1,634,786.25	54	3,194,317.46
Department 511 - Village Council	146,375.00	.00	146,375.00	13,507.86	.00	66,517.45	79,857.55	45	179,607.56
Department 512 - Administrative	1,336,295.00	.00	1,336,295.00	78,619.99	36,000.00	689,604.24	610,690.76	54	1,211,838.61
Department 513 - Finance Department	414,925.00	.00	414,925.00	27,108.04	.00	238,463.02	176,461.98	57	375,143.96
Department 514 - Village Attorney	565,000.00	.00	565,000.00	90,329.44	.00	350,372.00	214,628.00	62	618,224.84
Department 519 - General Government	2,141,295.00	.00	2,141,295.00	128,854.10	60,000.00	1,413,914.97	667,380.03	69	1,974,608.26
Department 521 - Police Department	10,784,655.00	71,893.00	10,856,548.00	936,576.92	93,528.55	5,762,639.96	5,000,379.49	54	9,884,693.28
Department 524 - Building, Planning & Zoning -BPZ	2,955,985.00	7,412.00	2,963,397.00	258,752.87	138,158.67	1,664,147.01	1,161,091.32	61	2,615,778.88
Department 525 - Emergency and Disaster Relief	.00	.00	.00	.00	.00	7,009.52	(7,009.52)	+++	416,391.71
Department 539 - Public Works	768,855.00	.00	768,855.00	67,947.89	.00	423,145.73	345,709.27	55	703,556.59
Department 572 - Parks and Recreation	3,080,120.00	104,008.00	3,184,128.00	157,853.02	.00	1,816,122.38	1,368,005.62	57	2,834,727.69
Department 575 - Pinecrest Gardens	2,800,575.00	28,350.00	2,828,925.00	175,459.07	.00	1,741,554.58	1,087,370.42	62	2,502,860.83
EXPENSE TOTALS	\$27,844,250.00	\$924,646.00	\$28,768,896.00	\$1,935,009.20	\$327,687.22	\$16,101,857.61	\$12,339,351.17	57%	\$26,511,749.67
Fund 001 - General Fund Totals									
REVENUE TOTALS	27,931,110.00	.00	27,931,110.00	1,948,294.75	.00	21,266,126.59	6,664,983.41	76%	28,584,359.36
EXPENSE TOTALS	27,844,250.00	924,646.00	28,768,896.00	1,935,009.20	327,687.22	16,101,857.61	12,339,351.17	57%	26,511,749.67
Fund 001 - General Fund Totals	\$86,860.00	(\$924,646.00)	(\$837,786.00)	\$13,285.55	(\$327,687.22)	\$5,164,268.98	(\$5,674,367.76)		\$2,072,609.69



Budget by Organization Report

Through 04/30/22
 Prior Fiscal Year Activity Excluded
 Summary Listing

Organization	Adopted Budget	Budget Amendments	Amended Budget	Current Month Transactions	YTD Encumbrances	YTD Transactions	Budget - YTD Transactions	% Used/ Rec'd	Prior Year Total
Fund 101 - Stormwater Utility Fund									
REVENUE									
Department 000 - .	2,309,000.00	.00	2,309,000.00	32,982.26	.00	1,530,700.78	778,299.22	66	1,244,168.71
REVENUE TOTALS	\$2,309,000.00	\$0.00	\$2,309,000.00	\$32,982.26	\$0.00	\$1,530,700.78	\$778,299.22	66%	\$1,244,168.71
EXPENSE									
Department 538 - Stormwater	3,586,975.00	.00	3,586,975.00	5,555.45	228,357.14	151,780.61	3,206,837.25	11	838,806.33
EXPENSE TOTALS	\$3,586,975.00	\$0.00	\$3,586,975.00	\$5,555.45	\$228,357.14	\$151,780.61	\$3,206,837.25	11%	\$838,806.33
Fund 101 - Stormwater Utility Fund Totals									
REVENUE TOTALS	2,309,000.00	.00	2,309,000.00	32,982.26	.00	1,530,700.78	778,299.22	66%	1,244,168.71
EXPENSE TOTALS	3,586,975.00	.00	3,586,975.00	5,555.45	228,357.14	151,780.61	3,206,837.25	11%	838,806.33
Fund 101 - Stormwater Utility Fund Totals	(\$1,277,975.00)	\$0.00	(\$1,277,975.00)	\$27,426.81	(\$228,357.14)	\$1,378,920.17	(\$2,428,538.03)		\$405,362.38



Budget by Organization Report

Through 04/30/22
 Prior Fiscal Year Activity Excluded
 Summary Listing

Organization	Adopted Budget	Budget Amendments	Amended Budget	Current Month Transactions	YTD Encumbrances	YTD Transactions	Budget - YTD Transactions	% Used/ Rec'd	Prior Year Total
Fund 102 - Transportation Fund									
REVENUE									
Department 000 - .	451,325.00	.00	451,325.00	35,365.12	.00	226,830.96	224,494.04	50	454,433.09
REVENUE TOTALS	\$451,325.00	\$0.00	\$451,325.00	\$35,365.12	\$0.00	\$226,830.96	\$224,494.04	50%	\$454,433.09
EXPENSE									
Department 000 - .	.00	.00	.00	.00	.00	.00	.00	+++	48,880.00
Department 541 - Transportation	446,495.00	.00	446,495.00	3,871.18	2,200.00	269,323.49	174,971.51	61	707,298.68
EXPENSE TOTALS	\$446,495.00	\$0.00	\$446,495.00	\$3,871.18	\$2,200.00	\$269,323.49	\$174,971.51	61%	\$756,178.68
Fund 102 - Transportation Fund Totals									
REVENUE TOTALS	451,325.00	.00	451,325.00	35,365.12	.00	226,830.96	224,494.04	50%	454,433.09
EXPENSE TOTALS	446,495.00	.00	446,495.00	3,871.18	2,200.00	269,323.49	174,971.51	61%	756,178.68
Fund 102 - Transportation Fund Totals	\$4,830.00	\$0.00	\$4,830.00	\$31,493.94	(\$2,200.00)	(\$42,492.53)	\$49,522.53		(\$301,745.59)



Budget by Organization Report

Through 04/30/22
 Prior Fiscal Year Activity Excluded
 Summary Listing

Organization	Adopted Budget	Budget Amendments	Amended Budget	Current Month Transactions	YTD Encumbrances	YTD Transactions	Budget - YTD Transactions	% Used/ Rec'd	Prior Year Total
Fund 103 - Police Education Fund									
REVENUE									
Department 000 - .	5,020.00	.00	5,020.00	333.38	.00	5,025.08	(5.08)	100	3,978.47
REVENUE TOTALS	\$5,020.00	\$0.00	\$5,020.00	\$333.38	\$0.00	\$5,025.08	(\$5.08)	100%	\$3,978.47
EXPENSE									
Department 521 - Police Department	21,660.00	.00	21,660.00	.00	.00	1,854.00	19,806.00	9	6,564.50
EXPENSE TOTALS	\$21,660.00	\$0.00	\$21,660.00	\$0.00	\$0.00	\$1,854.00	\$19,806.00	9%	\$6,564.50
Fund 103 - Police Education Fund Totals									
REVENUE TOTALS	5,020.00	.00	5,020.00	333.38	.00	5,025.08	(5.08)	100%	3,978.47
EXPENSE TOTALS	21,660.00	.00	21,660.00	.00	.00	1,854.00	19,806.00	9%	6,564.50
Fund 103 - Police Education Fund Totals	(\$16,640.00)	\$0.00	(\$16,640.00)	\$333.38	\$0.00	\$3,171.08	(\$19,811.08)		(\$2,586.03)



Budget by Organization Report

Through 04/30/22
 Prior Fiscal Year Activity Excluded
 Summary Listing

Organization	Adopted Budget	Budget Amendments	Amended Budget	Current Month Transactions	YTD Encumbrances	YTD Transactions	Budget - YTD Transactions	% Used/ Rec'd	Prior Year Total
Fund 104 - Police Forfeiture Fund									
REVENUE									
Department 000 - .	20,000.00	.00	20,000.00	.00	.00	3.30	19,996.70	0	15,271.25
REVENUE TOTALS	\$20,000.00	\$0.00	\$20,000.00	\$0.00	\$0.00	\$3.30	\$19,996.70	0%	\$15,271.25
EXPENSE									
Department 521 - Police Department	30,000.00	.00	30,000.00	.00	.00	5,350.00	24,650.00	18	30,708.85
EXPENSE TOTALS	\$30,000.00	\$0.00	\$30,000.00	\$0.00	\$0.00	\$5,350.00	\$24,650.00	18%	\$30,708.85
Fund 104 - Police Forfeiture Fund Totals									
REVENUE TOTALS	20,000.00	.00	20,000.00	.00	.00	3.30	19,996.70	0%	15,271.25
EXPENSE TOTALS	30,000.00	.00	30,000.00	.00	.00	5,350.00	24,650.00	18%	30,708.85
Fund 104 - Police Forfeiture Fund Totals	(\$10,000.00)	\$0.00	(\$10,000.00)	\$0.00	\$0.00	(\$5,346.70)	(\$4,653.30)		(\$15,437.60)



Budget by Organization Report

Through 04/30/22
 Prior Fiscal Year Activity Excluded
 Summary Listing

Organization	Adopted Budget	Budget Amendments	Amended Budget	Current Month Transactions	YTD Encumbrances	YTD Transactions	Budget - YTD Transactions	% Used/ Rec'd	Prior Year Total
Fund 105 - Hardwire, 911 Fund									
REVENUE									
Department 000 - .	65,500.00	.00	65,500.00	.00	.00	65,888.85	(388.85)	101	80,065.62
REVENUE TOTALS	\$65,500.00	\$0.00	\$65,500.00	\$0.00	\$0.00	\$65,888.85	(\$388.85)	101%	\$80,065.62
EXPENSE									
Department 521 - Police Department	65,490.00	.00	65,490.00	771.02	.00	38,171.01	27,318.99	58	76,044.97
EXPENSE TOTALS	\$65,490.00	\$0.00	\$65,490.00	\$771.02	\$0.00	\$38,171.01	\$27,318.99	58%	\$76,044.97
Fund 105 - Hardwire, 911 Fund Totals									
REVENUE TOTALS	65,500.00	.00	65,500.00	.00	.00	65,888.85	(388.85)	101%	80,065.62
EXPENSE TOTALS	65,490.00	.00	65,490.00	771.02	.00	38,171.01	27,318.99	58%	76,044.97
Fund 105 - Hardwire, 911 Fund Totals	\$10.00	\$0.00	\$10.00	(\$771.02)	\$0.00	\$27,717.84	(\$27,707.84)		\$4,020.65



Budget by Organization Report

Through 04/30/22
 Prior Fiscal Year Activity Excluded
 Summary Listing

Organization	Adopted Budget	Budget Amendments	Amended Budget	Current Month Transactions	YTD Encumbrances	YTD Transactions	Budget - YTD Transactions	% Used/ Rec'd	Prior Year Total
Fund 106 - Wireless, 911 Fund									
REVENUE									
Department 000 - .	63,000.00	.00	63,000.00	.00	.00	70,214.37	(7,214.37)	111	51,225.40
REVENUE TOTALS	\$63,000.00	\$0.00	\$63,000.00	\$0.00	\$0.00	\$70,214.37	(\$7,214.37)	111%	\$51,225.40
EXPENSE									
Department 521 - Police Department	63,020.00	.00	63,020.00	742.97	.00	36,809.18	26,210.82	58	62,062.90
EXPENSE TOTALS	\$63,020.00	\$0.00	\$63,020.00	\$742.97	\$0.00	\$36,809.18	\$26,210.82	58%	\$62,062.90
Fund 106 - Wireless, 911 Fund Totals									
REVENUE TOTALS	63,000.00	.00	63,000.00	.00	.00	70,214.37	(7,214.37)	111%	51,225.40
EXPENSE TOTALS	63,020.00	.00	63,020.00	742.97	.00	36,809.18	26,210.82	58%	62,062.90
Fund 106 - Wireless, 911 Fund Totals	(\$20.00)	\$0.00	(\$20.00)	(\$742.97)	\$0.00	\$33,405.19	(\$33,425.19)		(\$10,837.50)



Budget by Organization Report

Through 04/30/22
 Prior Fiscal Year Activity Excluded
 Summary Listing

Organization	Adopted Budget	Budget Amendments	Amended Budget	Current Month Transactions	YTD Encumbrances	YTD Transactions	Budget - YTD Transactions	% Used/ Rec'd	Prior Year Total
Fund 107 - CITT Public Transit Fund									
REVENUE									
Department 000 - .	862,890.00	.00	862,890.00	104,982.71	.00	533,776.23	329,113.77	62	823,791.71
REVENUE TOTALS	\$862,890.00	\$0.00	\$862,890.00	\$104,982.71	\$0.00	\$533,776.23	\$329,113.77	62%	\$823,791.71
EXPENSE									
Department 541 - Transportation	1,290,250.00	.00	1,290,250.00	37,175.00	168,385.91	363,066.54	758,797.55	41	422,596.54
EXPENSE TOTALS	\$1,290,250.00	\$0.00	\$1,290,250.00	\$37,175.00	\$168,385.91	\$363,066.54	\$758,797.55	41%	\$422,596.54
Fund 107 - CITT Public Transit Fund Totals									
REVENUE TOTALS	862,890.00	.00	862,890.00	104,982.71	.00	533,776.23	329,113.77	62%	823,791.71
EXPENSE TOTALS	1,290,250.00	.00	1,290,250.00	37,175.00	168,385.91	363,066.54	758,797.55	41%	422,596.54
Fund 107 - CITT Public Transit Fund Totals	(\$427,360.00)	\$0.00	(\$427,360.00)	\$67,807.71	(\$168,385.91)	\$170,709.69	(\$429,683.78)		\$401,195.17



Budget by Organization Report

Through 04/30/22
 Prior Fiscal Year Activity Excluded
 Summary Listing

Organization	Adopted Budget	Budget Amendments	Amended Budget	Current Month Transactions	YTD Encumbrances	YTD Transactions	Budget - YTD Transactions	% Used/ Rec'd	Prior Year Total
Fund 108 - Prepaid Phone 911 Fund									
REVENUE									
Department 000 - .	16,505.00	.00	16,505.00	.00	.00	18,387.81	(1,882.81)	111	10,943.32
REVENUE TOTALS	\$16,505.00	\$0.00	\$16,505.00	\$0.00	\$0.00	\$18,387.81	(\$1,882.81)	111%	\$10,943.32
EXPENSE									
Department 521 - Police Department	16,765.00	.00	16,765.00	196.30	.00	9,749.94	7,015.06	58	18,299.54
EXPENSE TOTALS	\$16,765.00	\$0.00	\$16,765.00	\$196.30	\$0.00	\$9,749.94	\$7,015.06	58%	\$18,299.54
Fund 108 - Prepaid Phone 911 Fund Totals									
REVENUE TOTALS	16,505.00	.00	16,505.00	.00	.00	18,387.81	(1,882.81)	111%	10,943.32
EXPENSE TOTALS	16,765.00	.00	16,765.00	196.30	.00	9,749.94	7,015.06	58%	18,299.54
Fund 108 - Prepaid Phone 911 Fund Totals	(\$260.00)	\$0.00	(\$260.00)	(\$196.30)	\$0.00	\$8,637.87	(\$8,897.87)		(\$7,356.22)



Budget by Organization Report

Through 04/30/22
 Prior Fiscal Year Activity Excluded
 Summary Listing

Organization	Adopted Budget	Budget Amendments	Amended Budget	Current Month Transactions	YTD Encumbrances	YTD Transactions	Budget - YTD Transactions	% Used/ Rec'd	Prior Year Total
Fund 109 - Police Impact Fee Fund									
REVENUE									
Department 000 - .	10,000.00	.00	10,000.00	.00	.00	9,023.17	976.83	90	7,916.66
REVENUE TOTALS	\$10,000.00	\$0.00	\$10,000.00	\$0.00	\$0.00	\$9,023.17	\$976.83	90%	\$7,916.66
EXPENSE									
Department 521 - Police Department	10,000.00	.00	10,000.00	.00	.00	.00	10,000.00	0	.00
EXPENSE TOTALS	\$10,000.00	\$0.00	\$10,000.00	\$0.00	\$0.00	\$0.00	\$10,000.00	0%	\$0.00
Fund 109 - Police Impact Fee Fund Totals									
REVENUE TOTALS	10,000.00	.00	10,000.00	.00	.00	9,023.17	976.83	90%	7,916.66
EXPENSE TOTALS	10,000.00	.00	10,000.00	.00	.00	.00	10,000.00	0%	.00
Fund 109 - Police Impact Fee Fund Totals	\$0.00	\$0.00	\$0.00	\$0.00	\$0.00	\$9,023.17	(\$9,023.17)		\$7,916.66



Budget by Organization Report

Through 04/30/22
 Prior Fiscal Year Activity Excluded
 Summary Listing

Organization	Adopted Budget	Budget Amendments	Amended Budget	Current Month Transactions	YTD Encumbrances	YTD Transactions	Budget - YTD Transactions	% Used/ Rec'd	Prior Year Total
Fund 110 - Parks Impact Fee Fund									
REVENUE									
Department 000 - .	25,000.00	.00	25,000.00	.00	.00	51,995.22	(26,995.22)	208	36,190.35
REVENUE TOTALS	\$25,000.00	\$0.00	\$25,000.00	\$0.00	\$0.00	\$51,995.22	(\$26,995.22)	208%	\$36,190.35
EXPENSE									
Department 572 - Parks and Recreation	25,000.00	.00	25,000.00	.00	.00	.00	25,000.00	0	.00
Department 575 - Pinecrest Gardens	.00	.00	.00	.00	.00	.00	.00	+++	.00
EXPENSE TOTALS	\$25,000.00	\$0.00	\$25,000.00	\$0.00	\$0.00	\$0.00	\$25,000.00	0%	\$0.00
Fund 110 - Parks Impact Fee Fund Totals									
REVENUE TOTALS	25,000.00	.00	25,000.00	.00	.00	51,995.22	(26,995.22)	208%	36,190.35
EXPENSE TOTALS	25,000.00	.00	25,000.00	.00	.00	.00	25,000.00	0%	.00
Fund 110 - Parks Impact Fee Fund Totals	\$0.00	\$0.00	\$0.00	\$0.00	\$0.00	\$51,995.22	(\$51,995.22)		\$36,190.35



Budget by Organization Report

Through 04/30/22
 Prior Fiscal Year Activity Excluded
 Summary Listing

Organization	Adopted Budget	Budget Amendments	Amended Budget	Current Month Transactions	YTD Encumbrances	YTD Transactions	Budget - YTD Transactions	% Used/ Rec'd	Prior Year Total
Fund 111 - Municipal Services Impact Fee									
REVENUE									
Department 000 - .	28,000.00	.00	28,000.00	4,252.45	.00	30,711.15	(2,711.15)	110	43,660.75
REVENUE TOTALS	\$28,000.00	\$0.00	\$28,000.00	\$4,252.45	\$0.00	\$30,711.15	(\$2,711.15)	110%	\$43,660.75
EXPENSE									
Department 519 - General Government	28,000.00	.00	28,000.00	.00	2,650.71	2,889.30	22,459.99	20	42,902.29
EXPENSE TOTALS	\$28,000.00	\$0.00	\$28,000.00	\$0.00	\$2,650.71	\$2,889.30	\$22,459.99	20%	\$42,902.29
Fund 111 - Municipal Services Impact Fee Totals									
REVENUE TOTALS	28,000.00	.00	28,000.00	4,252.45	.00	30,711.15	(2,711.15)	110%	43,660.75
EXPENSE TOTALS	28,000.00	.00	28,000.00	.00	2,650.71	2,889.30	22,459.99	20%	42,902.29
Fund 111 - Municipal Services Impact Fee Totals	\$0.00	\$0.00	\$0.00	\$4,252.45	(\$2,650.71)	\$27,821.85	(\$25,171.14)		\$758.46



Budget by Organization Report

Through 04/30/22
 Prior Fiscal Year Activity Excluded
 Summary Listing

Organization	Adopted Budget	Budget Amendments	Amended Budget	Current Month Transactions	YTD Encumbrances	YTD Transactions	Budget - YTD Transactions	% Used/ Rec'd	Prior Year Total
Fund 112 - Stormwater Impact Fee Fund									
REVENUE									
Department 000 - .	45,000.00	.00	45,000.00	5,704.87	.00	75,922.38	(30,922.38)	169	75,656.38
REVENUE TOTALS	\$45,000.00	\$0.00	\$45,000.00	\$5,704.87	\$0.00	\$75,922.38	(\$30,922.38)	169%	\$75,656.38
EXPENSE									
Department 538 - Stormwater	45,000.00	.00	45,000.00	.00	.00	.00	45,000.00	0	400.00
EXPENSE TOTALS	\$45,000.00	\$0.00	\$45,000.00	\$0.00	\$0.00	\$0.00	\$45,000.00	0%	\$400.00
Fund 112 - Stormwater Impact Fee Fund Totals									
REVENUE TOTALS	45,000.00	.00	45,000.00	5,704.87	.00	75,922.38	(30,922.38)	169%	75,656.38
EXPENSE TOTALS	45,000.00	.00	45,000.00	.00	.00	.00	45,000.00	0%	400.00
Fund 112 - Stormwater Impact Fee Fund Totals	\$0.00	\$0.00	\$0.00	\$5,704.87	\$0.00	\$75,922.38	(\$75,922.38)		\$75,256.38



Budget by Organization Report

Through 04/30/22
 Prior Fiscal Year Activity Excluded
 Summary Listing

Organization	Adopted Budget	Budget Amendments	Amended Budget	Current Month Transactions	YTD Encumbrances	YTD Transactions	Budget - YTD Transactions	% Used/ Rec'd	Prior Year Total
Fund 201 - Debt Service Fund									
REVENUE									
Department 000 - .	2,196,320.00	.00	2,196,320.00	.00	.00	561,533.75	1,634,786.25	26	3,057,240.46
REVENUE TOTALS	\$2,196,320.00	\$0.00	\$2,196,320.00	\$0.00	\$0.00	\$561,533.75	\$1,634,786.25	26%	\$3,057,240.46
EXPENSE									
Department 000 - .	2,196,320.00	.00	2,196,320.00	.00	.00	561,533.75	1,634,786.25	26	3,335,606.27
EXPENSE TOTALS	\$2,196,320.00	\$0.00	\$2,196,320.00	\$0.00	\$0.00	\$561,533.75	\$1,634,786.25	26%	\$3,335,606.27
Fund 201 - Debt Service Fund Totals									
REVENUE TOTALS	2,196,320.00	.00	2,196,320.00	.00	.00	561,533.75	1,634,786.25	26%	3,057,240.46
EXPENSE TOTALS	2,196,320.00	.00	2,196,320.00	.00	.00	561,533.75	1,634,786.25	26%	3,335,606.27
Fund 201 - Debt Service Fund Totals	\$0.00	\$0.00	\$0.00	\$0.00	\$0.00	\$0.00	\$0.00		(\$278,365.81)



Budget by Organization Report

Through 04/30/22
 Prior Fiscal Year Activity Excluded
 Summary Listing

Organization	Adopted Budget	Budget Amendments	Amended Budget	Current Month Transactions	YTD Encumbrances	YTD Transactions	Budget - YTD Transactions	% Used/ Rec'd	Prior Year Total
Fund 301 - Capital Projects Fund									
REVENUE									
Department 000 - .	10,021,323.00	.00	10,021,323.00	11,423.23	.00	6,180,087.40	3,841,235.60	62	13,881,931.73
REVENUE TOTALS	\$10,021,323.00	\$0.00	\$10,021,323.00	\$11,423.23	\$0.00	\$6,180,087.40	\$3,841,235.60	62%	\$13,881,931.73
EXPENSE									
Department 000 - .	.00	.00	.00	.00	.00	.00	.00	+++	86,971.98
Department 511 - Village Council	.00	.00	.00	.00	.00	.00	.00	+++	39,502.52
Department 519 - General Government	10,219,737.00	27,275.00	10,247,012.00	995,880.83	8,741,607.75	2,148,147.37	(642,743.12)	106	3,866,764.12
Department 521 - Police Department	.00	330,963.00	330,963.00	.00	345,400.30	.00	(14,437.30)	104	.00
Department 524 - Building, Planning & Zoning -BPZ	.00	25,517.00	25,517.00	.00	1,135.00	24,382.00	.00	100	.00
Department 539 - Public Works	60,000.00	421,227.00	481,227.00	47,389.19	352,635.44	88,000.83	40,590.73	92	.00
Department 572 - Parks and Recreation	373,750.00	3,565,175.00	3,938,925.00	9,730.00	429,216.18	749,688.79	2,760,020.03	30	852,661.07
Department 575 - Pinecrest Gardens	214,760.00	3,263,075.00	3,477,835.00	368,190.96	568,687.54	1,979,778.29	929,369.17	73	5,348,258.77
EXPENSE TOTALS	\$10,868,247.00	\$7,633,232.00	\$18,501,479.00	\$1,421,190.98	\$10,438,682.21	\$4,989,997.28	\$3,072,799.51	83%	\$10,194,158.46
Fund 301 - Capital Projects Fund Totals									
REVENUE TOTALS	10,021,323.00	.00	10,021,323.00	11,423.23	.00	6,180,087.40	3,841,235.60	62%	13,881,931.73
EXPENSE TOTALS	10,868,247.00	7,633,232.00	18,501,479.00	1,421,190.98	10,438,682.21	4,989,997.28	3,072,799.51	83%	10,194,158.46
Fund 301 - Capital Projects Fund Totals									
	(\$846,924.00)	(\$7,633,232.00)	(\$8,480,156.00)	(\$1,409,767.75)	(\$10,438,682.21)	\$1,190,090.12	\$768,436.09		\$3,687,773.27
Grand Totals									
REVENUE TOTALS	44,049,993.00	.00	44,049,993.00	2,143,338.77	.00	30,626,227.04	13,423,765.96	70%	48,370,833.26
EXPENSE TOTALS	46,537,472.00	8,557,878.00	55,095,350.00	3,404,512.10	11,167,963.19	22,532,382.71	21,395,004.10	61%	42,296,079.00
Grand Totals	(\$2,487,479.00)	(\$8,557,878.00)	(\$11,045,357.00)	(\$1,261,173.33)	(\$11,167,963.19)	\$8,093,844.33	(\$7,971,238.14)		\$6,074,754.26

INVESTMENT RETURNS

SOURCE	21-May	21-Jun	21-Jul	21-Aug	21-Sep	21-Oct	21-Nov	21-Dec	22-Jan	22-Feb	22-Mar	22-Apr	Investment***
STATE POOL	0.11%	0.10%	0.09%	0.09%	0.08%	0.10%	0.11%	0.13%	0.13%	0.15%	0.40%	0.45%	VILLAGE
T-BILLS													
6 Months	0.04%	0.06%	0.05%	0.06%	0.05%	0.07%	0.09%	0.19%	0.43%	0.65%	1.02%	1.35%	NA
3 Months	0.02%	0.05%	0.06%	0.04%	0.04%	0.05%	0.05%	0.05%	0.20%	0.32%	0.51%	0.81%	NA
National Rates													
One Year	0.17%	0.17%	0.17%	0.17%	0.15%	0.75%	0.14%	0.14%	0.14%	0.19%	0.19%	0.22%	NA
PRIME RATE	3.25%	3.25%	3.25%	3.25%	3.25%	3.25%	3.25%	3.25%	3.25%	3.25%	3.50%	3.50%	NA
CONSUMER PRICE IN	269.2	271.7	273.0	273.6	274.3	276.6	277.9	278.8	281.1	283.7	287.5		NA
Plus/Minus Year Ago	5.0%	5.4%	5.4%	5.3%	5.4%	6.2%	6.8%	7.0%	7.5%	7.9%	8.5%		NA
MORTGAGE/SECURITIES *													
30 Years -													
Fannie Mae (FNMA)	2.41%	2.47%	2.34%	2.38%	2.63%	2.64%	2.50%	2.63%	3.09%	3.58%	4.43%	4.65%	NA
NAPM ** / ISM	61.2	60.6	59.5	59.9	61.1	60.8	61.1	58.7	57.6	58.6	57.1		NA

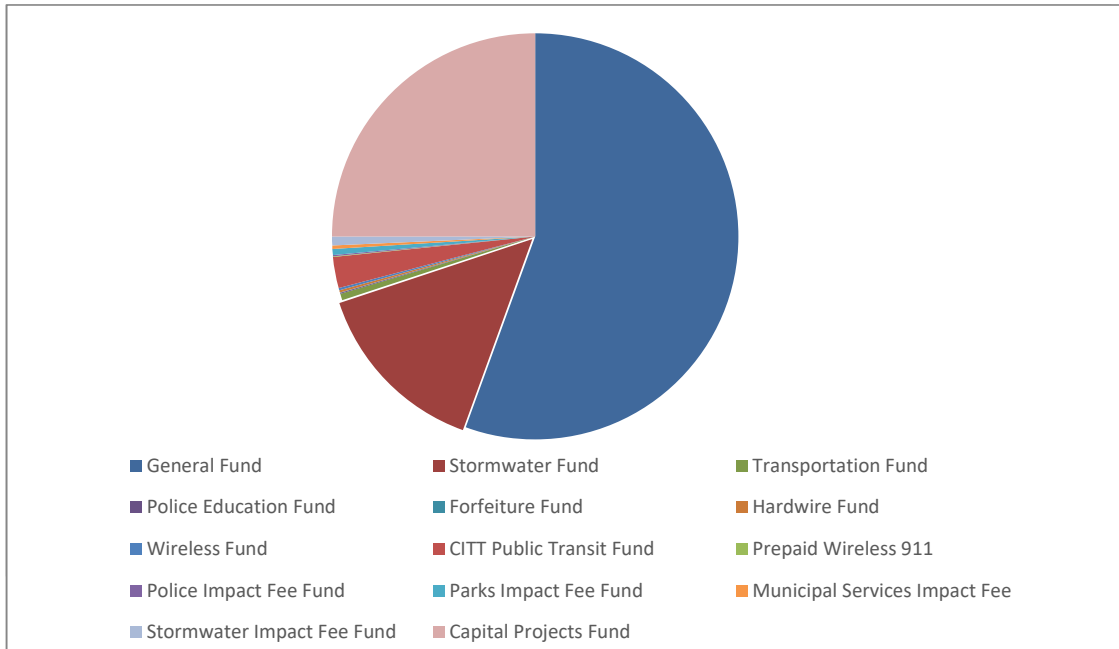
* Mortgage/Securities Return Principal and Interest on a Monthly Basis

** Institute for Supply Management, a reading of under 50 denotes contraction and a reading of above 50 denotes expansion in the manufacturing sector of the economy.

*** Only the investments with the notation "Village" are currently in place, the others are presented for comparison purposes.

**Cash Summary
FY 2022
April 30, 2022**

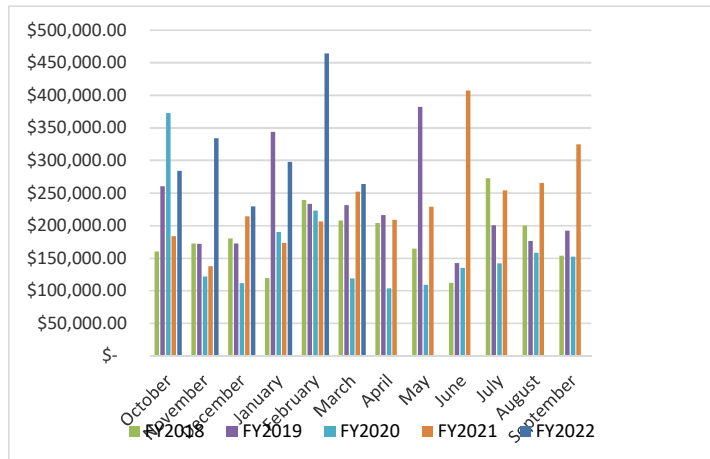
Fund #	Description of Fund	Total	City National	State Investment Pool
001	General Fund	\$ 13,847,890	\$ 8,420,553	\$ 5,427,338
101	Stormwater Fund	\$ 3,582,725	\$ 3,081,613	\$ 501,112
102	Transportation Fund	\$ 133,853	\$ 133,853	\$ -
103	Police Education Fund	\$ 20,496	\$ 20,496	
104	Forfeiture Fund	\$ 5,159	\$ 5,159	
105	Hardwire Fund	\$ 42,583	\$ 42,583	
106	Wireless Fund	\$ 50,620	\$ 50,620	
107	CITT Public Transit Fund	\$ 616,642	\$ 616,642	
108	Prepaid Wireless 911	\$ 12,897	\$ 12,897	
109	Police Impact Fee Fund	\$ 19,614	\$ 19,614	
110	Parks Impact Fee Fund	\$ 119,047	\$ 119,047	
111	Municipal Services Impact Fee	\$ 70,746	\$ 70,746	
112	Stormwater Impact Fee Fund	\$ 178,336	\$ 178,336	
301	Capital Projects Fund	\$ 6,233,855	\$ 5,786,405	\$ 447,450
Totals		\$ 24,934,466	\$ 18,558,566	\$ 6,375,900



**Building Permit Revenues
FY 2018-Present**

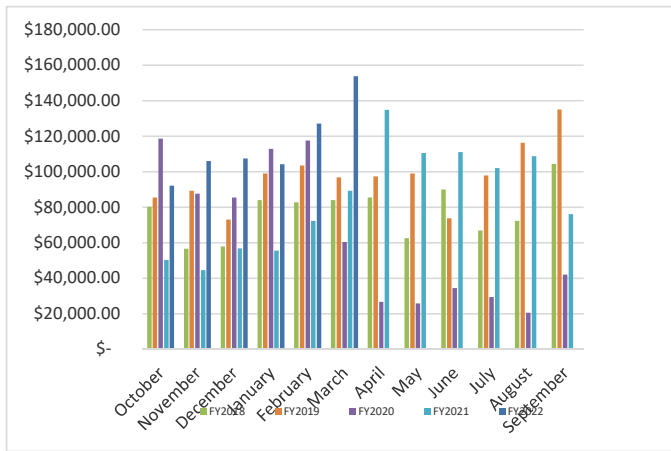
322.000

	FY2018	FY2019	FY2020	FY2021	FY2022
October	\$ 160,079.56	\$ 260,228.01	\$ 372,905.11	\$ 183,745.84	\$ 284,196.07
November	\$ 172,478.85	\$ 171,992.67	\$ 121,838.69	\$ 137,541.94	\$ 333,988.54
December	\$ 180,327.18	\$ 172,631.89	\$ 111,233.71	\$ 214,051.63	\$ 229,621.59
January	\$ 119,181.73	\$ 343,754.99	\$ 189,876.84	\$ 173,247.94	\$ 297,805.14
February	\$ 239,307.30	\$ 233,351.51	\$ 223,076.90	\$ 206,303.66	\$ 464,680.57
March	\$ 207,766.13	\$ 231,184.60	\$ 118,754.22	\$ 251,999.44	\$ 263,899.70
April	\$ 203,728.53	\$ 216,360.49	\$ 103,684.34	\$ 208,688.52	
May	\$ 164,379.19	\$ 382,465.57	\$ 108,891.20	\$ 228,701.59	
June	\$ 112,092.97	\$ 142,230.75	\$ 134,816.40	\$ 407,437.73	
July	\$ 272,520.36	\$ 200,337.50	\$ 141,905.11	\$ 254,125.18	
August	\$ 199,734.32	\$ 176,293.69	\$ 158,188.50	\$ 265,216.93	
September	\$ 153,467.59	\$ 191,970.02	\$ 152,367.77	\$ 324,573.94	
Totals	\$ 2,185,063.71	\$ 2,722,801.69	\$ 1,937,538.79	\$ 2,855,634.34	\$ 1,874,191.61



347.100

	FY2018	FY2019	FY2020	FY2021	FY2022
October	\$ 80,203.52	\$ 85,354.17	\$ 118,686.24	\$ 50,305.88	\$ 92,005.68
November	\$ 56,555.52	\$ 89,209.37	\$ 87,585.40	\$ 44,526.26	\$ 105,980.97
December	\$ 57,898.32	\$ 73,000.18	\$ 85,345.55	\$ 56,820.26	\$ 107,452.93
January	\$ 83,973.40	\$ 99,024.14	\$ 112,784.32	\$ 55,454.55	\$ 104,153.19
February	\$ 82,747.84	\$ 103,510.00	\$ 117,581.09	\$ 72,340.82	\$ 127,123.34
March	\$ 83,968.31	\$ 96,838.88	\$ 60,377.21	\$ 89,176.62	\$ 153,757.93
April	\$ 85,354.57	\$ 97,297.48	\$ 26,687.09	\$ 134,824.66	
May	\$ 62,548.76	\$ 98,926.81	\$ 25,645.99	\$ 110,531.84	
June	\$ 89,837.20	\$ 73,755.95	\$ 34,438.85	\$ 111,045.09	
July	\$ 66,904.81	\$ 97,949.10	\$ 29,373.95	\$ 102,080.95	
August	\$ 72,240.40	\$ 116,175.85	\$ 20,412.81	\$ 108,611.52	
September	\$ 104,419.92	\$ 134,937.58	\$ 42,046.88	\$ 76,065.16	
Totals	\$ 926,652.57	\$ 1,165,979.51	\$ 760,965.38	\$ 1,011,783.61	\$ 690,474.04





Budget Performance Report

Fiscal Year to Date 03/31/22

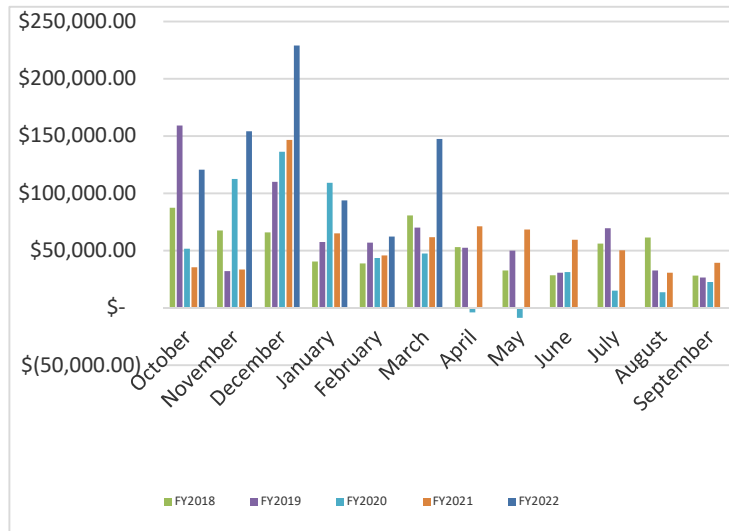
Include Rollup Account and Rollup to Object

Account	Account Description	Adopted Budget	Budget Amendments	Amended Budget	Current Month Transactions	YTD Encumbrances	YTD Transactions	Budget - YTD Transactions	% Used/ Rec'd	Prior Year Total
Fund 001 - General Fund										
REVENUE										
Department 000 - .										
Division 00 - .										
347	Culture									
347.100	Culture Community Center, Control	1,142,425.00	.00	1,142,425.00	.00	.00	.00	1,142,425.00	0	.00
347.101	Culture CC Building Rentals	.00	.00	.00	3,663.42	.00	16,633.67	(16,633.67)	+++	22,454.88
347.102	Culture CC Field Rentals	.00	.00	.00	432.50	.00	1,324.50	(1,324.50)	+++	11,320.50
347.103	Culture CC User League Fees	.00	.00	.00	.00	.00	15,708.75	(15,708.75)	+++	8,816.00
347.104	Culture CC Camps	.00	.00	.00	39,652.75	.00	80,531.05	(80,531.05)	+++	281,785.75
347.105	Culture CC Concession Sales	.00	.00	.00	40.00	.00	190.00	(190.00)	+++	395.00
347.107	Culture CC Classes, Member	.00	.00	.00	74,872.49	.00	383,721.77	(383,721.77)	+++	345,680.68
347.108	Culture CC Trainer Fees	.00	.00	.00	800.00	.00	4,800.00	(4,800.00)	+++	9,200.00
347.109	Culture CC Day Passes	.00	.00	.00	600.00	.00	4,350.30	(4,350.30)	+++	6,600.90
347.113	Culture CC Memberships, One Week	.00	.00	.00	640.00	.00	4,368.60	(4,368.60)	+++	6,447.10
347.116	Culture CC, Special Events	.00	.00	.00	.00	.00	1,892.45	(1,892.45)	+++	7,193.93
347.123	Culture CC Senior Trips/Tours	.00	.00	.00	.00	.00	3,685.00	(3,685.00)	+++	98.50
347.125	Culture CC Booth Fee	.00	.00	.00	.00	.00	.00	.00	+++	500.00
347.126	Culture CC Mind & Body Classes	.00	.00	.00	4,778.00	.00	26,928.00	(26,928.00)	+++	52,151.00
347.127	Culture CC Non- Resident Membership	.00	.00	.00	4,228.40	.00	22,074.00	(22,074.00)	+++	46,212.74
347.128	Culture CC Resident Memberships	.00	.00	.00	26,214.50	.00	134,936.30	(134,936.30)	+++	228,832.80
347.129	Culture CC Coach Permits	.00	.00	.00	.00	.00	.00	.00	+++	1,220.00
347.180	Culture Office Supplies	.00	.00	.00	.00	.00	.00	.00	+++	161.60
347.199	Culture CC Credit Card Fees	.00	.00	.00	(2,164.13)	.00	(10,670.35)	10,670.35	+++	(17,287.77)
347 - Culture Totals		\$1,142,425.00	\$0.00	\$1,142,425.00	\$153,757.93	\$0.00	\$690,474.04	\$451,950.96	60%	\$1,011,783.61
Division 00 - . Totals		\$1,142,425.00	\$0.00	\$1,142,425.00	\$153,757.93	\$0.00	\$690,474.04	\$451,950.96	60%	\$1,011,783.61
Department 000 - . Totals		\$1,142,425.00	\$0.00	\$1,142,425.00	\$153,757.93	\$0.00	\$690,474.04	\$451,950.96	60%	\$1,011,783.61
REVENUE TOTALS		\$1,142,425.00	\$0.00	\$1,142,425.00	\$153,757.93	\$0.00	\$690,474.04	\$451,950.96	60%	\$1,011,783.61
Fund 001 - General Fund Totals										
REVENUE TOTALS		1,142,425.00	.00	1,142,425.00	153,757.93	.00	690,474.04	451,950.96	60%	1,011,783.61
EXPENSE TOTALS		.00	.00	.00	.00	.00	.00	.00	+++	.00
Fund 001 - General Fund Totals		\$1,142,425.00	\$0.00	\$1,142,425.00	\$153,757.93	\$0.00	\$690,474.04	\$451,950.96		\$1,011,783.61
Grand Totals										
REVENUE TOTALS		1,142,425.00	.00	1,142,425.00	153,757.93	.00	690,474.04	451,950.96	60%	1,011,783.61
EXPENSE TOTALS		.00	.00	.00	.00	.00	.00	.00	+++	.00
Grand Totals		\$1,142,425.00	\$0.00	\$1,142,425.00	\$153,757.93	\$0.00	\$690,474.04	\$451,950.96		\$1,011,783.61

**Pinecrest Gardens Revenues
FY 2018-Present**

347.300

	FY2018	FY2019	FY2020	FY2021	FY2022
October	\$ 87,443.94	\$ 159,277.30	\$ 51,674.33	\$ 35,413.56	\$ 120,551.14
November	\$ 67,618.75	\$ 32,203.39	\$ 112,668.57	\$ 33,563.16	\$ 154,247.36
December	\$ 65,955.15	\$ 109,984.35	\$ 136,215.50	\$ 146,743.69	\$ 228,960.70
January	\$ 40,591.94	\$ 57,626.46	\$ 109,193.23	\$ 65,023.82	\$ 93,963.02
February	\$ 38,735.91	\$ 56,961.89	\$ 43,630.72	\$ 45,724.98	\$ 62,258.25
March	\$ 80,607.97	\$ 69,960.32	\$ 47,487.74	\$ 61,847.88	\$ 147,394.91
April	\$ 53,043.40	\$ 52,603.25	\$ (3,996.21)	\$ 71,173.37	
May	\$ 32,642.15	\$ 49,966.05	\$ (8,785.23)	\$ 68,457.73	
June	\$ 28,448.54	\$ 30,720.29	\$ 31,386.92	\$ 59,478.76	
July	\$ 56,053.59	\$ 69,628.97	\$ 14,999.48	\$ 50,123.66	
August	\$ 61,331.14	\$ 32,746.80	\$ 13,552.96	\$ 30,832.49	
September	\$ 28,142.77	\$ 26,443.55	\$ 22,636.10	\$ 39,341.74	
Totals Without Grants					
Grants	\$ 640,615.25	\$ 748,122.62	\$ 570,664.11	\$ 707,724.84	\$ 807,375.38
Grants YTD	\$ 80,421.00	\$ 30,853.10	\$ 74,564.00	\$ 394,462.95	\$ 52,811.50
Donations YTD	\$ 1,700.00	\$ 35,900.00	\$ -	\$ 5,000.00	\$ -
Total Revenues incl Grants	\$ 722,736.25	\$ 814,875.72	\$ 645,228.11	\$ 1,107,187.79	\$ 860,186.88





Budget Performance Report

Fiscal Year to Date 03/31/22

Include Rollup Account and Rollup to Object

Account	Account Description	Adopted Budget	Budget Amendments	Amended Budget	Current Month Transactions	YTD Encumbrances	YTD Transactions	Budget - YTD Transactions	% Used/ Rec'd	Prior Year Total
REVENUE										
Fund 001 - General Fund										
Department 000 - .										
Division 00 - .										
347	Culture									
347.300	Culture Pincrest Gardens, Control	1,150,000.00	.00	1,150,000.00	.00	.00	.00	1,150,000.00	0	.00
347.301	Culture PG Corporate Sponsorship	.00	.00	.00	.00	.00	85,500.00	(85,500.00)	+++	66,100.00
347.302	Culture PG Farmers Market	.00	.00	.00	3,200.00	.00	16,800.00	(16,800.00)	+++	20,462.40
347.308	Culture PG Memberships, Annual Passes	.00	.00	.00	2,190.00	.00	11,612.00	(11,612.00)	+++	15,925.00
347.309	Culture PG Concessions, Iguana Bite	.00	.00	.00	.00	.00	.00	.00	+++	20.10
347.310	Culture PG Concessions, Events	.00	.00	.00	3,234.93	.00	34,752.40	(34,752.40)	+++	49,043.05
347.312	Culture PG Banyan Bowl Ticket Sales	.00	.00	.00	36,378.62	.00	154,743.52	(154,743.52)	+++	23,612.34
347.313	Culture PG Fine Arts Festival, Booths	.00	.00	.00	.00	.00	8,245.55	(8,245.55)	+++	35.39
347.315	Culture PG Eggstravaganza, Tickets	.00	.00	.00	10,075.40	.00	10,075.40	(10,075.40)	+++	.00
347.316	Culture PG Eggstravaganza, Baskets	.00	.00	.00	.00	.00	(900.00)	900.00	+++	.00
347.317	Culture PG Eggstravaganza Booths	.00	.00	.00	1,360.00	.00	1,360.00	(1,360.00)	+++	75.00
347.318	Culture PG Howl-O-Ween Parade Tickets	.00	.00	.00	.00	.00	9,171.50	(9,171.50)	+++	.00
347.319	Culture PG General Admissions	.00	.00	.00	20,052.00	.00	74,749.00	(74,749.00)	+++	164,382.38
347.320	Culture PG Senior Admissions	.00	.00	.00	1,517.00	.00	6,249.00	(6,249.00)	+++	8,159.00
347.325	Culture PG Movie Tickets	.00	.00	.00	.00	.00	3,977.37	(3,977.37)	+++	2,232.40
347.326	Culture PG Movie Concession	.00	.00	.00	.00	.00	608.42	(608.42)	+++	544.87
347.327	Culture PG Vending Machine Sales	.00	.00	.00	33.13	.00	199.42	(199.42)	+++	469.54
347.328	Culture PG Venue, Patio Rental	.00	.00	.00	(510.50)	.00	6,539.50	(6,539.50)	+++	9,089.50
347.330	Culture PG Venue, Lakeview Rental	.00	.00	.00	3,050.00	.00	11,550.00	(11,550.00)	+++	12,150.00
347.331	Culture PG Venue, Meadows Rental	.00	.00	.00	9,242.00	.00	9,242.00	(9,242.00)	+++	.00
347.333	Culture PG Venue Rental, Hibiscus Rental	.00	.00	.00	323.00	.00	2,273.00	(2,273.00)	+++	7,410.00
347.334	Culture PG Venue Rental, Plant Societie	.00	.00	.00	2,205.00	.00	4,005.00	(4,005.00)	+++	9,050.00
347.335	Culture PG Banyan Bowl Rental	.00	.00	.00	5,328.00	.00	28,984.61	(28,984.61)	+++	57,316.00
347.336	Culture PG Original Entrance Rental	.00	.00	.00	1,550.00	.00	3,052.00	(3,052.00)	+++	5,775.00
347.337	Culture PG Parking Lot Rental	.00	.00	.00	700.00	.00	2,036.00	(2,036.00)	+++	8,014.00
347.338	Culture PG Commercial Video - Photo	.00	.00	.00	700.00	.00	2,100.00	(2,100.00)	+++	6,100.00
347.339	Culture PG Girl Scouts Programs	.00	.00	.00	275.00	.00	1,300.00	(1,300.00)	+++	732.00
347.341	Culture PG Furniture Rental	.00	.00	.00	171.20	.00	307.20	(307.20)	+++	300.00
347.342	Culture PG Donations	.00	.00	.00	.00	.00	3,500.00	(3,500.00)	+++	300.00
347.343	Culture PG Fish Food	.00	.00	.00	.00	.00	.00	.00	+++	20.00
347.344	Culture PG Merchandise	.00	.00	.00	.00	.00	.00	.00	+++	693.95
347.345	Culture PG Field Trips	.00	.00	.00	.00	.00	.00	.00	+++	196.75
347.347	Culture PG Classes and Programs	.00	.00	.00	30,222.00	.00	57,067.05	(57,067.05)	+++	41,794.54
347.350	Culture PG Chili Cook-off Booths	.00	.00	.00	.00	.00	.00	.00	+++	125.00
347.351	Culture PG Chili Cook-off Admission	.00	.00	.00	.00	.00	.00	.00	+++	12.15
347.352	Culture PG Holiday Festival Booths	.00	.00	.00	.00	.00	5,410.00	(5,410.00)	+++	1,425.00



Budget Performance Report

Fiscal Year to Date 03/31/22

Include Rollup Account and Rollup to Object

Account	Account Description	Adopted Budget	Budget Amendments	Amended Budget	Current Month Transactions	YTD Encumbrances	YTD Transactions	Budget - YTD Transactions	% Used/ Rec'd	Prior Year Total
Fund 001 - General Fund										
REVENUE										
Department 000 - .										
Division 00 - .										
347 Culture										
347.354	Culture PG Nights of Lights Admission	.00	.00	.00	8,036.63	.00	235,778.15	(235,778.15)	+++	79,158.34
347.356	Culture PG Hammock Pavilion	.00	.00	.00	.00	.00	7,650.00	(7,650.00)	+++	11,800.00
347.357	Culture PG Summer Camps	.00	.00	.00	2,920.00	.00	2,920.00	(2,920.00)	+++	62,107.00
347.358	Culture Secret Garden	.00	.00	.00	36.00	.00	961.00	(961.00)	+++	612.00
347.359	Culture PG Cypress Hall Rental	.00	.00	.00	7,555.00	.00	15,727.50	(15,727.50)	+++	39,813.50
347.360	Culture PG Cafe Sales	.00	.00	.00	.00	.00	2,777.99	(2,777.99)	+++	15,312.03
347.361	Culture PG Star Wars Ticket Sales	.00	.00	.00	.00	.00	.33	(.33)	+++	8,332.68
347.363	Culture PG Cottage Rental	.00	.00	.00	.00	.00	1.00	(1.00)	+++	.00
347.399	Culture PG Credit card fees	.00	.00	.00	(2,449.50)	.00	(12,950.53)	12,950.53	+++	(20,976.07)
347 - Culture Totals		\$1,150,000.00	\$0.00	\$1,150,000.00	\$147,394.91	\$0.00	\$807,375.38	\$342,624.62	70%	\$707,724.84
Division 00 - . Totals		\$1,150,000.00	\$0.00	\$1,150,000.00	\$147,394.91	\$0.00	\$807,375.38	\$342,624.62	70%	\$707,724.84
Department 000 - . Totals		\$1,150,000.00	\$0.00	\$1,150,000.00	\$147,394.91	\$0.00	\$807,375.38	\$342,624.62	70%	\$707,724.84
REVENUE TOTALS		\$1,150,000.00	\$0.00	\$1,150,000.00	\$147,394.91	\$0.00	\$807,375.38	\$342,624.62	70%	\$707,724.84
Fund 001 - General Fund Totals										
REVENUE TOTALS		1,150,000.00	.00	1,150,000.00	147,394.91	.00	807,375.38	342,624.62	70%	707,724.84
EXPENSE TOTALS		.00	.00	.00	.00	.00	.00	.00	+++	.00
Fund 001 - General Fund Totals		\$1,150,000.00	\$0.00	\$1,150,000.00	\$147,394.91	\$0.00	\$807,375.38	\$342,624.62		\$707,724.84
Grand Totals										
REVENUE TOTALS		1,150,000.00	.00	1,150,000.00	147,394.91	.00	807,375.38	342,624.62	70%	707,724.84
EXPENSE TOTALS		.00	.00	.00	.00	.00	.00	.00	+++	.00
Grand Totals		\$1,150,000.00	\$0.00	\$1,150,000.00	\$147,394.91	\$0.00	\$807,375.38	\$342,624.62		\$707,724.84



Leo Llanos, P.E.
Building Official
building@pinecrest-fl.gov

MEMORANDUM

Department of Building and Planning

DATE: May 2, 2022
TO: Yocelyn Galiano, ICMA-CM, Village Manager
FROM: Paul W. Buckler, R.A., Building Official
RE: Building Division APRIL 2022 Monthly Report

Building permit activity increased by 14.6% through April as compared to last year, inspections have increased by 12% as compared to last year. The number of building code violations have increased by 48.7% through the month of April when compared to last year. The number of new homes increased by 48% through the month of April and valuation increased by 28.6%.

Coronavirus Special Report:

The Building Department is currently operating under limited interaction, distancing, and mask requirements for public patrons and employees. Plans review and permits for residential and commercial projects are proceeding under normal operations. Inspections for all permits is ongoing.





Leo Llanos, P.E.
 Building Official
 building@pinecrest-fl.gov

MEMORANDUM
 Department of Building and Planning

DATE: May 2, 2022
TO: Yocelyn Galiano, ICMA-CM, Village Manager
FROM: Paul W. Buckler, R.A., Building Official
RE: Building Division APRIL 2022 Monthly Report


	APRIL 2021	APRIL 2022	10/01/20 - 04/30/2021 YTD	10/01/21 - 04/30/2022 YTD
PERMITS ISSUED:				
Building	171	165	895	1,011
Electrical	57	52	321	350
Mechanical	25	34	124	161
Plumbing / LPGX	62	66	316	380
TOTAL PERMITS ISSUED:	315	317	1,656	1,902
VALUE OF CONSTRUCTION	6,993,761	20,841,699	48,491,335	62,361,740
PERMITS FOR NEW HOUSES	4	6	25	37
CERTIFICATE OF OCCUPANCY & CC'S	7	4	29	0
CERTIFICATE OF USE & OCCUPANCY	0	0	6	1
BUILDING CODE CASES	8	4	39	58
INSPECTIONS:				
Building & Roofing	992	1,051	6,336	7,139
Electrical	183	159	1,227	1,239
Mechanical	79	106	461	594
Plumbing / LPGX	193	194	1,243	1,397
TOTAL INSPECTIONS:	1,447	1,510	9,267	10,377



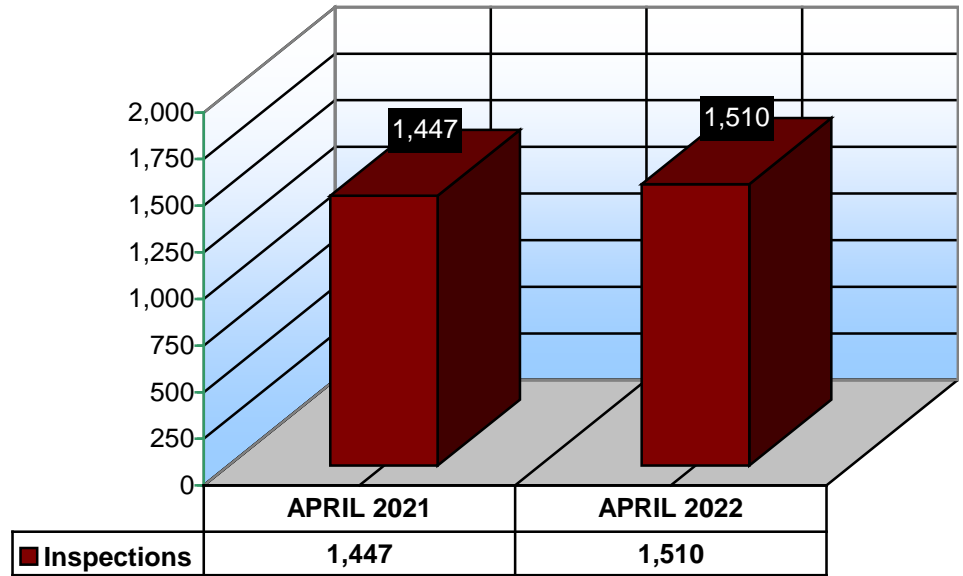
VILLAGE OF PINECREST
BUILDING & PLANNING DEPARTMENT

APRIL 2022 MONTHLY REPORT
PERMITS AND INSPECTIONS

PERMITS ISSUED

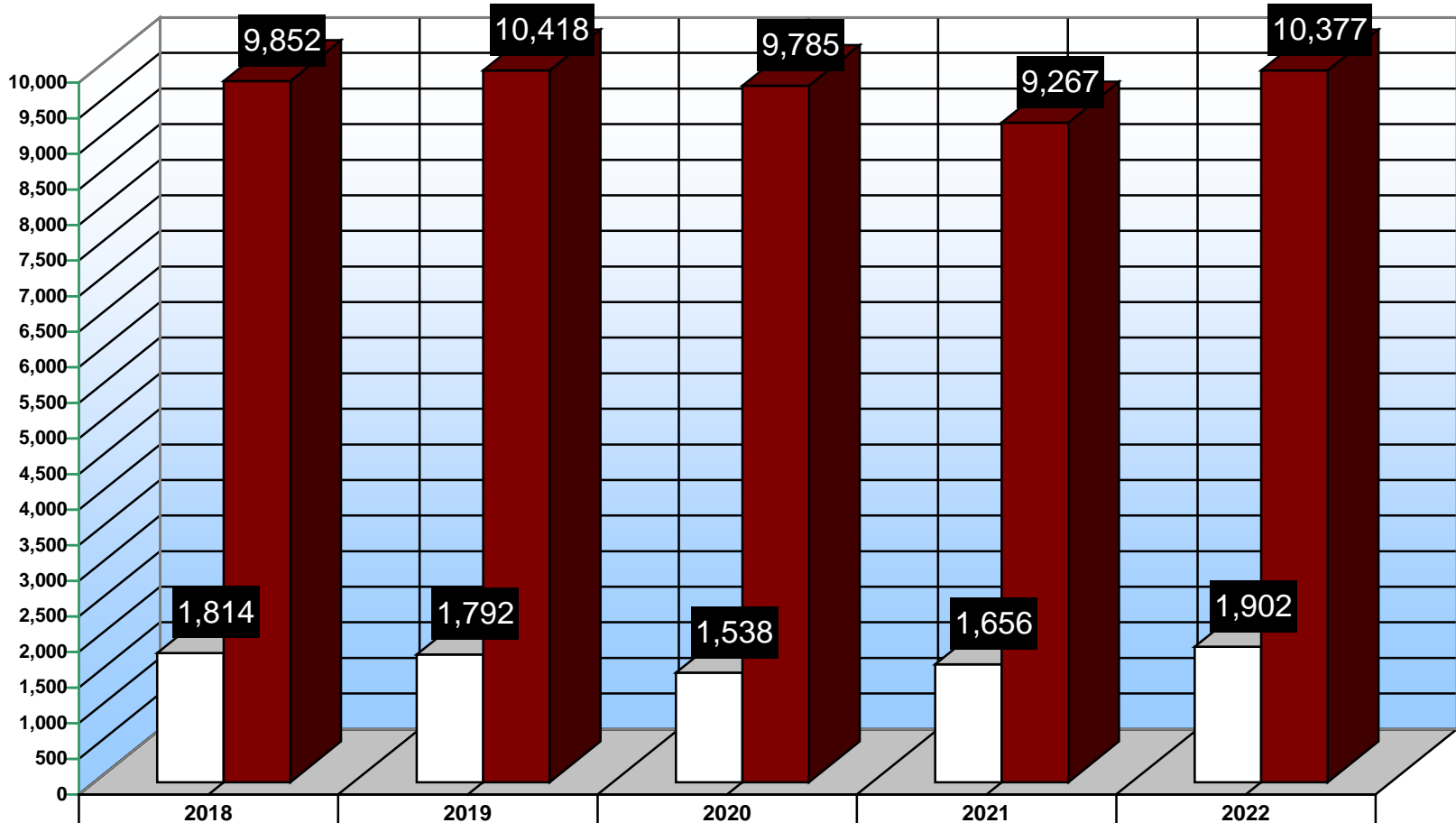


INSPECTIONS PERFORMED



VILLAGE OF PINECREST
BUILDING & PLANNING DEPARTMENT

HISTORICAL REPORT
PERMITS AND INSPECTIONS
FISCAL YEARS - 2018 TO 2022
OCTOBER 1ST THROUGH APRIL 30TH

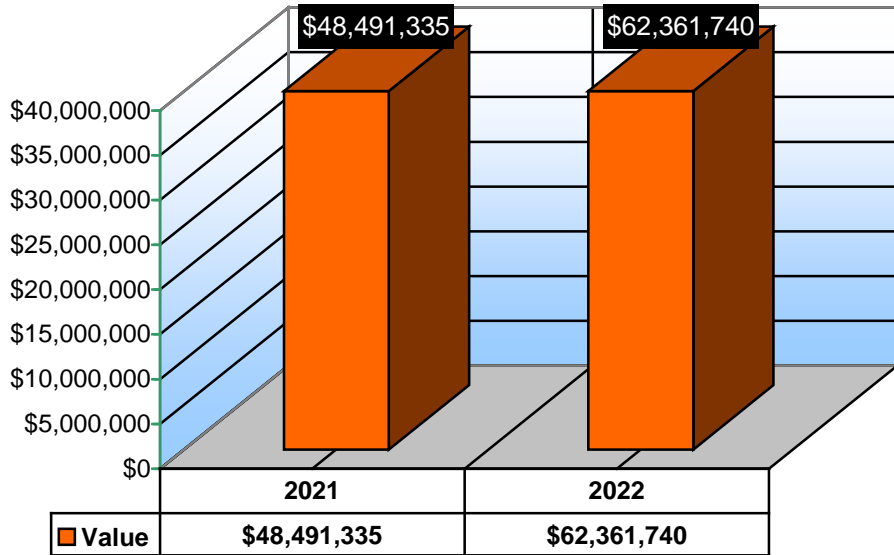


□ Permits	1,814	1,792	1,538	1,656	1,902
■ Inspections	9,852	10,418	9,785	9,267	10,377

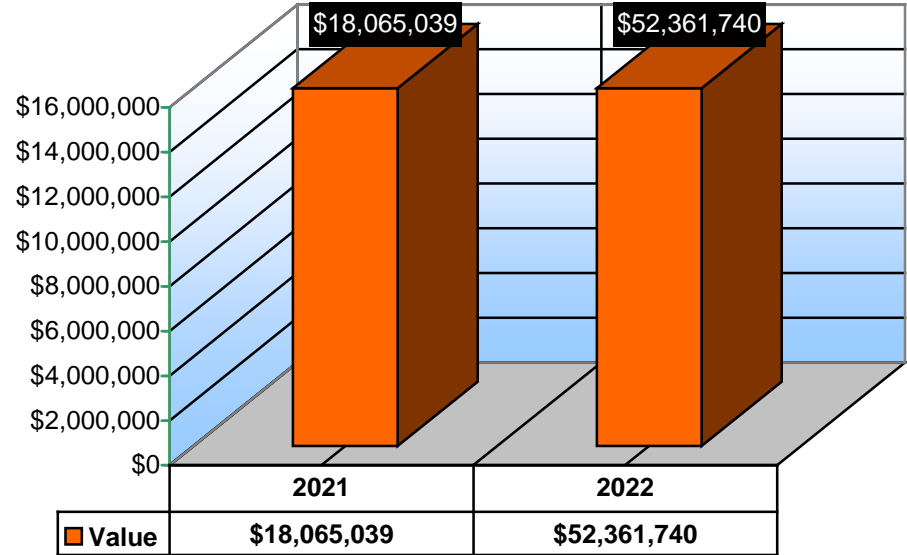
VILLAGE OF PINECREST
BUILDING & PLANNING DEPARTMENT

APRIL 2022 MONTHLY REPORT
VALUE OF CONSTRUCTION & NUMBER OF NEW HOMES
FISCAL YEARS
OCTOBER 1ST THROUGH APRIL 30TH

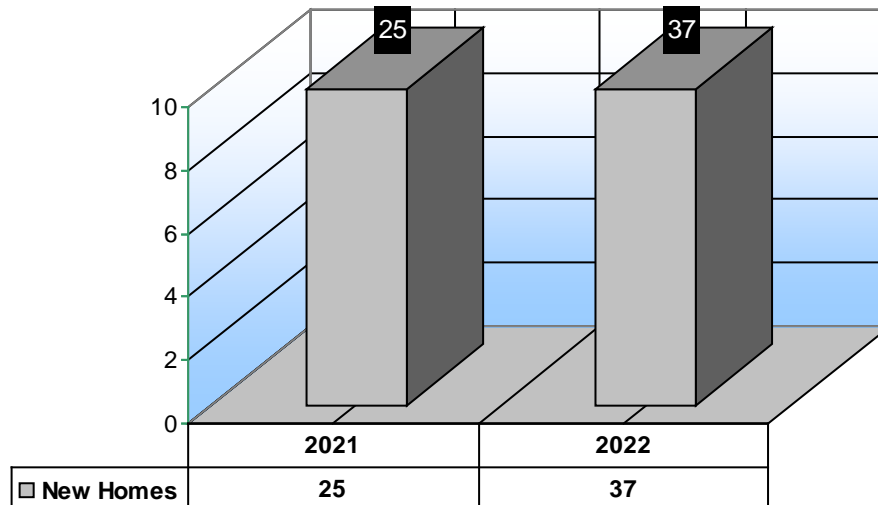
TOTAL VALUE OF CONSTRUCTION



VALUE OF CONSTRUCTION - NEW HOMES



NUMBER OF NEW HOMES PERMITTED





Stephen R. Olmsted, AICP
 Planning Director
 planning@pinecrest-fl.gov

MEMORANDUM

Department of Building and Planning

DATE: May 2, 2022
 TO: Yocelyn Galiano, ICMA-CM, LEED-GA, Village Manager
 FROM: Stephen R. Olmsted, AICP, LEED-GA, Planning Director
 RE: Planning Division – April 2022 - Monthly Report

	April 2022	10/1/2020 4/30/2021 YTD	10/1/2021 - 4/30/2022 YTD
PLANNING			
Zoning Compliance – Plans Review	351	1,959	2,315
Zoning Letters/Code Interpretations	57	405	321
Zoning Permits	29	152	187
CODE COMPLIANCE			
Code Cases Opened	112 (104 Proactive)	781	681
Code Compliance Reminders	61	351	333
Notices to Appear Issued	13	82	119
Notice of Violation - Building	4	39	60
Landscaping, Local Business Tax, and Foreclosure Inspections	353	2,160	2,060
Civil Violations	5	33	56
Special Magistrate Cases	22	106	134
Total Unclosed Cases (Active): 396	N/A	N/A	N/A
LICENSES			
Business Tax – NEW	30	98	112
Business Tax – RENEWAL	2	432	349
TOTAL LICENSES (* reflects new & renewal licenses)	32	530	429



Commercial and Residential Development/Redevelopment

Within the Village of Pinecrest, commercial and residential development and redevelopment have been approved and are occurring as follows:

1. Lexus of Kendall – Pre-owned – Kendall Toyota/Lexus of Kendall has applied for building permits for the construction of a one-story pre-owned sales building on the property located at 10601-10661 Pinecrest Parkway, immediately north of the C-100 Canal. Plans have been reviewed and review comments have been provided to the owners.
2. Temple Beth Am – Construction of a new two-story and three-story classroom building, and a new combined gymnasium, auditorium, cafeteria, and welcome center building is in progress.
3. Gulliver Schools, Inc. and Immanuel Presbyterian Church of Miami, Inc. – Development of a new church building and various academic buildings including a new classroom building, auditorium, gymnasium, and parking garage was approved by the Village Council on July 16, 2019. Construction of a new guardhouse and improvements to Kendall Drive are complete. Crossbridge Church has submitted plans for construction of a new church. Gulliver is preparing plans for construction of the new parking garage and classrooms.
4. Bindor Townhomes – GREC Pinecrest – Bindor Townhomes has applied for building permits for construction of the approved townhouse development project located at 7520 SW 100 Street. Review comments have been provided.
5. Volvo Dealership - 8525 Pinecrest Parkway - The Building and Planning Department has received plans for the remodeling and conversion of the former Mitsubishi Dealership to a new Volvo Dealership. Plans have been approved and a building permit has been issued.

Economic Development

Market Assessment - Kevin Crowder/Business Flare has completed a draft market assessment for the Village of Pinecrest. A presentation to the Village Council was provided on September 21, 2021. The Market Assessment has been posted on the Building and Planning Department's web page and a copy of the Assessment has been provided to Mario Sacasa, Senior Vice President of the Miami-Dade Beacon Council, and to the Pinecrest Business Association.

Palmetto Senior High School Renovation

Renovation and reconstruction of Miami-Palmetto Senior High School is currently in progress. A progress report was considered by the Village Council on February 8, 2022.

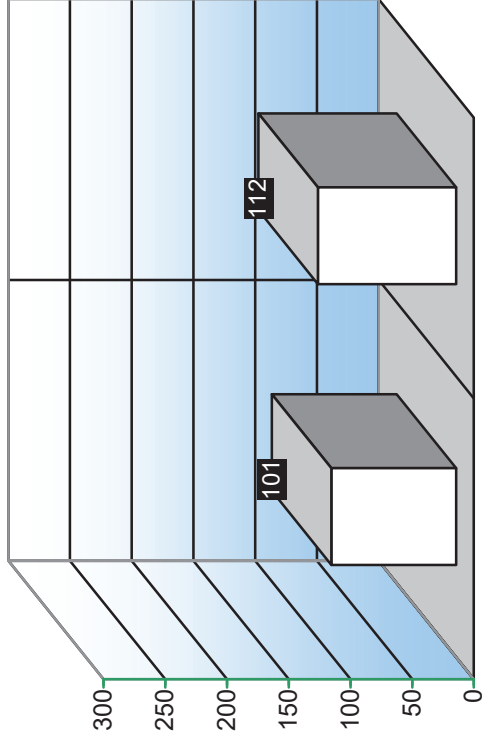
Pinecrest Parkway (US 1) Vision Plan Update

A "Community Conversation" for review and consideration of an update to the Village's Pinecrest Parkway (US 1) Vision Plan was held on the Zoom platform October 27, 2021 at 6:00 p.m., and a second, follow up Community Conversation was held on November 10, 2021. Additionally, live, in-person community forums were held on December 6, 2021 and January 27, 2022. Staff has since received proposals for consulting assistance from two firms and is in the process of evaluating the proposals and formulating a recommendation for the Village Council's consideration on May 10, 2022.

VILLAGE OF PINECREST
 BUILDING & PLANNING DEPARTMENT

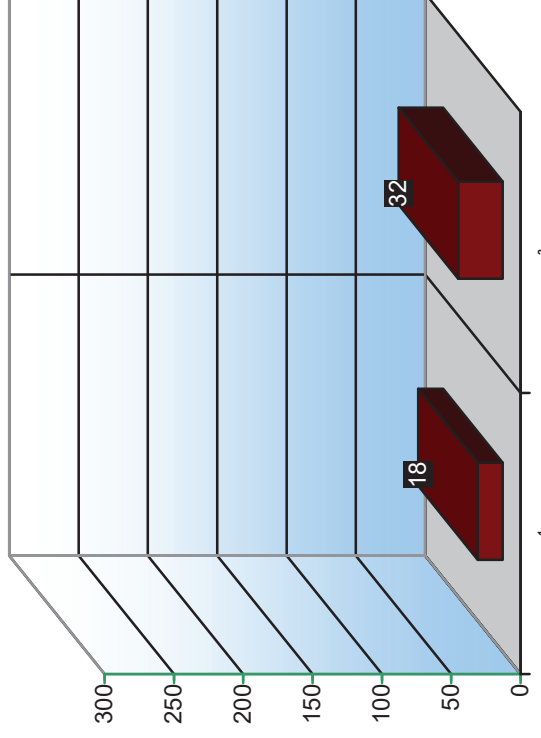
APRIL 2022 MONTHLY REPORT
 CODE COMPLIANCE CASES OPENED AND BUSINESS TAX RECEIPTS ISSUED
 4/1/2022 - 4/30/2022

CODE CASES OPENED



Code	APRIL 2021	APRIL 2022
Code	101	112

BUSINESS TAX RECEIPTS ISSUED

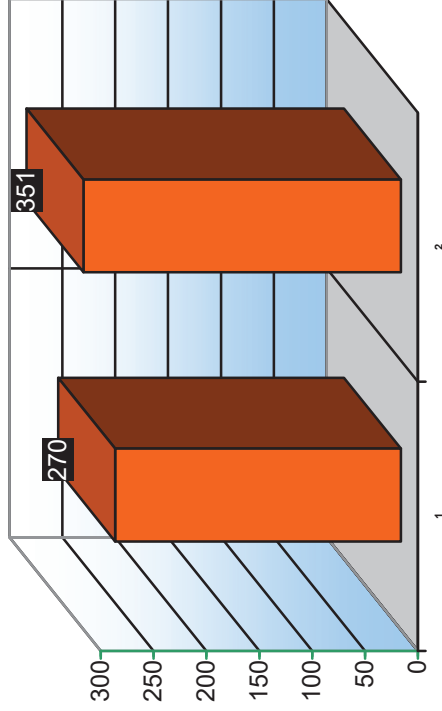


Business Tax	APRIL 2021	APRIL 2022
Business Tax	18	32

VILLAGE OF PINECREST
 BUILDING & PLANNING DEPARTMENT

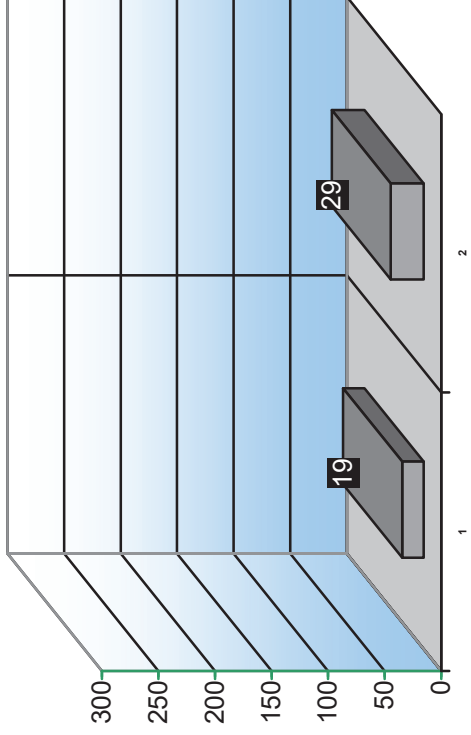
APRIL 2022 MONTHLY REPORT
 ZONING COMPLIANCE PLANS REVIEWED AND ZONING PERMITS ISSUED
 4/1/2022 - 4/30/2022

ZONING PLANS REVIEWED



Plan Review	APRIL 2021	APRIL 2022
	270	351

ZONING PERMITS ISSUED



Zoning Permits	APRIL 2021	APRIL 2022
	19	29

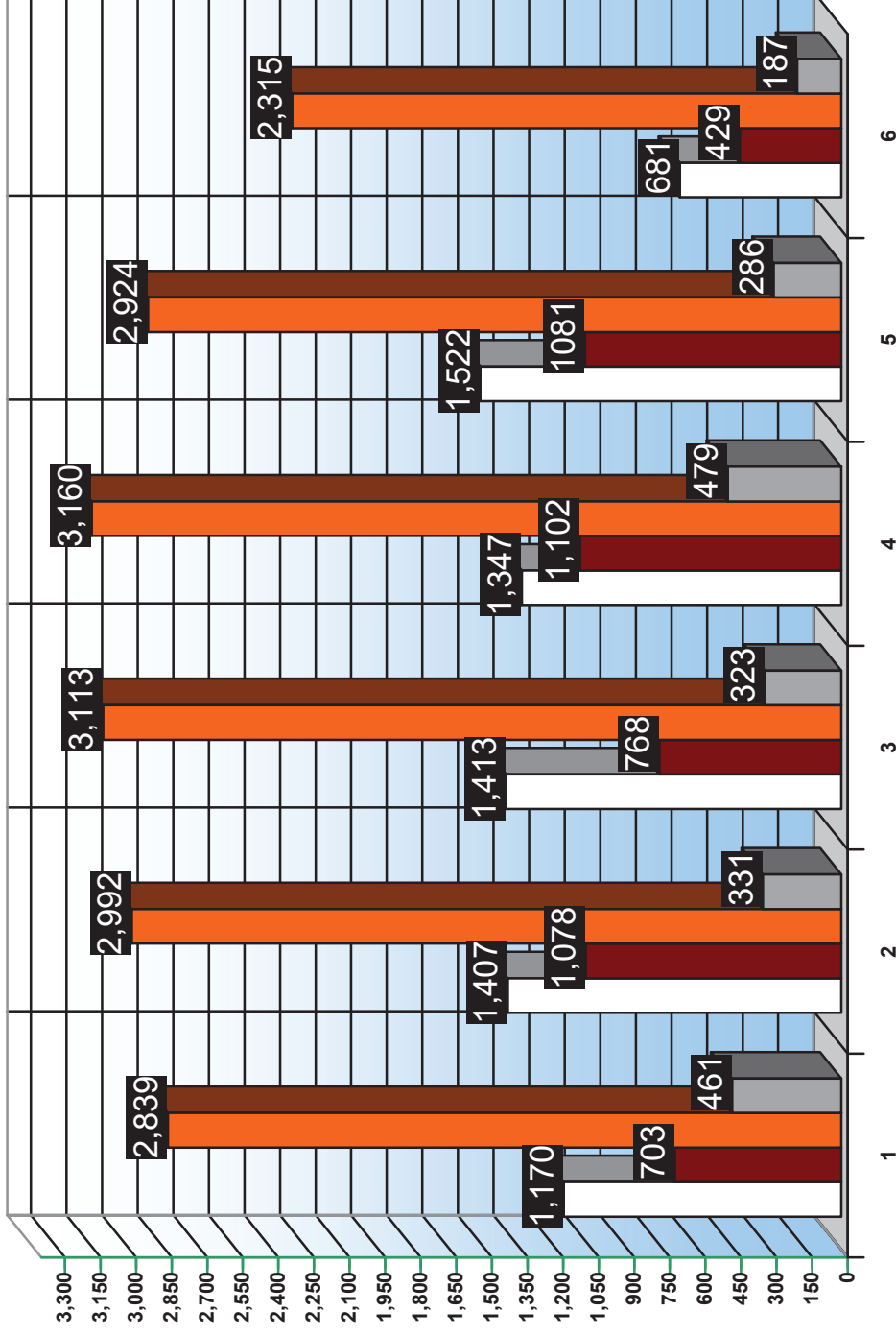
VILLAGE OF PINECREST BUILDING & PLANNING DEPARTMENT

HISTORICAL REPORT

CODE COMPLIANCE CASES OPENED, BUSINESS TAX RECEIPTS ISSUED

ZONING COMPLIANCE PLANS REVIEWED AND ZONING PERMITS ISSUED

FISCAL YEARS – 2017 TO 2022 – OCTOBER 1ST THROUGH SEPTEMBER 30TH



	2016-2017	2017-2018	2018-2019	2019-2020	2020-2021	2021-2022
Code Cases	1,170	1,407	1,413	1,347	1,522	681
Business Tax	703	1,078	768	1,102	1,081	429
Plan Review	2,839	2,992	3,113	3,160	2,924	2,315
Zoning Permits	461	331	323	479	286	187



Robert C. Mattes, CPRE
Parks and Recreation Director
parks@pinecrest-fl.gov

MEMORANDUM
Department of Parks and Recreation

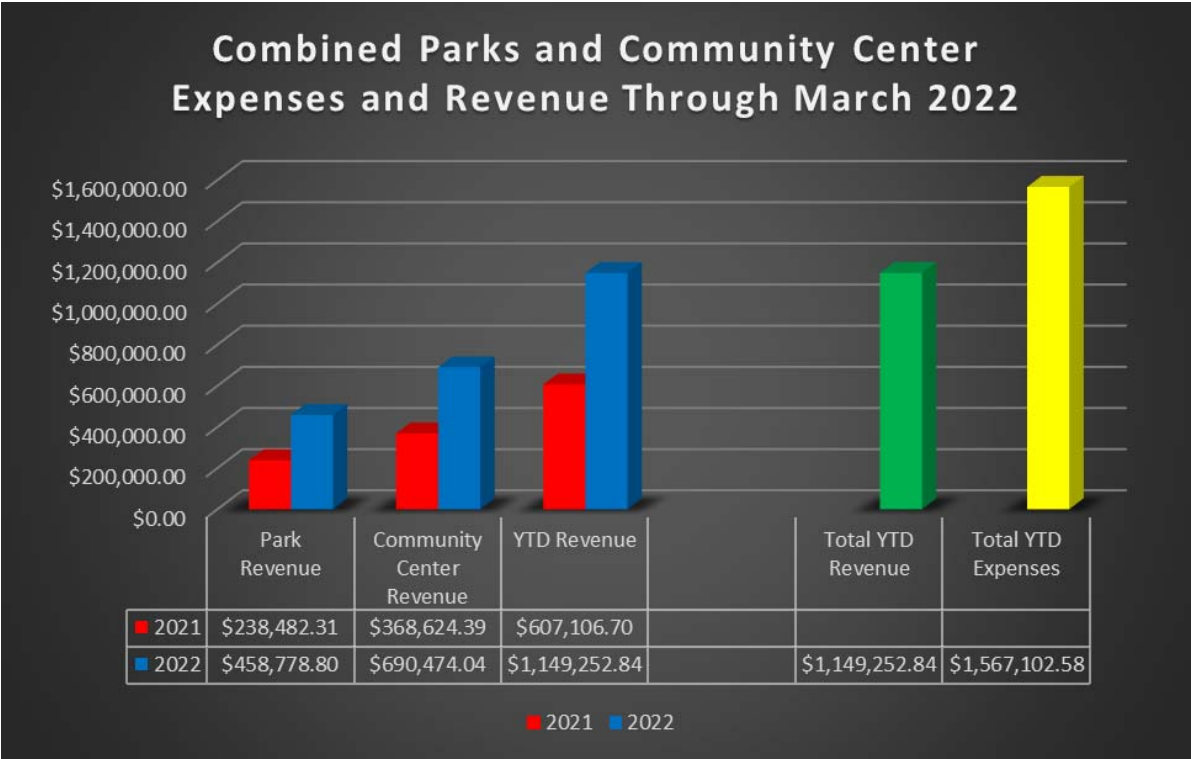
DATE: May 2, 2022
TO: Yocelyn Galiano, ICMA-CM, Village Manager
FROM: Robert C. Mattes, CPRE, CPSI, Parks and Recreation Director
RE: April 2022 Monthly Report

The Parks and Recreation Department has seen a number of successes during the month of April. We are proud of our Program and Events Coordinator, Daniel Alberty, for passing his Certified Parks and Recreation Professional (CPRP) examination. This exam tests an individual's knowledge and understanding of parks and recreation concepts and their practical application in the field. The CPRP designation is evidence to an individual's community and colleagues that they meet or exceed an understanding of these concepts beyond the general practitioner.

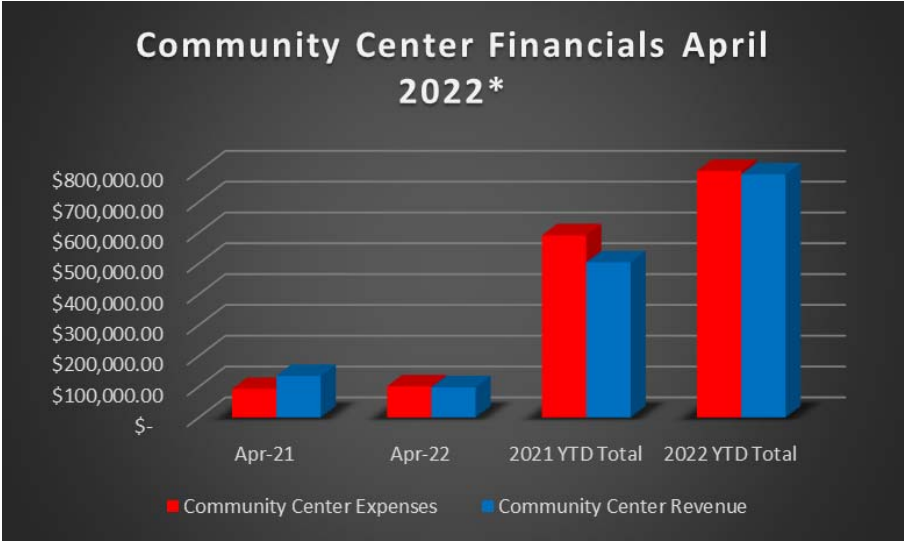
Program participation continues to rise. The department hosted an evening movie on the lawn which had over 200 attendees. The Pinecrest Car Show took place on Saturday, April 30 and despite the forecasted rain, the event had 50+ cars and hundreds of spectators throughout the day. Active Adult programs have been seeing more participation over the past few months and new programs are continually being sought out. Pickleball remains a wildly popular program for our Active Adult population. Lastly, facility reservations have come back strong and have been steadily rising over the past few months.



The following graphics represent general performance metrics for the Parks and Recreation Department and Pinecrest Community Center.

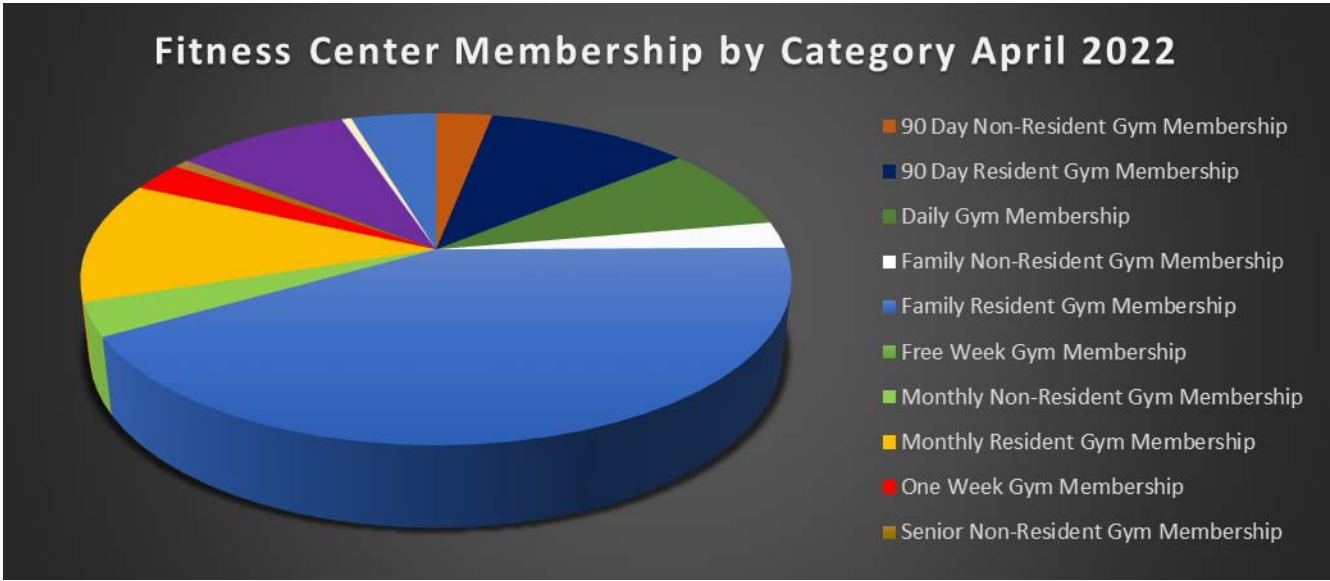
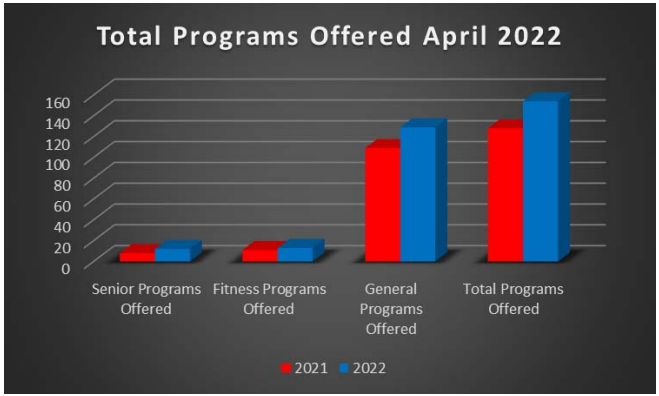
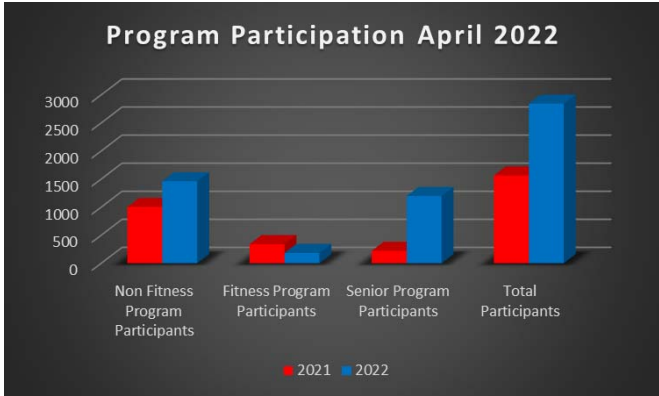


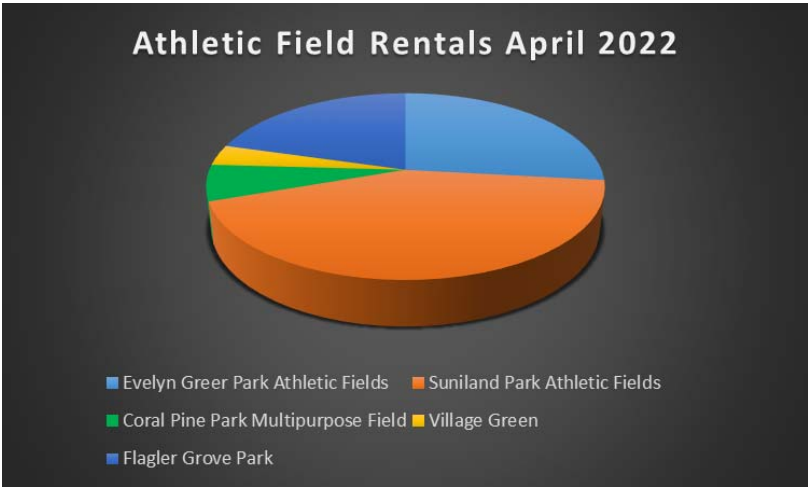
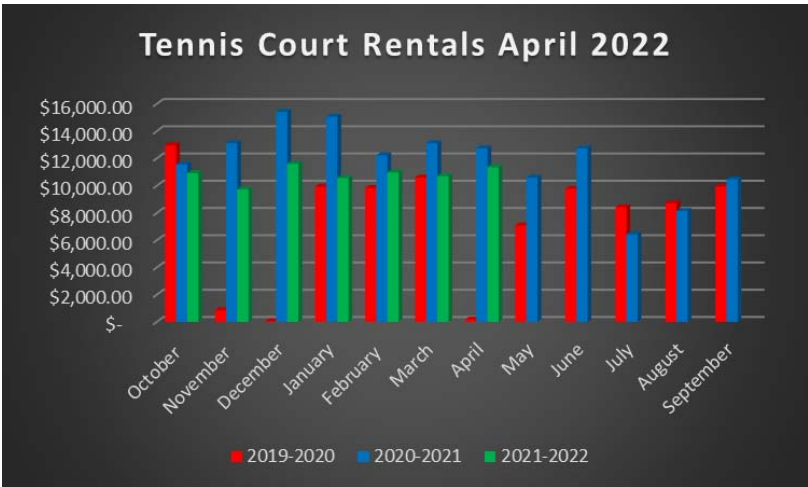
As of March 31, the Parks and Recreation Department was operating at **73.33% cost recovery**. 2022 Park expenses include the one-time fee of \$90,000 for the Parks and Recreation Master Plan expense.



*Please note, the above graphic does not represent the final Community Center revenue or expenses for the month of April. Updated April revenue and expenses will be reported in the May report.

General Parks and Recreation Data





The Pinecrest Parks and Recreation Department is proud to partner with various youth sport associations to offer a variety of opportunities for young people to learn new skills and develop their athletic proficiencies. The above field rental chart represents athletic field rentals outside of regular league play.

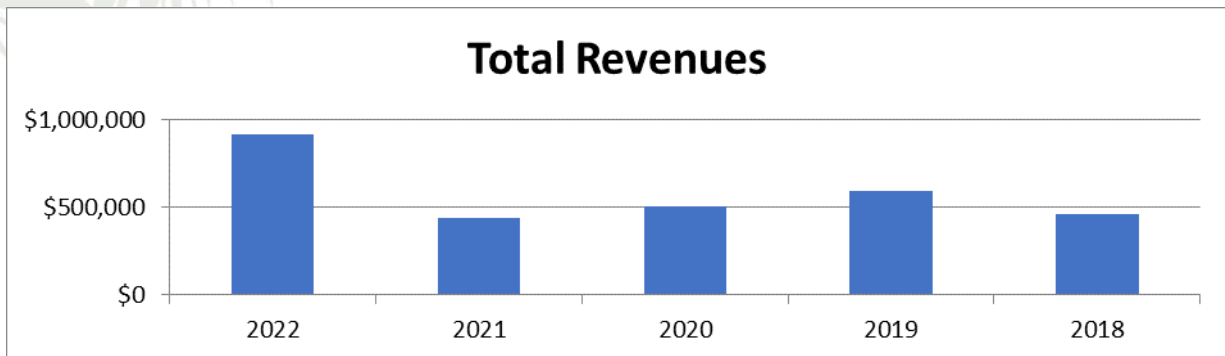
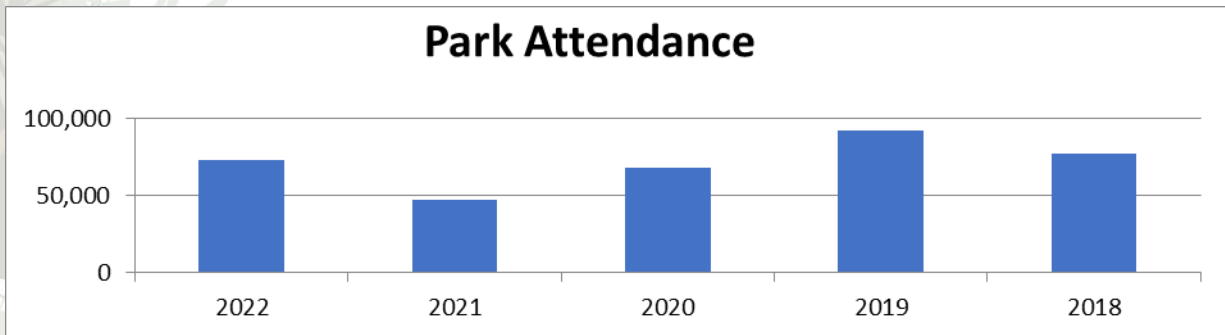
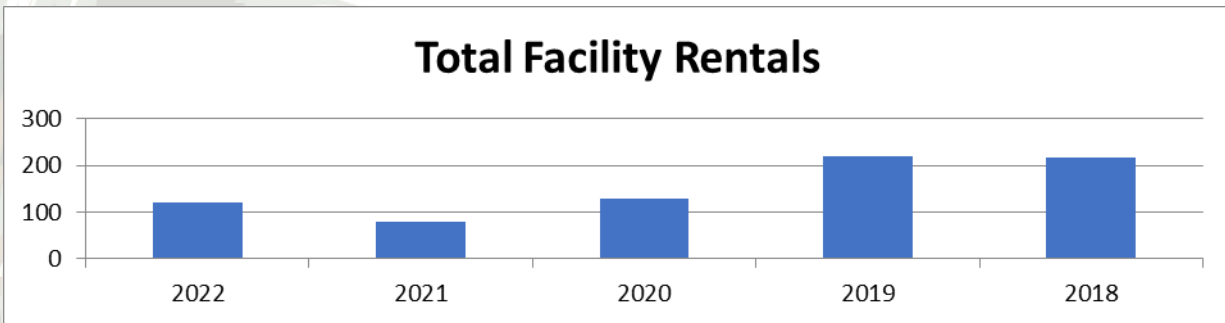


Alana S. Perez
Pinecrest Gardens Director
gardens@pinecrest-fl.gov

MEMORANDUM
Pinecrest Gardens

DATE: May 2, 2022
TO: Yocelyn Galiano, Village Manager
FROM: Alana Perez, Pinecrest Gardens Director 
RE: Pinecrest Gardens April 2022 Monthly Report

The following charts highlight five-year performance measures, YTD through April.



ADDENDUM
(For Council Review)
April Highlights

Sponsorships/Grants/Donations

- Received NEA grant in the amount of \$40,000 for music mentorships including the She Jazz project and Gen Next Jam.
- Submitted for Florida Humanities grant in the amount of \$10,000 for Interpretive Signage.
- We have already begun securing sponsorships for next year, we have our Title Sponsorship renewed for jazz (\$25,000 from South Motors) and Nicholas Children’s Hospital has already expressed keen interest in sponsoring Harry Potter. A presentation will be sent to them shortly.
- We received our first payment from the Abbott donation for cataloging and tagging equipment for our living collection bringing us a step closer to achieving museum accreditation.
- FOPG has received their first sizable donation of \$10,000 bringing their total fiscal year donations to \$10,500.

Notable Details

- Closed out the jazz season with a sold-out audience for Arturo Sandoval on April 9.
 - # of seats sold: Arturo Sandoval - 545
 - Total Jazz Revenues to Date - \$144,664
- All 21-22 Jazz concerts this season were sold out.
- So far, we have nearly 200 subscription renewals for the 22-23 jazz season with another month to go.

Education

- Pinecrest Gardens blog: “Digging Pinecrest”, topic this month included, “Air Layering: Garden Techniques”.
- Programming
 - Little Lizards: March theme was “Seeds” – 33 participants.
 - Educational Programming
 - Encore Academy of the Arts – Mini Mozart’s & Private Lessons, Fridays ongoing
 - Pinecrest Dance Project: Dance Classes & Mommy & Me Classes Ongoing
 - ArtCademy: KidCademy ongoing.
 - Afterschool classes ongoing.
 - Garden Workshops
 - 4/10 – Curious Gardner: Sip & Create, Painting Calatheas – 20 Attendees
- Other
 - New Rules & Park Etiquette for Map Brochure ongoing.
 - 4/19 – EAC Meeting
 - Signage for Nature Garden Trail for Upper Garden ongoing.
 - Placement of Nature Trail “Animal Houses” ongoing.
- Upcoming
 - Little Lizards: May theme is Flowers.
 - 5/26 – Bruce Munro Lighted Yoga and Happy Hour
 - 5/20 – Sip & Create Painting Workshop

Horticulture

Upper Gardens irrigation installation required a partial shutdown of the entire system, necessitating the gardeners to open and shut valves manually, adjust and move temporary irrigation installation, and water many areas by hand. Keeping the plants hydrated during the driest time of the year was the horticultural priority. Nevertheless, plant collections continued to be improved and expanded.

- The Pinecrest Garden Club donated a fragrant-flowering Chinese Perfume Tree for Arbor Day that was planted in the Tropical Hardwood Hammock.
- The century-old Olive Tree was significantly trimmed for the first time. It's thriving in its Meadow Garden location.
- The Garden Fund selected a planting bed near the admissions booth to honor one of the organization's founders, Karen Mashburn.
- The Pinecrest Garden Club held its last Gardens work party of the "season", helping the gardeners to beautify the Colonnade area.
- The intersection of the middle path leading to the Lower Gardens near Historic Entrance received a much-needed cleaning, revealing many beautiful trees. The ongoing redesign will make it a featured view when approaching from the Caribbean Garden.
- The current planting record entries were updated, reviewed for nomenclatural verification and locational accuracy to prepare for comprehensive plant inventory and database installation.

Banyan Bowl

Gardens Produced Shows

- 4/9 – Final Jazz performance, Arturo Sandoval, sold out.
- 4/29-30 – Supported "Star Wars"

Co-produced Shows

- 4/8 – Greater Miami Youth Symphony Orchestra, Autism Awareness Concert – Estimated 350 people in attendance.
- 4/10 – University of Miami School of Music – Estimated 100 people in attendance.
- 4/15 – Live in Color, Hip Hop Dance Show – 200 people in attendance.
- 4/24 – Orchestra Miami "Goldie B. Locks & the Three Singing Bears" – Estimated 100 people in audience.

Outside Producers

- 4/11 – Humanities Edge at FIU, "Flying Solo with Artist X" – Estimated 150 people in attendance.
- 4/13 – Arvida Middle School Music Department – Estimated 500 people in attendance.
- 4/18-23 – Gulliver Theater Department, "Into the Woods" – Estimated 550 people in total for two performances.

Festivals

Star Wars – Force in the Gardens April 29 & 30, 2022

- Total Attendance - 650
- 501st Everglades Squad volunteers/characters both nights.
- Sold out drawing classes with illustrator Ralph Cabrera.
- How to Costume by Aileen workshop – repurposed clothing combined with other existing materials to form the ultimate DIY costume.

Star Wars Continued

- Costume contest for kids and adults.
- Four, sold out Interactive Saber Training workshops with SaberCraft.
- Movie nights – Star Wars: Episode VIII, the Last Jedi and Star Wars: The Force Awakens.

Revenues

Admission	\$10,649
Vendors	\$280
Concession	\$2,144
Raffle Tickets	\$310
Total	\$13,383



David J. Mendez, P.E.
Public Works Director
publicworks@pinecrest-fl.gov

MEMORANDUM

Department of Public Works

DATE: May 2, 2022

TO: Yocelyn Galiano Gomez, ICMA-CM, LEED GA, Village Manager

FROM: David J. Mendez, P.E., Public Works Director

RE: Public Works Department April 2022 Monthly Report

Project Updates:

Street Trees

- 156 street trees have been planted this fiscal year, including 67 with the County Tree Grant of which the Village is responsible for 30 to pay for.

Drainage

- SW 58 Avenue Drainage Project–NTP issued 1/10/22; pre-con meeting held 2/2/2022; shop drawings approved; meeting with residents 3/31/22. Follow up meeting will be scheduled for May. Project is on hold
- Palmetto Island Drainage Project – Field review with design staff held; meeting with residents held (2-24-22). Design in-progress. Quarterly report provided to FDEP.
- SW 110 Street and 69 Avenue (Mansfield) – project is complete
- Deerman/Lamya Drainage Project between 98 & 96 (69 Avenue) – under design.

Streetscape Projects

- Decorative street sign installation commenced on October 2019 and completion is scheduled for 2022. The project is 78% complete.
- Village Monument Signs – Demolition complete. All signs are constructed. All stone has been installed. Pending installation of letters.

Grants

- FDOT County Incentive Grant Program (CIGP) application was submitted December 6.
- Vulnerability Assessment - grant submitted 2-28-22
- Neat Street Tree Grant (2022) – tree grant application submitted
- TA Grant for Kendall Drive SUP submitted February 2022. Power point was prepared and submitted on 3/16/22 for presentation on 3/31/22.
- TA Grant for SW 77 Avenue Improvements submitted February 2022. Power point was prepared and submitted on 3/16/22 for presentation on 3/31/22.
- TA Grant for Red Road Safety submitted February 2022. Power point was prepared and submitted on 3/16/22 for presentation on 3/31/22.



Traffic Studies and Signals Updates:

- Transportation Master Plan – Council approved the 2020 prioritization list. Public Works is implementing the Council approved prioritization list.
- Wayside Market – County has allowed use of pre-pandemic ped counts – design is underway.
- Red Road Linear Park – Safety study received. Meeting with Rob Mattes and Robert Ruano on 1/27/22 to discuss grant application priorities. Submitted grant to FDOT (see above).

Traffic Calming

- Traffic Circle: SW 128 Street and 82 Avenue, per TMP; preliminary schematic returned 1 in favor, 1 against, pending Council policy.
- Radar speed limit sign: installation on Kendall Drive between US 1 and 67 Ave.– Materials were received in February, installation scheduled for April. One speed limit sign (EB) will be installed in lieu of the original two.
- Radar speed limit sign: installation on Red Road (SB) south of 128 St.
- US 1 and SW 100 Street – FDOT reviewing solutions for pedestrian cross NB Palmetto Entrance ramp
- MDC is reviewing the feasibility of a traffic circle at Red and Kendall.
- SW 132 Street and 82 Avenue – Ballot is prepared and will be issued this week.

Sidewalk/ Bikeways

- SW 136th St SUP Project (County) – substantially complete
- SW 136th St Bridge Replacement Project (County) – construction delayed for 8-12 months (from 9/2021) due to FPL conflict/relocation.
- SW 67 Ave SUP: from Howard Dr. to Kendall – budget estimate provided to VM
- Kendall Dr SUP: from Ludlam to Red Road – KimleyHorn (KH) chosen as design consultant, fee proposal approved by Council, contract signed, field review with design team held 2-17-22. Design in progress. Met with councilmembers to review design standards implemented on Howard Drive as an example of what is NOT intended for Kendall SUP.
- SW 77 Avenue sidewalk: from 107 St to 104 St, per TMP – project is in the design phase. Grant was submitted for this project.
- SW 104 Street from 73 Ct to US 1 sidewalk installation – construction is complete.
- SW 100 St from 72 Ave to 73 Ct. sidewalk installation – project is in the design phase; project will include new oak trees pending approval of contract by Council.
- SW 100 St from 57 Ave to 60 Ave sidewalk installation – ballots are being prepared.
- Install crosswalks as proposed on the SRTS plan.

Utilities, Plan Reviews, Inspections – for the month of April

- Permits Reviewed - 64
 - Building (BL) – 56
 - Public Works (PW) – 8
 - Tree Permits (PZ) – 27
 - PW Final Inspection - 41

Development Projects

- Regions Bank – all utility work in the ROW complete – restoration of SW 124th St complete except for pavement markings – no work has been accepted by PWD.
- Gulliver – all utility work in the ROW is complete - ROW restoration on Kendall is complete.
- TBAM - all utility work in the ROW complete except for Fire Hydrant relocations. Several issues with the proposed restoration of Kendall Drive and SW 60th Ave. On SW 60th Ave the contractor neglected to install a planned retaining wall – no work has been accepted by PWD. On Kendall the design is incompatible with existing conditions. Working with TBAM to include SUP in ultimate design.
- Watermain Project – weekly report in progress
- Active FPL UG permits: 14

Maintenance Activities:

- Tree Crew
 - Tree canopy trimming Village wide is in progress.
 - Collect and dispose of palm fronds village wide. (on-going weekly)
- Pothole / Shoulder Repair – 3
- Sign Repair - 38
- Stormwater Drains Inspected - 75
- Shopping Carts Removed – 5
- Graffiti Removal –
- Sidewalk Installed – sq ft

Additional Tasks

- Trim trees to clear path for watermain project
- Coordinate with utility companies on behalf of residents for restoration.
- Relocate equipment from Parks to PD.
- Install license plates on village vehicle.
- Remove stickers placed on reflectors along Red Road.
- Remove and discard treadmills from PD.
- Coordinate beehive removal on ROW.
- Assist PG in removing seed palms.
- Repair woman's bathroom sink at Village Hall.
- Repair fax machine line at Village Hall reception desk.
- Replace water hose in janitorial room.
- Remove filing cabinet and boxes in stairwell.
- Relocate boxes from Building Dept to dungeon.
- Replace light bulbs in PD.
- Install casters in metal detector for PD.
- Repair gym equipment seat at PD gym.



Jason Cohen
Chief of Police
police@pinecrest-fl.gov

MEMORANDUM
Department of Police

DATE: April 18, 2022
TO: Yocelyn Galiano, ICMA-CM Village Manager
FROM: Jason Cohen, Chief of Police
RE: **Police Department March 2022 Monthly Report**

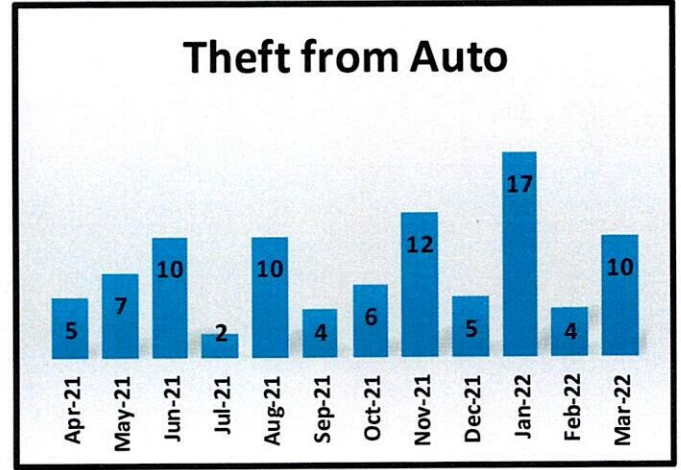
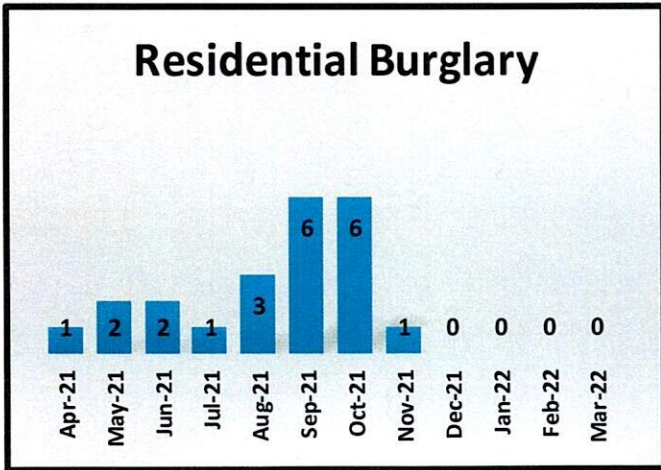
	Mar-21	Mar- 22	Jan - Mar 21	Jan- Mar 22
BAKER ACT-MENTAL	2	2	8	7
DECEASED PERSON	1	1	6	3
DISTURBANCE	59	49	203	168
DOMESTIC VIOLENCE	1	0	5	6
FALSE ALARMS	124	115	321	298
FRAUD/ECONOMIC CRIMES	9	9	32	20
FIELD INTERVIEWS	0	5	4	11
FOUND PROPERTY	2	1	6	1
MISSING PERSONS	0	1	1	3
NARCOTIC VIOLATIONS	0	1	2	1
INDECENT EXPOSURES	0	0	1	0
LEWD & LASCIVIOUS ACT	0	0	0	1
SIMPLE ASSAULT	2	2	11	9
SUSPICIOUS PERSON-VEHICLE	6	7	25	13
THEFT	11	12	41	52
THEFT FROM MOTOR VEHICLE	5	10	18	31
VANDALISM	5	2	7	9
VEHICLE RECOVERY	0	1	3	3
WARRANT ARRESTS	2	1	2	4
WEAPONS VIOLATION	0	0	0	0



UCR CRIME FOR PINECREST (Rolling 12 Months)

Types of Crimes	April 2021	May 2021	June 2021	July 2021	Aug 2021	Sept 2021	Oct 2021	Nov 2021	Dec 2021	Jan 2022	Feb 2022	Mar 2022
Homicide	0	0	0	0	0	0	0	0	0	0	0	0
Forcible Rape	1	0	0	0	0	1	0	0	0	0	1	0
Robbery	0	1	0	0	0	0	1	1	0	0	1	0
Aggravated Assault	1	0	1	3	1	0	1	1	1	0	2	1
Burglary	2	3	2	1	3	6	6	3	0	0	0	0
Larceny	15	23	18	16	22	21	28	26	32	39	22	22
Arson	0	0	0	0	0	0	0	0	0	0	0	0
Auto Theft	4	2	4	1	2	4	5	5	2	4	1	0
Total Part 1	23	29	25	21	28	32	41	36	35	43	27	23

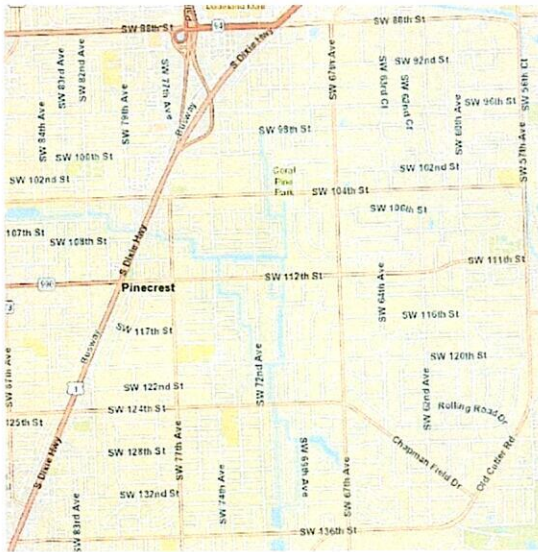
NOTE: Totals are subject to revision as the result of follow up investigation or reclassification by the detective bureau, and therefore may not accurately reflect the final official figures subsequently submitted to FDLE.



DETECTIVE BUREAU

The Criminal Investigation Section received a total of 31 cases for the month of March 2022. All were assigned to a member of the Investigations Section for follow-up. Fourteen cases were reclassified as inactive due to insufficient investigative leads, or no further police action required. Two cases were exceptionally cleared and two were cleared by arrest.

Residential Burglaries



Theft from Motor Vehicle



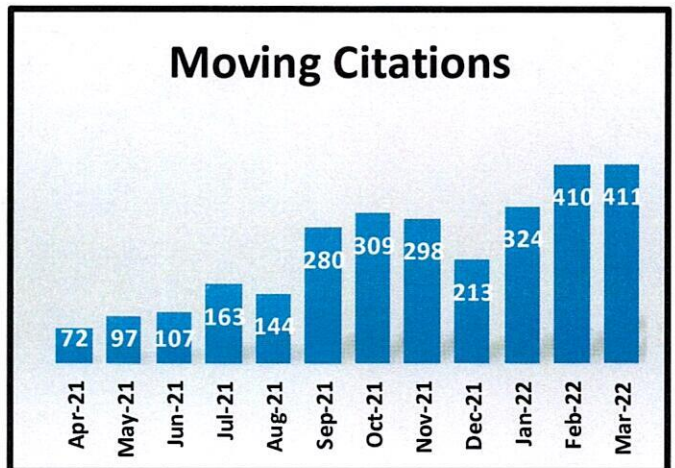
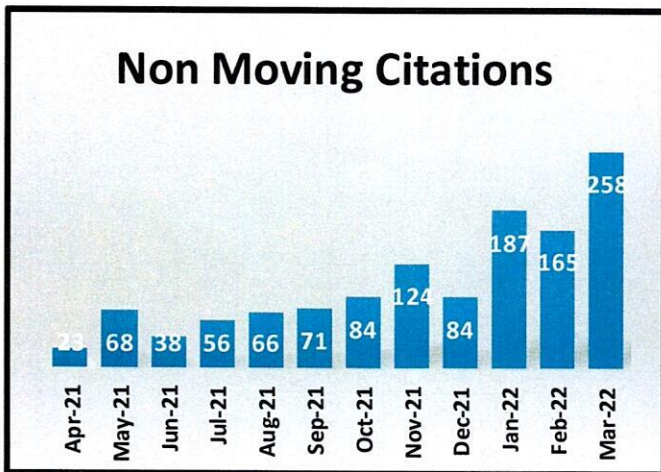
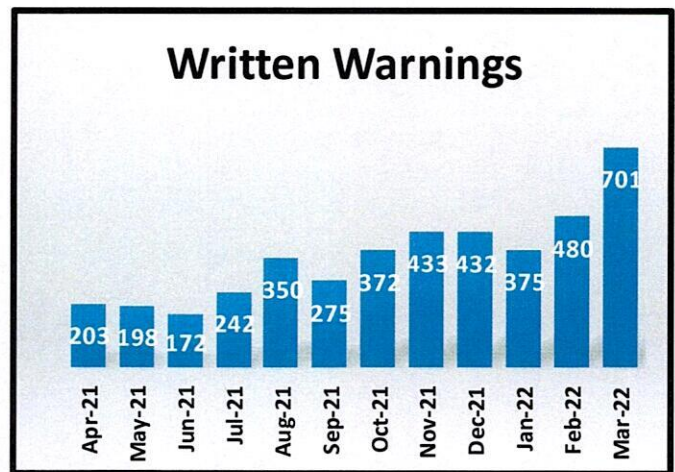
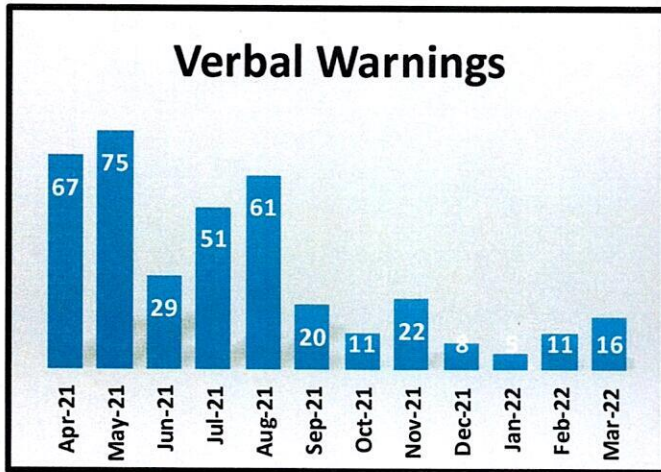
CRIME PREVENTION

There were 328 Crime Prevention tips handed out in the month of March 2022.

VICTIM SERVICES

During the month March 2022, the Victim Services Coordinator contacted 10 victims. All victims were provided with intervention services and support at some level.

TRAFFIC ENFORCEMENT



TRAFFIC CRASHES

	April 2021	May 2021	June 2021	July 2021	Aug 2021	Sept 2021	Oct 2021	Nov 2021	Dec 2021	Jan 2022	Feb 2022	Mar 2022	Totals
Crashes Interior	32	34	38	25	21	35	45	48	51	41	30	43	443
Crashes -US 1	23	31	33	23	45	20	34	24	38	22	25	27	345

VEHICLE PATROL MILEAGE

January 2022	February 2022	March 2022
17,789	16,584	20,144

TRAINING

January 2022	February 2022	March 2022
97	106	440

The department attended a total of 440 hours of training in the month of March 2022.

Officers J. Garcia, Panagakos, Brown and Spence attended a Combative Offenders Control Techniques at the Miami Police Department. Officers Munoz and Carrasco continued their Basic Police Cycling Course training at the Miami Police Department. Officers Perez and Ogando attended Advanced Report Writing and Review at Miami Dade College. Officer Poveda attended a Sovereign Citizens course at the Miami Dade Police Department. Officers Barriga and Carrasco attended a Crime Prevention Residential course at the Hilton Orlando. Officers Cobo and J. Garcia attended a Breath Test Renewal course at the Miami Dade Police Department.

MEETINGS WITH OTHER AGENCIES AND CITIZEN GROUPS

- Mar. 2 – Chief Cohen attended a Miami Dade County Association of Chiefs of Police meeting on line.
- Mar. 2 & 30 – VSC attended a Communications meeting via Zoom
- Mar. 3 – Captain Osoros attended a meeting for volunteer assessment at Big Brother Big Sister.
- Mar. 9 – VSC Vivancos attended a Domestic Violence Fatality Review Team meeting via Zoom.
- Mar. 22 – Captain Osoros attended a Protecting Places of Worship: Religious Observance Briefing on Safety and Security online.
- Mar. 23- Chief Cohen attended a meeting with Attorney General Ashley Moody at the PBA building.
- Mar. 28 – Captain Bridges attended a Vigilant LEARN Training online.



Zone Summary

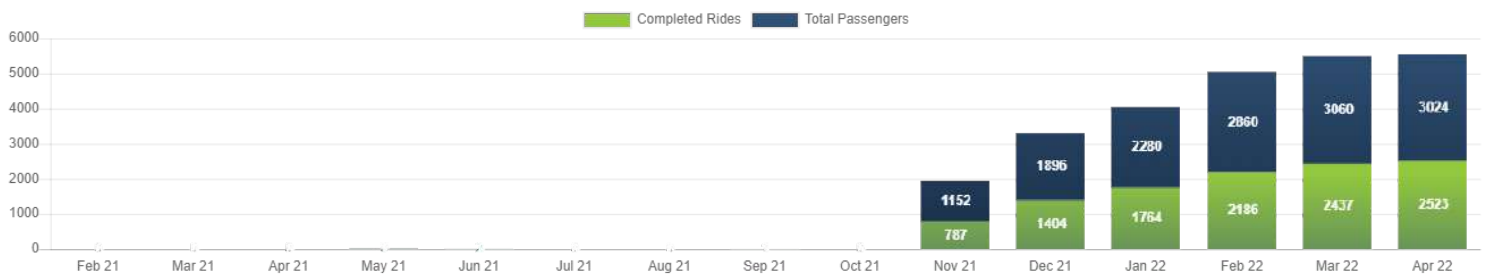
<p>COMPLETED RIDES</p> <h1>2,523</h1> <p>AVG DRIVER RATING</p> <h1>4.85</h1>	<p>TOTAL PASSENGERS</p> <h1>3,024</h1>	<p>AVG AGE</p> <ul style="list-style-type: none"> Under 20: 12.5% 21-34: 35.5% 35-50: 26.2% 51-Over: 25.8%
--	--	--

AVERAGE TIME	Ride request to selected 0.58m	Ride request to pickup 17.95m
--------------	---------------------------------------	--------------------------------------

RIDES BY WAITING TIMES	0-10	10-15	15-20	20-30	30+
	Min 1011	Min 426	Min 330	Min 394	Min 362

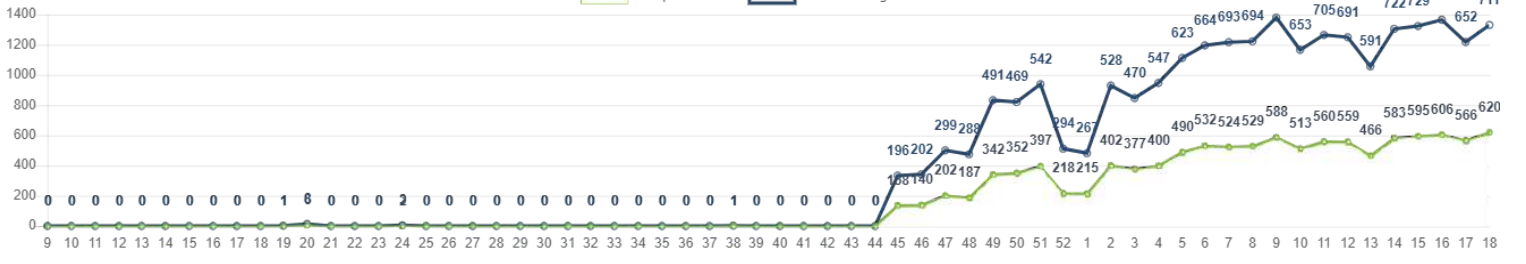
APP RIDES 2,095	FLAG DOWN RIDES 428	MEN DRIVEN 491	FEMALE DRIVEN 2,533
---------------------------	-------------------------------	--------------------------	-------------------------------

PASSENGERS AND RIDES BY MONTH (YTD)

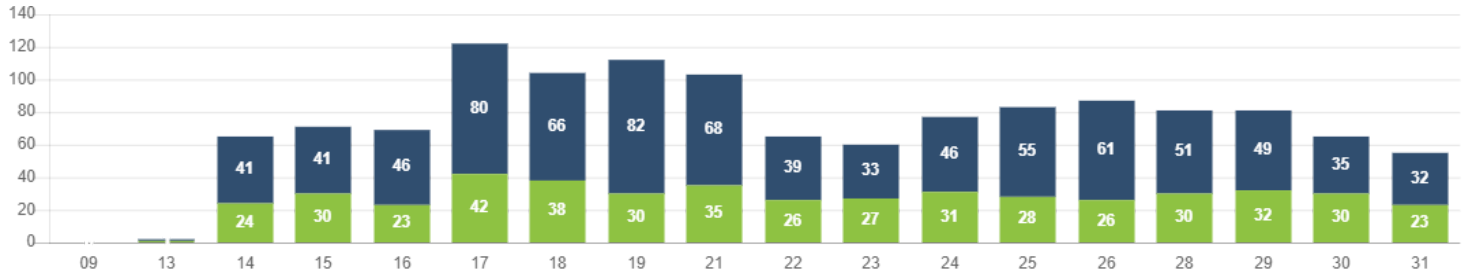


PASSENGERS AND RIDES BY WEEK (YTD)

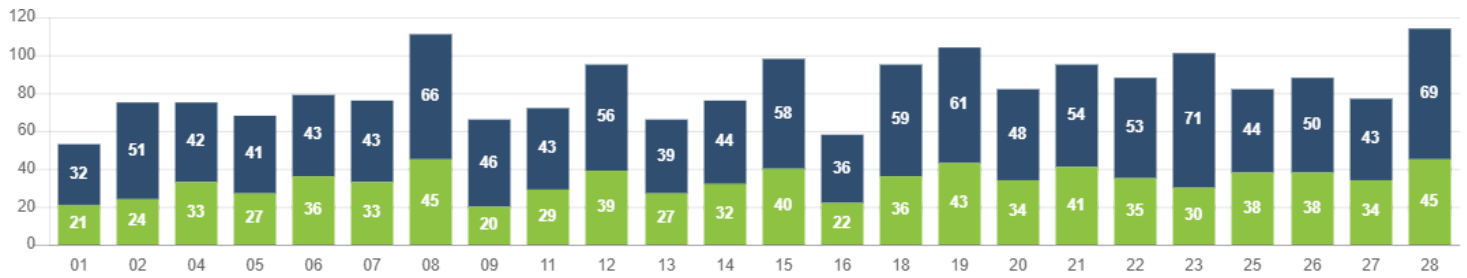
Completed Rides Total Passengers



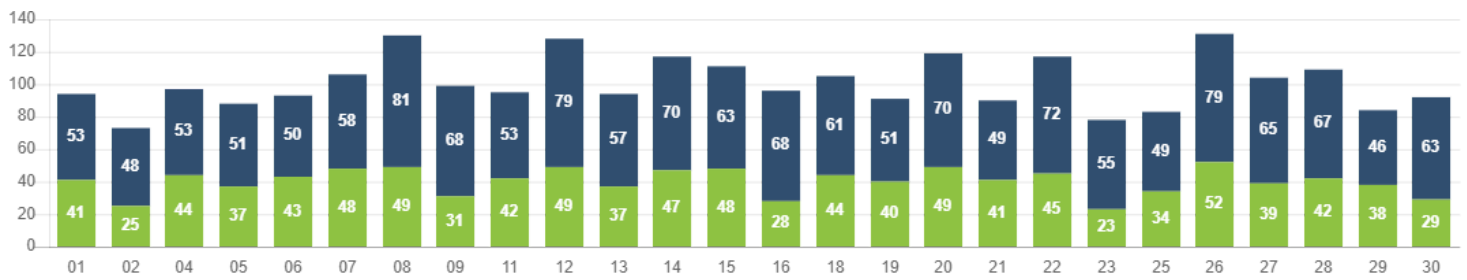
PASSENGERS AND RIDES - JANUARY



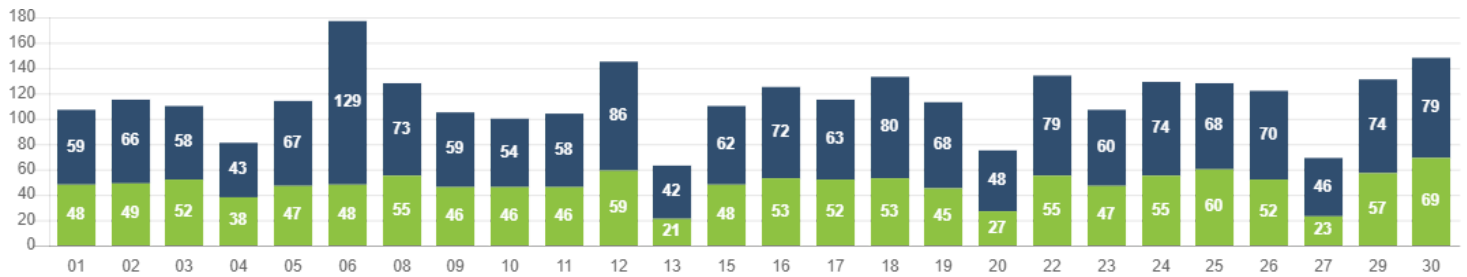
PASSENGERS AND RIDES - FEBRUARY



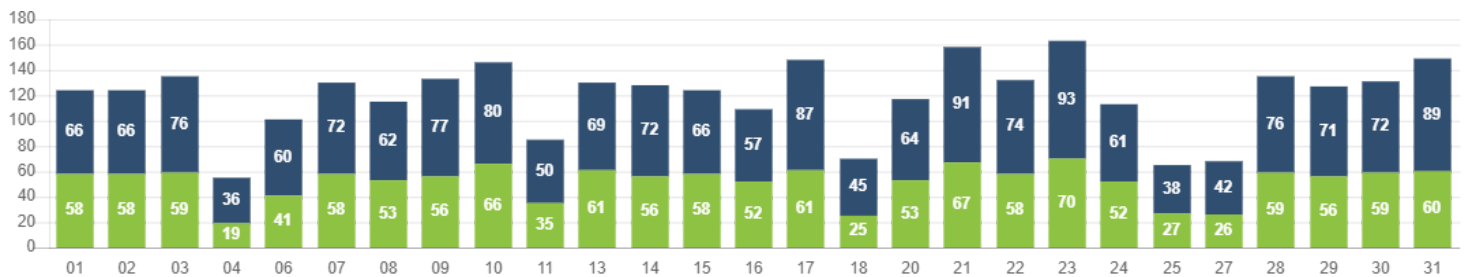
PASSENGERS AND RIDES - MARCH



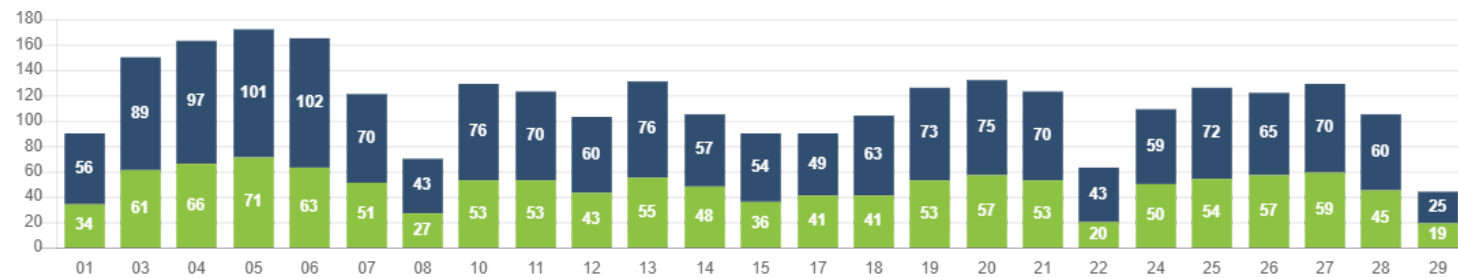
PASSENGERS AND RIDES - APRIL



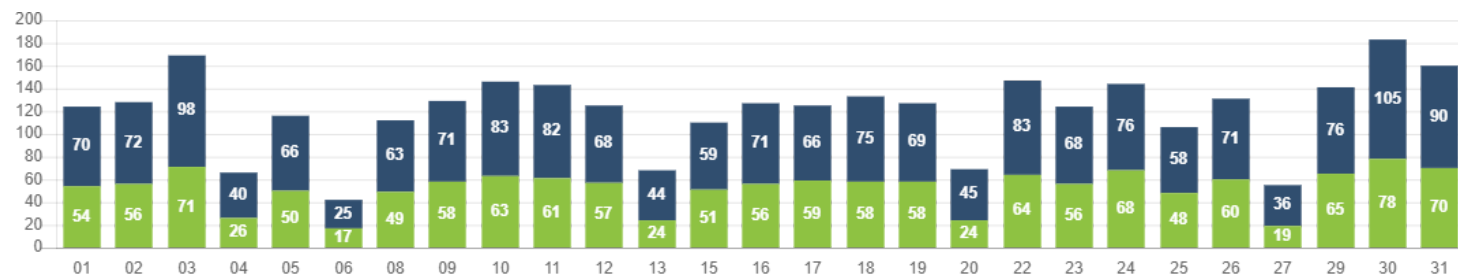
PASSENGERS AND RIDES - MAY



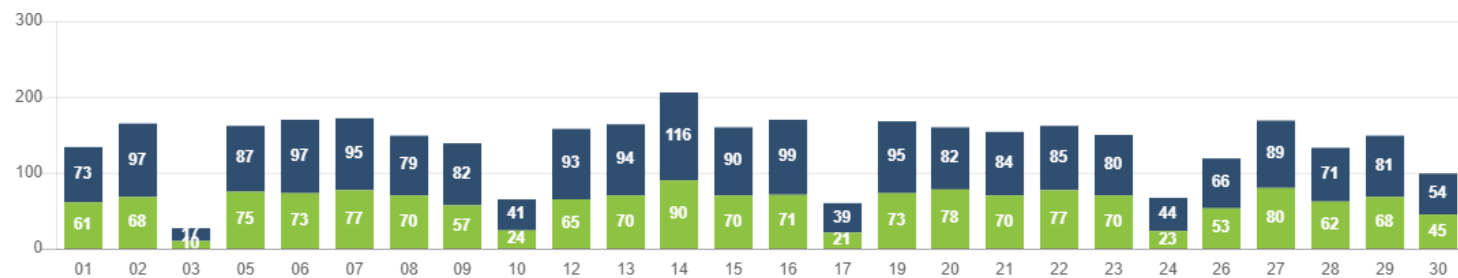
PASSENGERS AND RIDES - JUNE



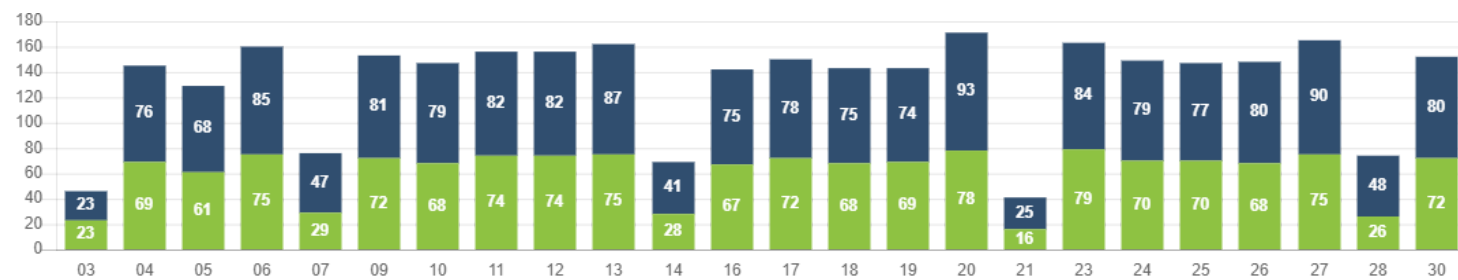
PASSENGERS AND RIDES - JULY



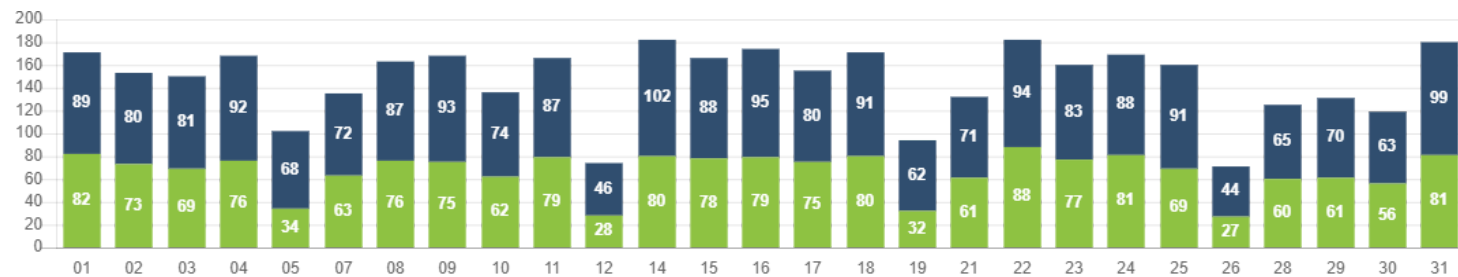
PASSENGERS AND RIDES - AUGUST



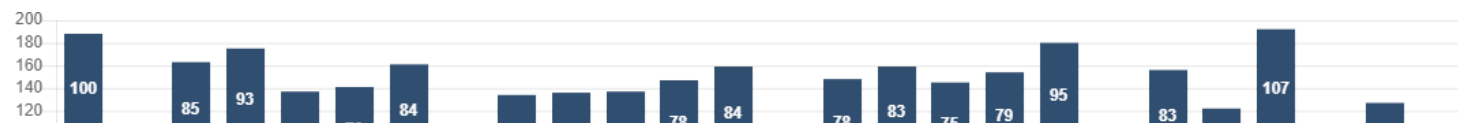
PASSENGERS AND RIDES - SEPTEMBER

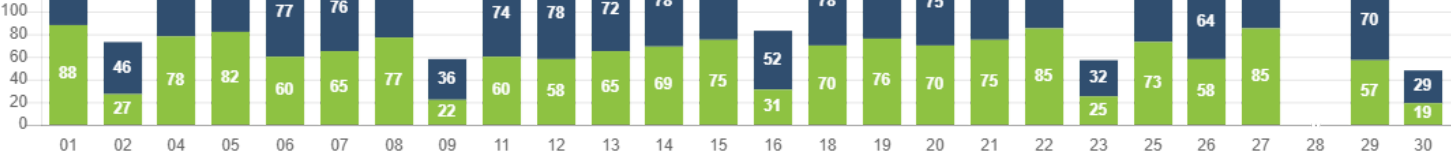


PASSENGERS AND RIDES - OCTOBER

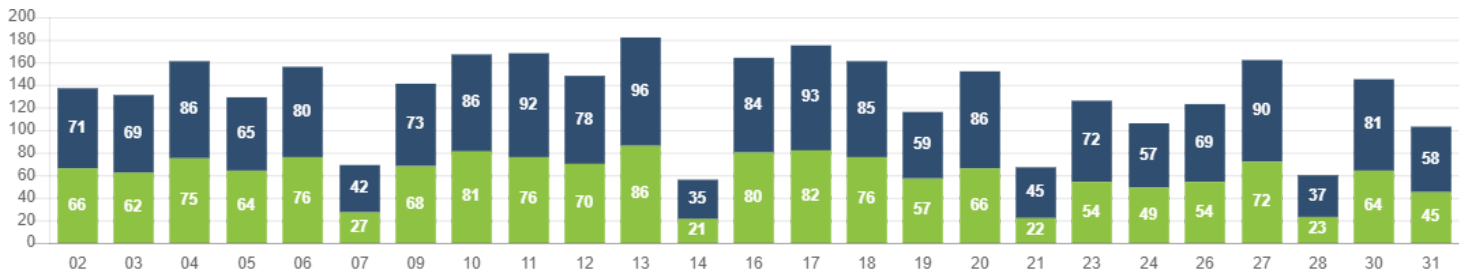


PASSENGERS AND RIDES - NOVEMBER

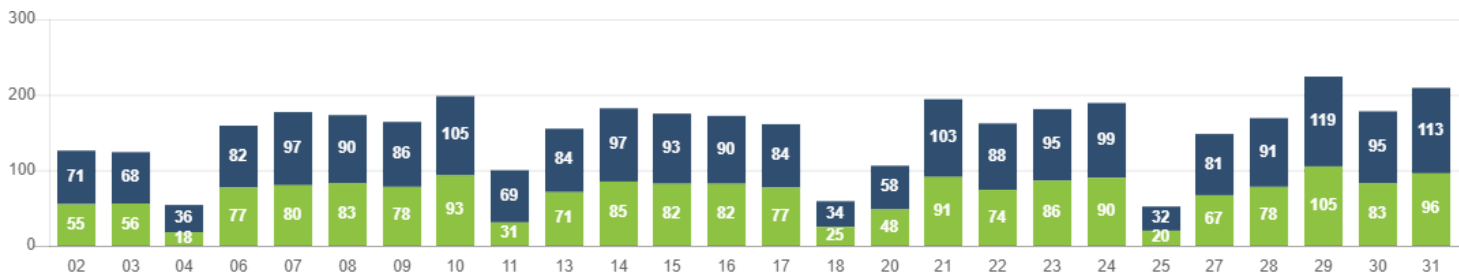




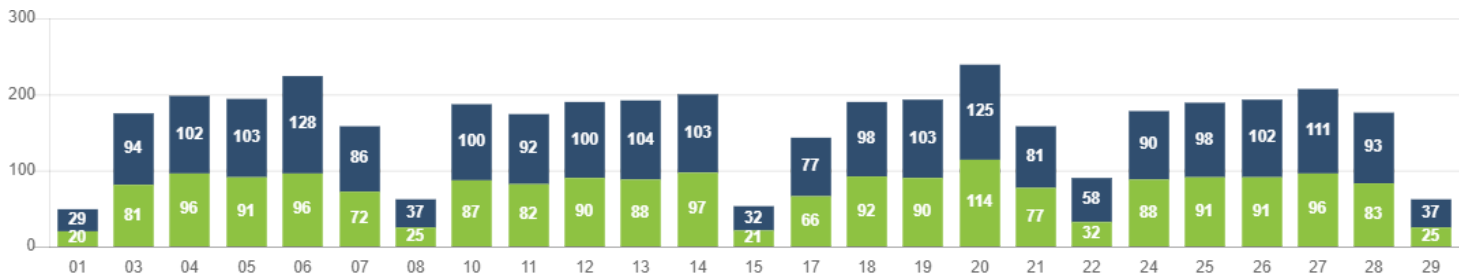
PASSENGERS AND RIDES - DECEMBER



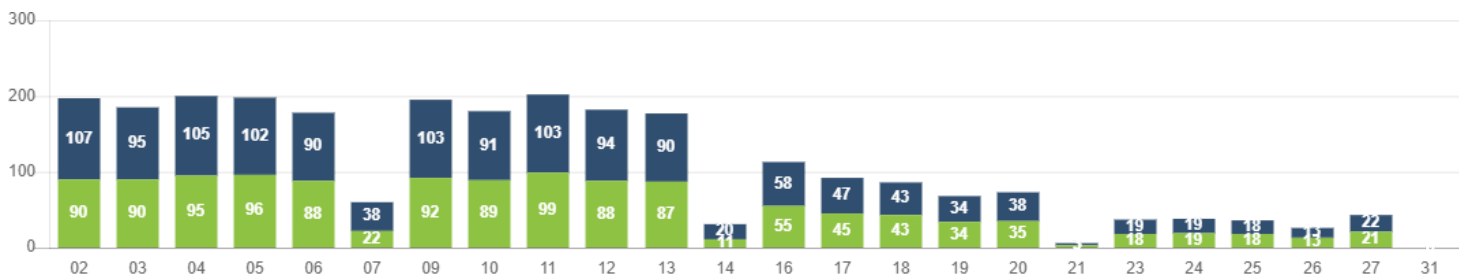
PASSENGERS AND RIDES - JANUARY



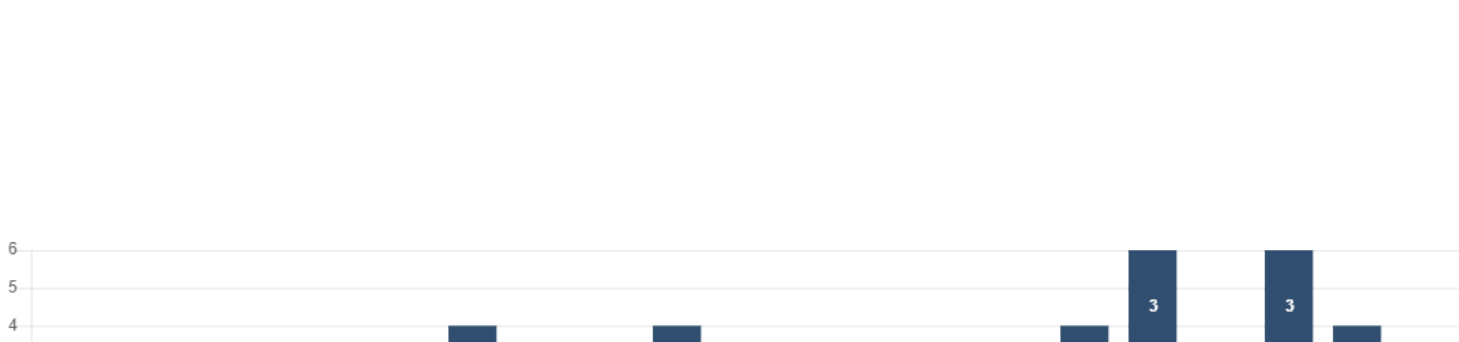
PASSENGERS AND RIDES - FEBRUARY

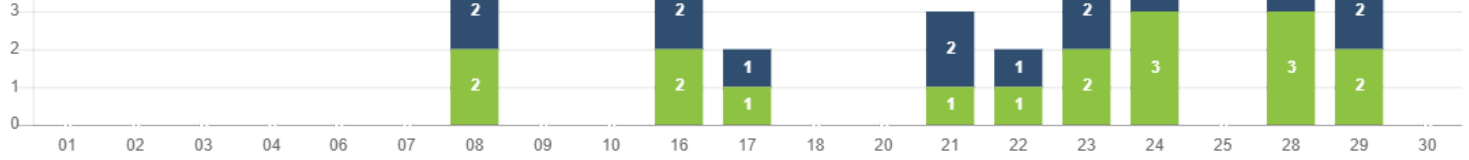


PASSENGERS AND RIDES - MARCH

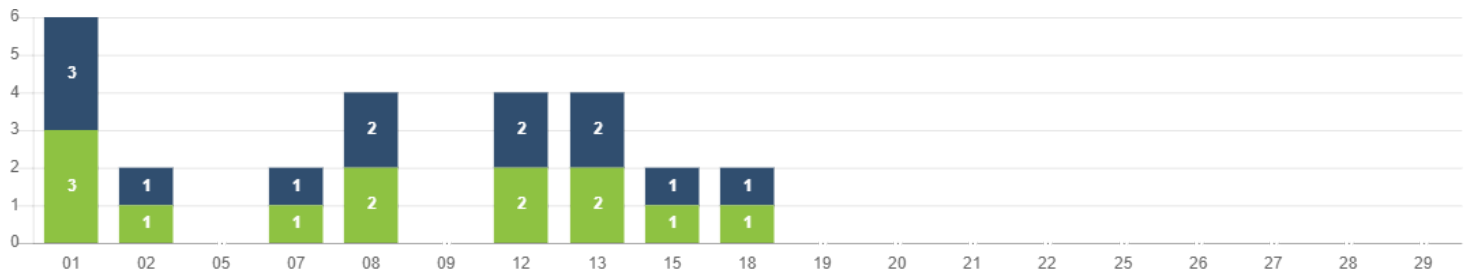


PASSENGERS AND RIDES - APRIL

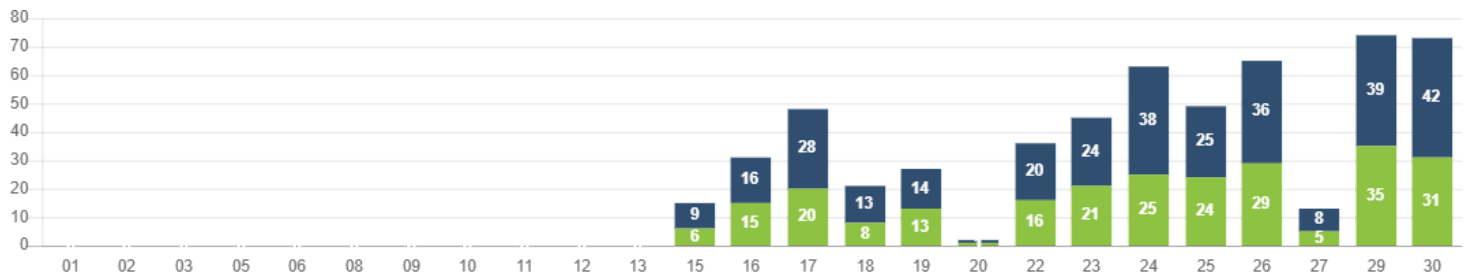




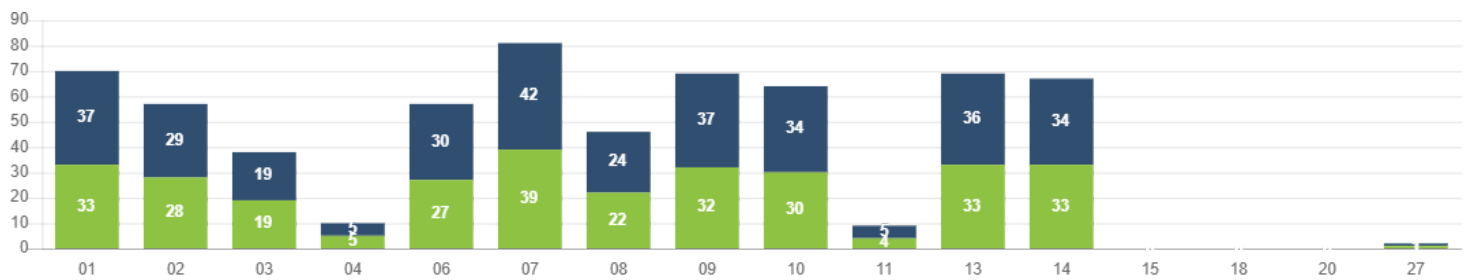
PASSENGERS AND RIDES - MAY



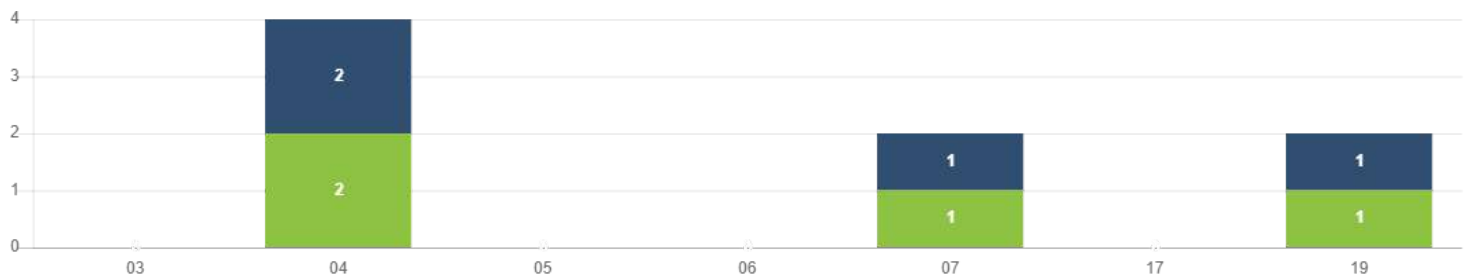
PASSENGERS AND RIDES - JUNE



PASSENGERS AND RIDES - JULY



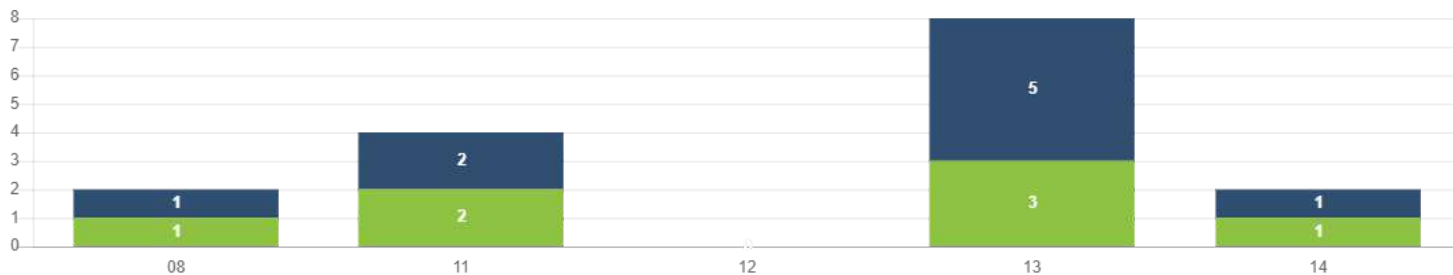
PASSENGERS AND RIDES - AUGUST



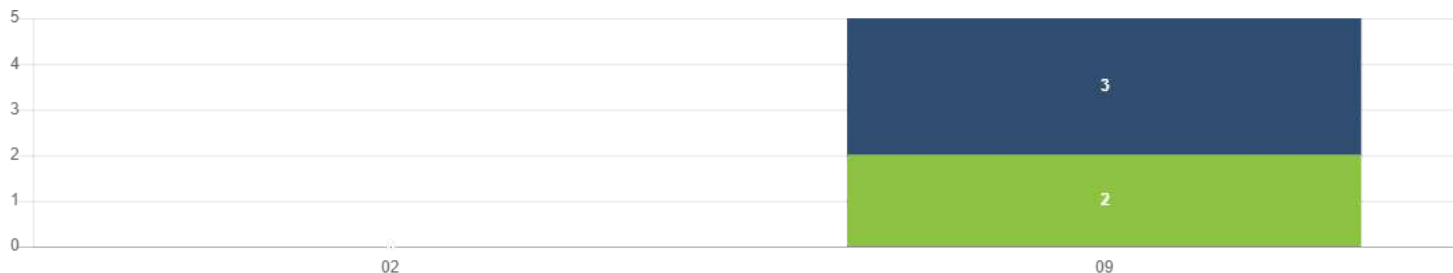
PASSENGERS AND RIDES - FEBRUARY



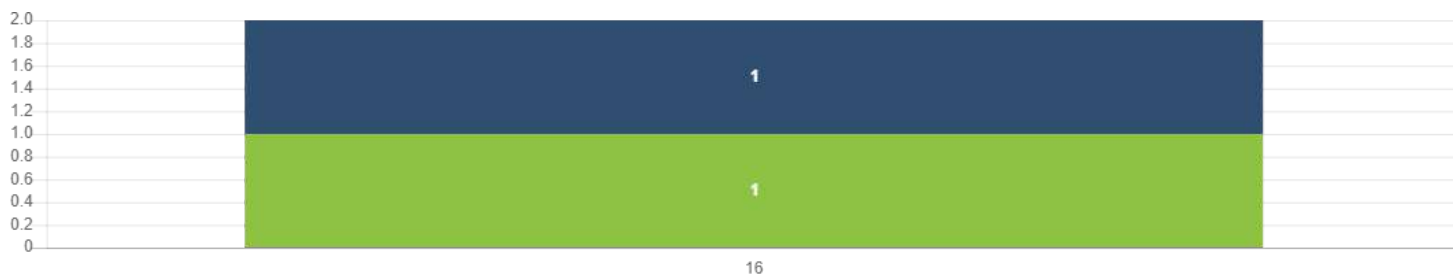
PASSENGERS AND RIDES - MAY



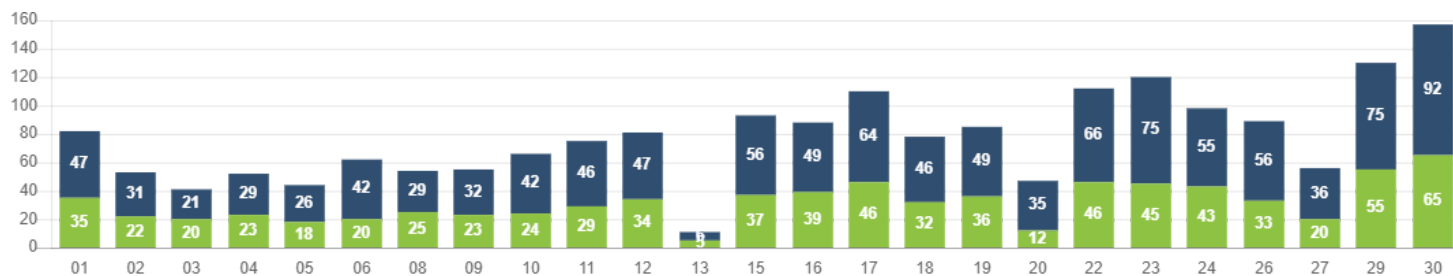
PASSENGERS AND RIDES - JUNE



PASSENGERS AND RIDES - SEPTEMBER



PASSENGERS AND RIDES - NOVEMBER

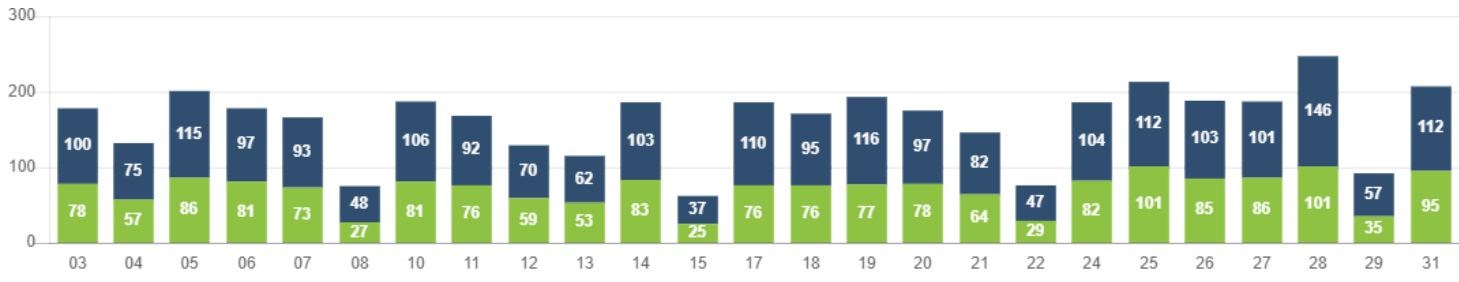


PASSENGERS AND RIDES - DECEMBER

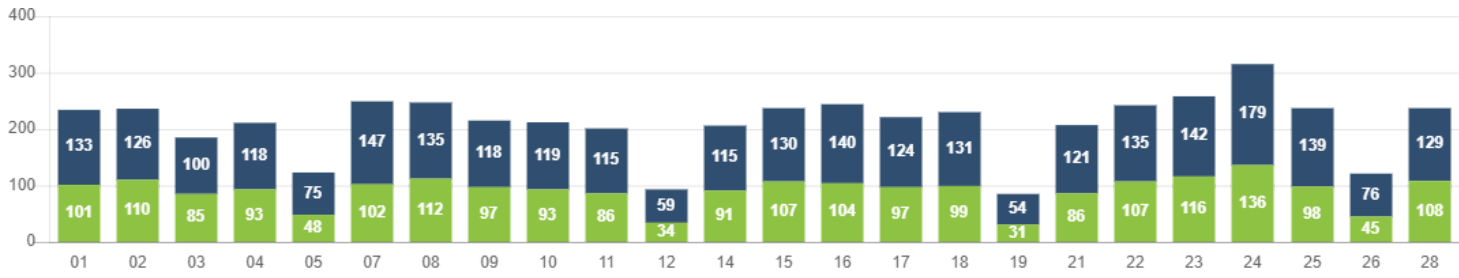




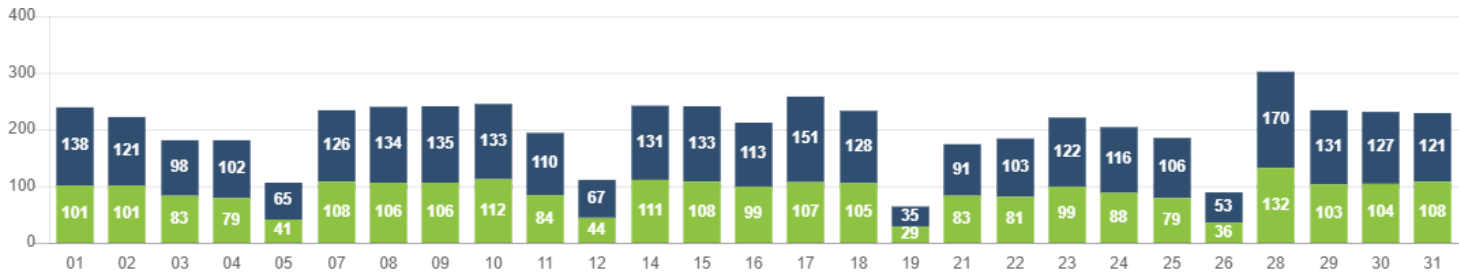
PASSENGERS AND RIDES - JANUARY



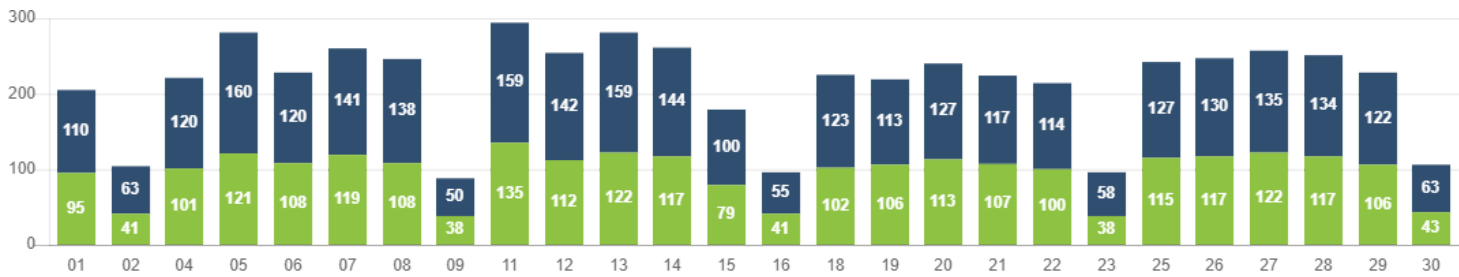
PASSENGERS AND RIDES - FEBRUARY



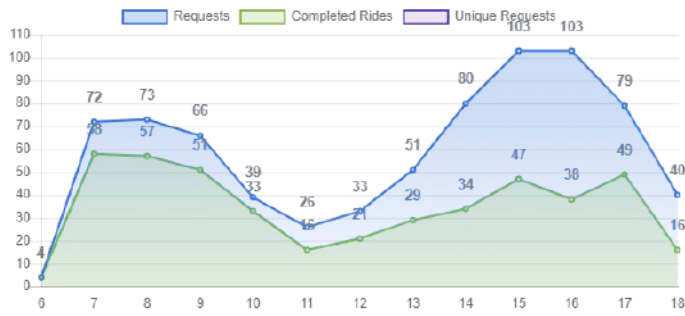
PASSENGERS AND RIDES - MARCH



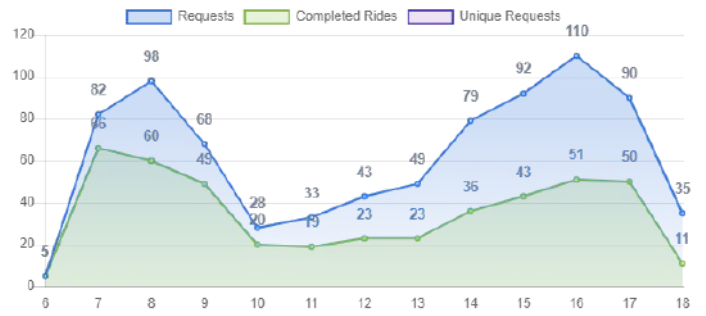
PASSENGERS AND RIDES - APRIL



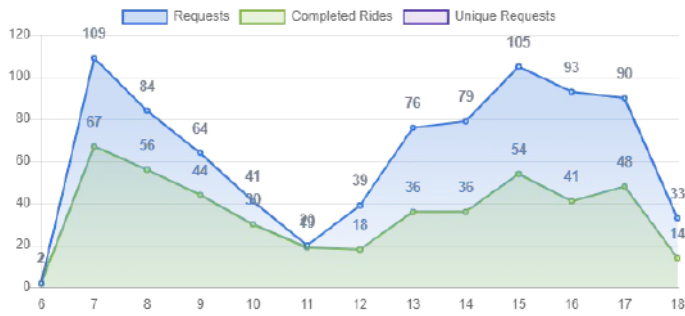
RIDE REQUEST MONDAY



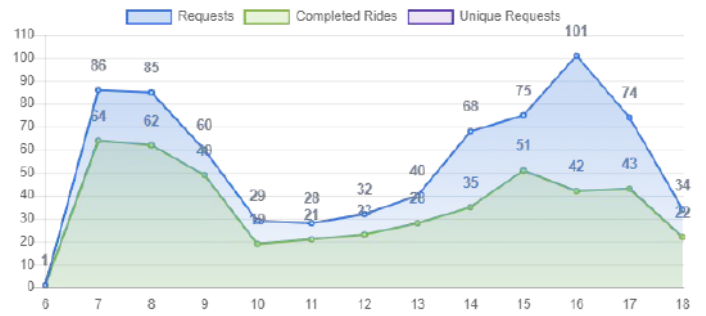
RIDE REQUEST TUESDAY



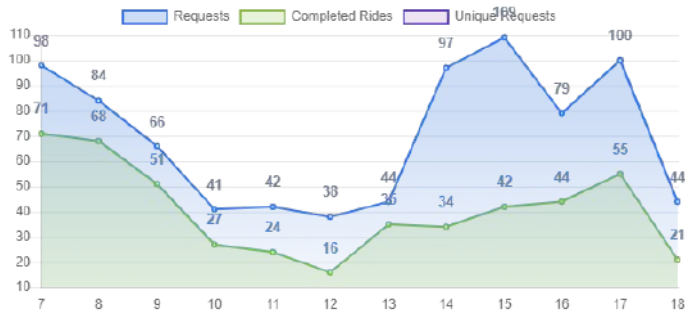
RIDE REQUEST WEDNESDAY



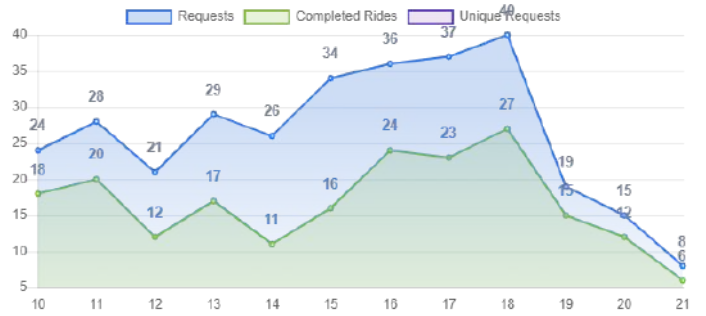
RIDE REQUEST THURSDAY



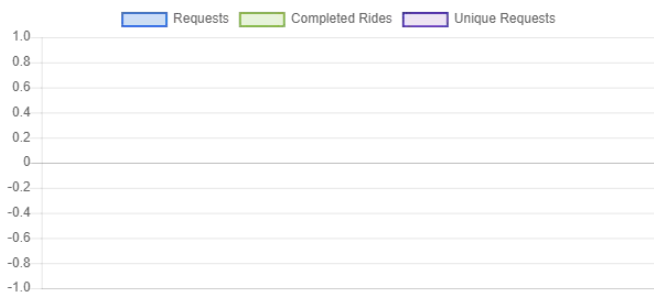
RIDE REQUEST FRIDAY



RIDE REQUEST SATURDAY



RIDE REQUEST SUNDAY



TOTAL PASSENGERS MONDAY



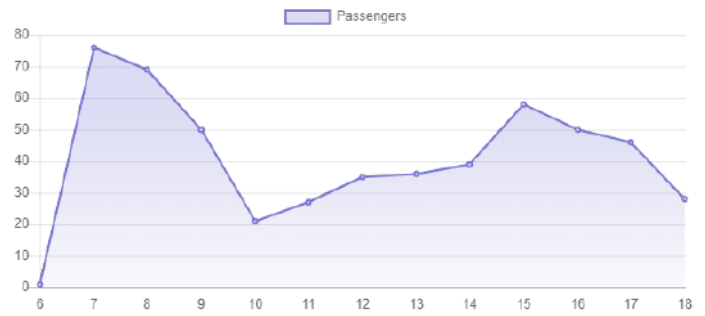
TOTAL PASSENGERS TUESDAY



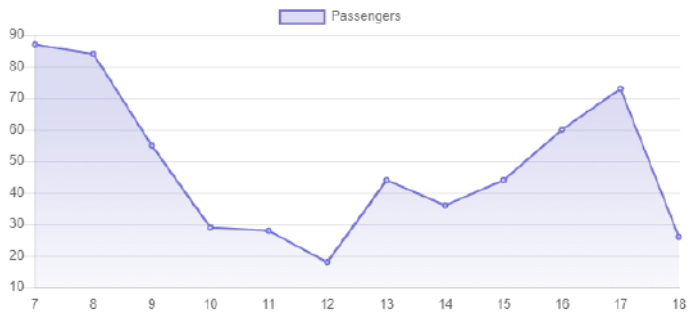
TOTAL PASSENGERS WEDNESDAY



TOTAL PASSENGERS THURSDAY



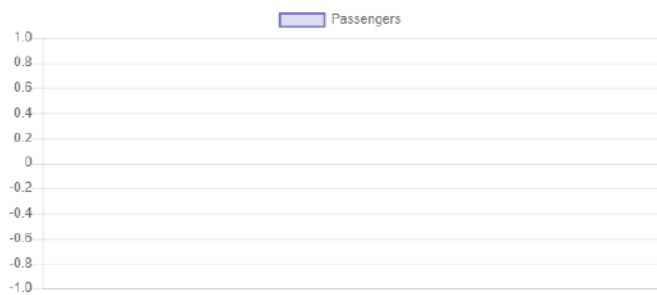
TOTAL PASSENGERS FRIDAY



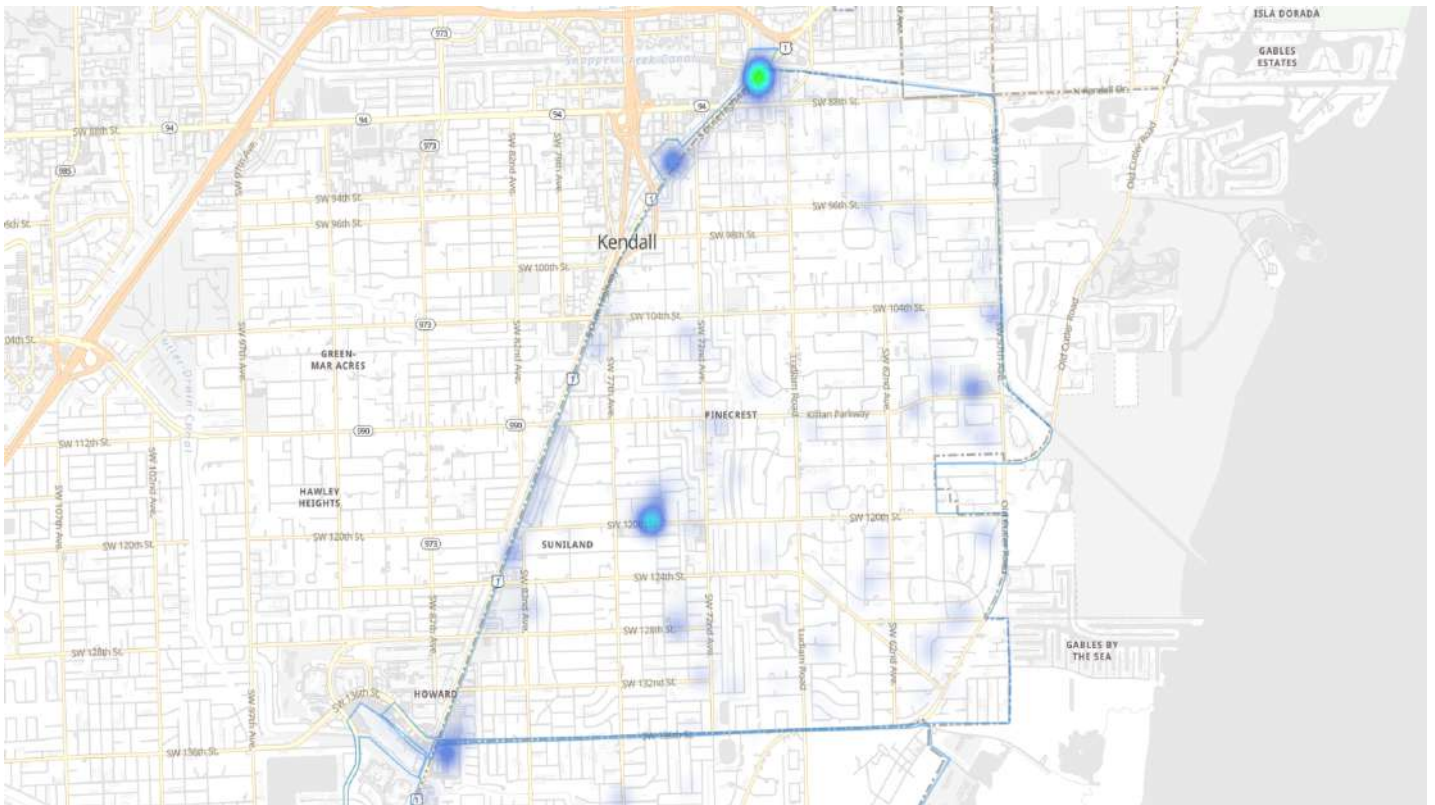
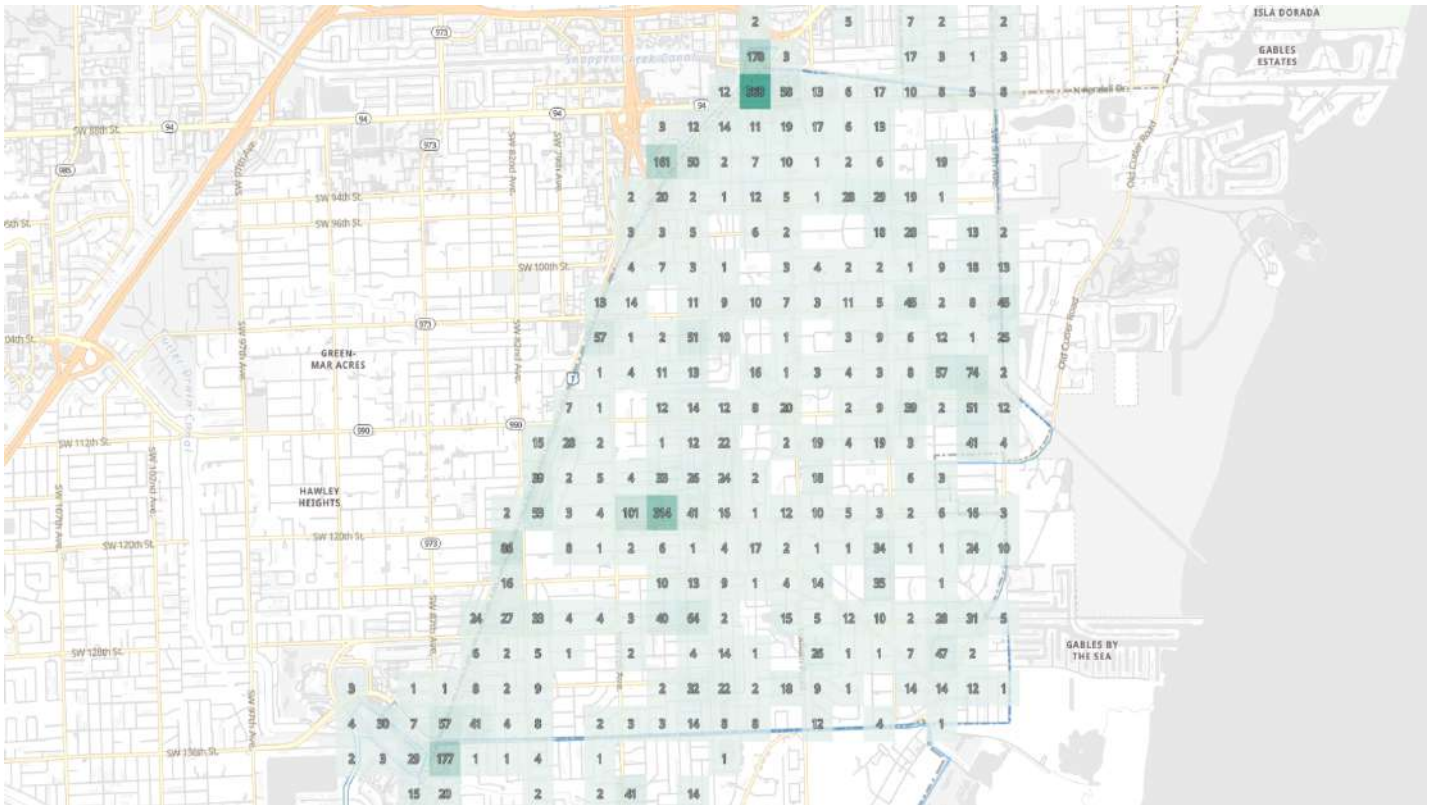
TOTAL PASSENGERS SATURDAY



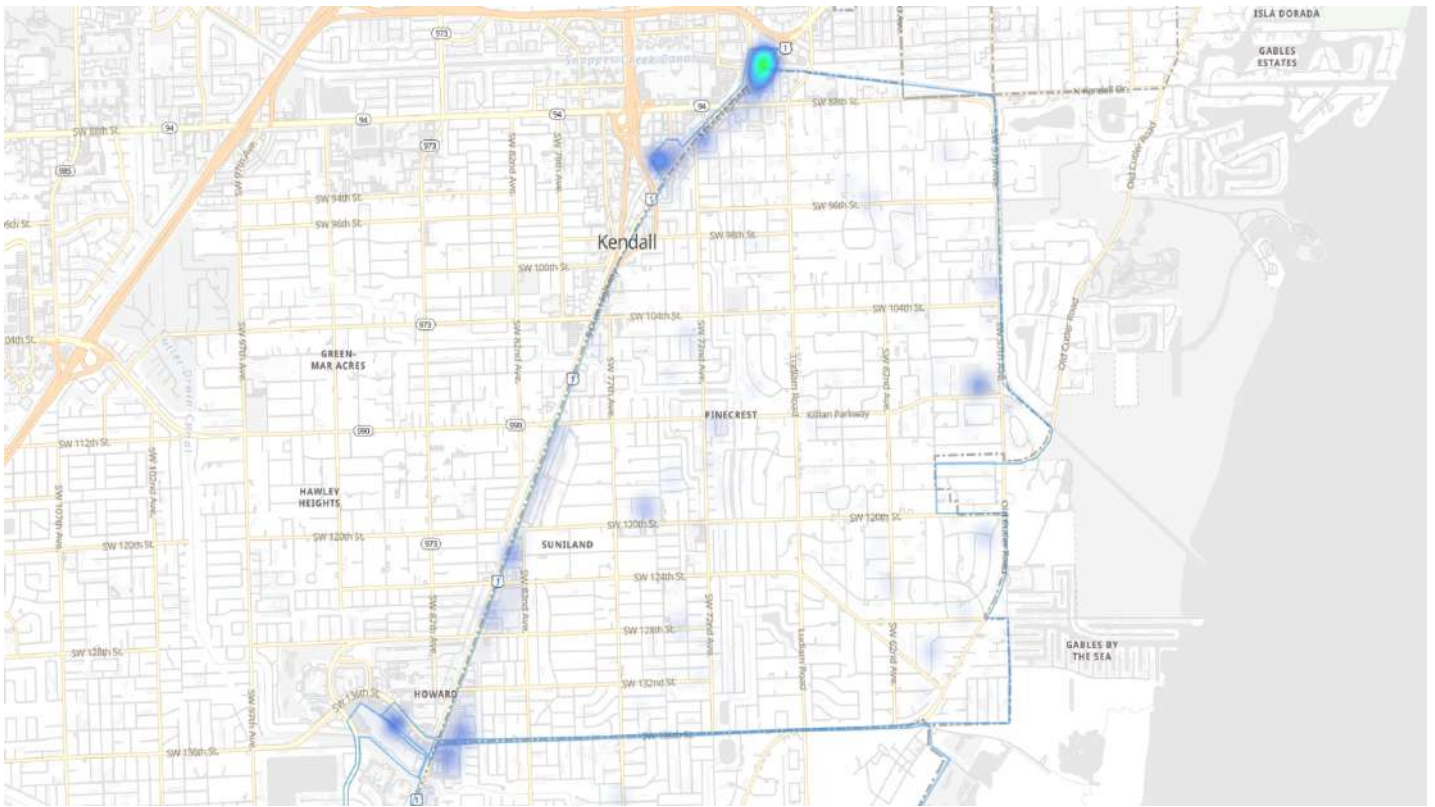
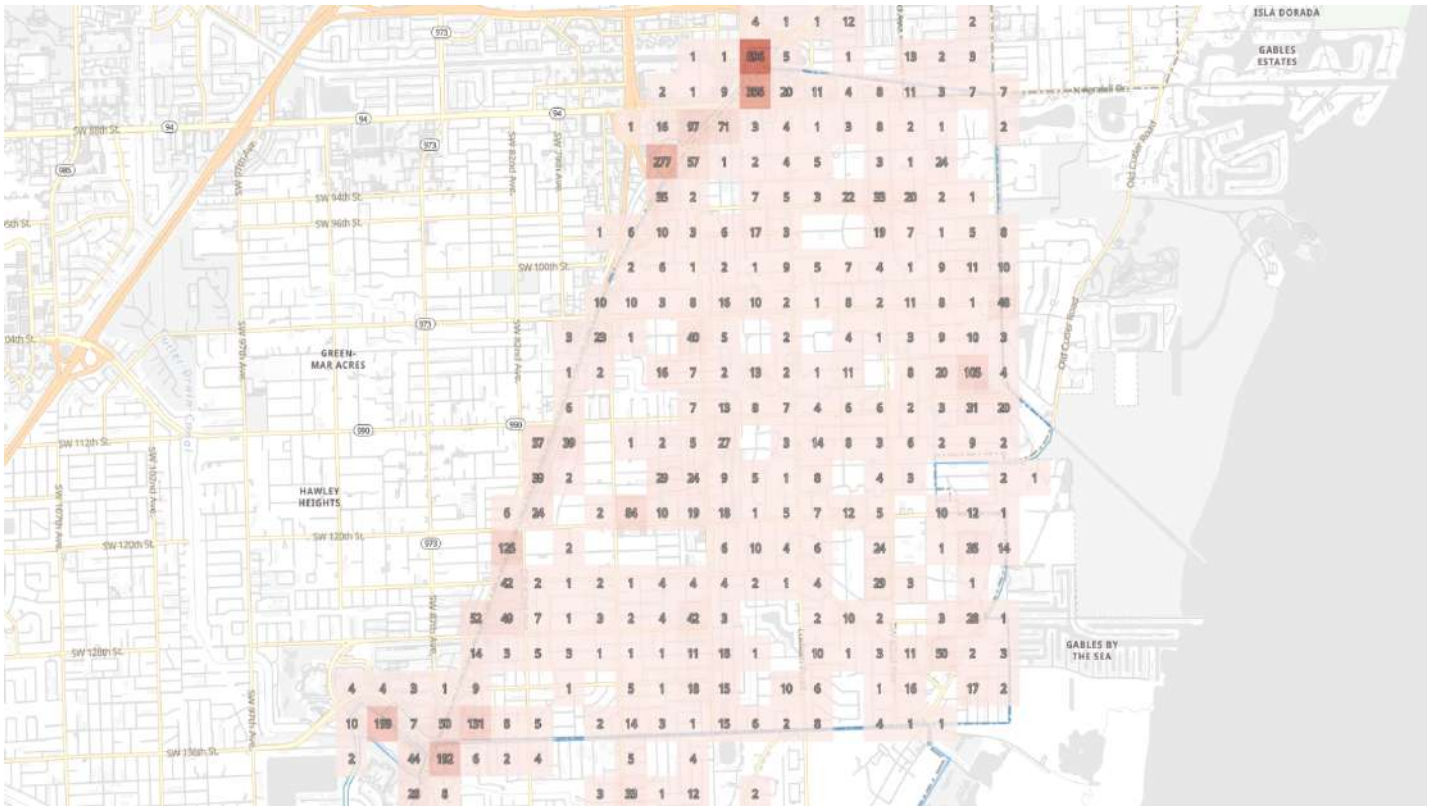
TOTAL PASSENGERS SUNDAY



RIDES REQUEST PICKUP



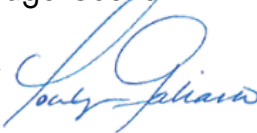
RIDES REQUEST DROPOFF





Yocelyn Galiano, ICMA-CM
Village Manager
manager@pinecrest-fl.gov

MEMORANDUM
Office of the Village Manager

DATE: May 3, 2022
TO: The Honorable Mayor and Members of the Village Council
FROM: Yocelyn Galiano, ICMA-CM, Village Manager 
RE: Employee Vaccine Incentive Program

It is the policy of the Village of Pinecrest to provide a safe work environment for our employees, visitors, and the public, especially during emergency situations like the Coronavirus (“COVID-19”) pandemic. To that end, the Village wants to incentivize vaccination for employees and, as such, provides Vaccination Incentive Pay to eligible employees whose duties and assignments were relied upon to maintain continuity of all critical operations. Vaccination Incentive Pay will be provided to eligible employees in accordance with the American Rescue Plan Act of 2021 (“ARPA”) which, among other things, appropriated federal monies for local governments to cover expenditures incurred due to the COVID-19 pandemic.

The purpose of this policy is to maintain a safer workplace by minimizing the community transmission of Coronavirus (“COVID-19”) amongst employees, visitors, and the population at large by compensating employees who voluntarily choose to be vaccinated.

The following table illustrates participation in the Voluntary Employee Vaccine Incentive Program:

FullyVax	Booster	# of EE's Participated	As of (Date)	% 185EEs	Running Total
56	87	143	4/18/2022	77%	\$186,000
59	87	146	4/22/2022	79%	\$190,000
61	88	149	5/3/2022	80.54%	\$193,000

As the table shows, since the initial roll-out of the program on March 14, 2022, five employees who were not originally vaccinated, opted to do so to take advantage of the incentive pay. In order to be eligible for this program, an employee must have been employed by the Village for a minimum of six months.

/yg

