

Item No.	Action Initiation Date	Councilmember or Staff Member	Topic of Follow-up	Department Assigned
I	1/9/2018	Village Council	SW 136 Street Bike Lane and Bridge Project	Public Works Department
Status	<p>August 30, 2022: Village Public Works Director and Village Manager received communication from Commissioner Regalado's office regarding the pending corrections to the project trees. County advised they will be replaced.</p> <p>August 18, 2022: Village Manager met with Commissioner Regalado and advised her of the deficiencies related to the trees that were planted as part of the project.</p> <p>June 2022: Public Works Director communicated with Commissioner Regalado's Office and with County Public Works Department and provided a spreadsheet with the trees that were planted and deficiencies.</p> <p>May 2022: The Public Works Director communicated with the representative of Palmetto Bay Public Works about the landscaping of the median on 136 Street near US 1. The County has been advised about concerns regarding the landscaping that was installed which is not what was specified in the original project. The County's Project Manager advised the contractor has been notified the landscaping was not what was approved and specified.</p> <p>March 2022: According to email communications with the County, nothing new to report with regard to the Bridge Project.</p> <p>February 2022: 136 ST Bike Lane is 80% complete. They are working on area around Home Depot/US1. Bridge Project is on hold until FPL issue is resolved.</p> <p>September 20, 2021: County advised the project plans are at 90%, and County is working out utility relocations and finalizing right of way issues.</p> <p>September 15, 2021: Village was notified that the bridge project would be delayed for 8 to 12 months from September 15, 2021, due to a conflict with the utility company.</p> <p>July 12, 2021: Shared use path project has commenced.</p> <p>March 4, 2021: The Village received notification from Miami-Dade County that the start date for construction of the shared used path was July 12, 2021. The County anticipates the project will last 300 days – with substantial completion in 240 days.</p> <p>February 3, 2021: The Village Manager requested an update regarding this project from the Office of the County Manager. The Village has been advised that the project is expected to commence in 4-6 weeks.</p> <p>June 23, 2020: Public Works Director attended a virtual meeting regarding the bridge replacement. County advised the construction plans for the bridge would be completed in July. Construction is scheduled to commence in the Summer of 2021 and be completed by Spring 2022 (8 months).</p> <p>May 2020: County notified that construction plans were developed to extend sidewalk from 82 Avenue west to the driveway for the Home Depot property.</p> <p>February 2020: New revised construction plans we completed. Project has been put out to bid.</p> <p>January 28, 2020: The County Public Works Department hosted a public meeting at Palmetto Bay Village Hall to allow resident review of the final construction plans at 7:00 p.m. Project Consultant advised the Public Works Director that a change order to include the extended sidewalk from 82 Ct to the Home Depot property would be added after construction plans are bid.</p> <p>December 30, 2019: Village Manager asked the Public Works Director to follow up with the Village of Palmetto Bay to obtain the cost breakdown for their expenditures related to the two roundabouts and bridge.</p> <p>December 12, 2019: Village Manager requested that the Public Works Director contact the Village of Palmetto Bay Public Works Director to request a cost breakdown for all the funds expended by Palmetto Bay for projects on SW 136 Street (Roundabouts and bridge).</p> <p>December 11, 2019: The County Public Works Department hosted a public meeting to allow resident review of the final construction plans at</p>			

	<p>Suniland Park at 5:30 p.m. November 7, 2019: Mayor Corradino and Village Manager, Mayor Cunningham from Palmetto Bay met with representatives from the County to review the project. October 23, 2019: Public Works Director Spanioli met with County representatives to discuss the issue with tree removal along the Pinecrest side of the ROW. It was agreed that the trees will not be disturbed. September 23 and 25, 2019: Public Works Director Spanioli met with representatives from Miami-Dade County and Palmetto Bay to discuss plans for the shared-use bike lane on SW 136 Street. Discussed centered around a revised approach that would involve construction of a shared use path along the entire length of 136 Street on the south side (Palmetto Bay) and nothing on the Pinecrest side. Miami-Dade County has also indicated that two roundabouts will be installed at the intersections of 67 Avenue and Old Cutler Road. June 6, 2019: The Village Manager met with representatives from Miami-Dade County to review the details of the SW 136 Street Project and in particular the bridge replacement. Based on discussions, with Palmetto Bay representatives and the County, project engineers will add lighting elements to the structure with smart technology. October 2018: A Joint Participation Agreement between the Village of Palmetto Bay and Miami-Dade County should be approved by the Board of County Commissioners. Once the agreement with Palmetto Bay is fully executed, design will commence for the project. January 9, 2018: The Village Council authorized the Mayor to enter into a Joint Participation Agreement with Miami-Dade County for the construction of bicycle facilities on SW 136 Street. January 24, 2017: Miami-Dade County held a public meeting about the proposed project at Howard Elementary School. The Village delivered door hangers to the residents that are directly adjacent to the proposed bike lane along SW 136th Street. December 2016: The Village sent out a letter to all affected residents about the proposed SW 136 Street Bike Lane Project being spear headed by Miami-Dade County with collaboration from both Pinecrest and Palmetto Bay. The proposed project would add dedicated bike lanes on each side of SW 136 Street adjacent to the travel lanes from approximately SW 83 Avenue to Old Cutler Road. This would widen the roadway by 4' on each side. From SW 83 Avenue to US-1, the County is proposing sharrows due to R/W constraints. This bike path would connect the bikeway along the bus way with the newly reconstructed Old Cutler bike trail. The total estimated project cost is \$2.4 million. Pinecrest received a grant from FDOT for \$1 million for comprehensive bicycle within the Village that is being matched with Village funds. Currently, Miami-Dade County has Road Impact Fee funds that are allocated for the resurfacing of SW 136 Street and our funds would be used for the bicycle lane widening on the Pinecrest side of the R/W. Palmetto Bay would have to make a contribution for their side of the R/W. November 4, 2016: Public Works Director met with Miami-Dade County representatives to discuss the possibility of repurposing MPO funding for bike lanes within the Village (originally intended for the SW 104 Street Project and other roadways) toward the proposed SW 136 Street Bike Lane Project.</p>			
2	2/12/2019	Village Council	Pinecrest Gardens ADA Compliant Playground Restroom	Office of the Village Manager
Status	<p>Project Substantially Completed October 2022: Anticipate project completion. September 7, 2022: Punch list item meeting with the Construction Contractor for completion of the project. The only matter that is still pending is the review of the fire line and fire suppression system for the barn. The due date for review of the plans and final approval is September 8th. Upon receipt of approval from the Fire Department, the contractor will complete the installation of both systems.</p>			

April 30, 2022: Construction has been completed for the playground, restrooms, sensory garden and picnic areas. 99% of the petting zoo is also completed.

February 2022: Curbs are complete and pathways have begun. All playground equipment has been installed. All underground work, including grease traps is complete. Animal pods and barn roof shingles are in –process.

January 2022: Window installation has begun in the restrooms and barn. Inspiration Center roof trusses have been installed and roof expected to be completed in the next 2 weeks

November 5, 2021: The majority of the landscaping for the project has been installed. The light poles are currently being installed.

October 2021: Contractor is completing exterior walls for the Inspiration Center. All the drainage and septic systems for the Upper Garden Project will be installed by mid-October. Restroom and barn facility are mostly completed, awaiting delivery of windows and doors.

September 2021: Construction is ongoing. The Playground structure, restrooms, animal enclosures and pods have been built. Finishes are in process for those facilities. The Inspiration Center footers have been poured.

April 12, 2021: Playground structure has been received and installation commenced.

April 6, 2021: The majority of the trees have been relocated. Awaiting grading to be completed to finish relocation of two specimen oaks. Septic systems are still under County review. Underground plumbing and electrical are being installed.

March 30, 2021: Playground structure has been completed and in shipping process.

March 1, 2021: Foundation work has commenced. Weekly progress meetings will take place as construction continues.

February 26, 2021: Demolition of the upper garden was completed.

February 16, 2021: Miami-Dade County is in the process of reviewing the Master Permit for construction of the septic systems that will service the animal enclosure, restrooms and Inspiration Center.

February 2, 2021: Demolition of the upper garden is approximately 90% complete.

January 28, 2021: The Village Manager, Assistant Manager and Pinecrest Gardens senior staff, met with representatives from Lunacon (contractor) and design team representatives for a kick-off meeting.

January 27, 2021: Contract for construction was awarded by the Village Council at a special meeting.

January 11, 2021: Demolition of the existing playground and restroom facility commenced. Demolition is expected to take approximately 2 weeks to complete.

January 7, 2021: Bid responses were received. A total of for proposals were received.

December 28, 2020: Landscape relocation and removal commenced.

December 2020: Construction bid was advertised. Pre-bid conference was held on December 7, 2020 and a total of 11 companies attended the meeting.

December 1, 2020: Demolition plans have been approved and permitted. Demolition is expected to take place beginning Mid-December. Construction plans for project have been submitted to the Village’s Building and Planning Department for permit review.

October 14, 2020: Council approved the purchase of the playground equipment for the Upper Garden Project.

September 22, 2020: Council discussed funding for the project during budget hearing.

September 8, 2020: Council discussed funding for the construction of the project during budget hearing.

September 1, 2020: Received final construction drawings for the building structures. Building plans are undergoing review by the Building and Planning Department.

July 2, 2020: Village Manager, Public Works Director, Assistant Village Manager, Pinecrest Gardens Director and Assistant Building Official met with landscape architect to review 50% completed construction plans and provide input.

	<p>April 30, 2020: Village Manager authorized borings and survey work necessary or the development of the construction plans.</p> <p>March 10, 2020: The Village Manager and Assistant Village Manager had a phone conference with Douglas Thompson, Project consultant and provided input on the petting zoo buildings based on the discussions the Council had during its workshop.</p> <p>March 6, 2020: The Village Council discussed the project during the Strategic Planning Workshop and agreed on preliminary concepts for the improvements. Construction documents phase implementation will commence.</p> <p>February 11, 2020: The Village Council will consider the financing plan and discuss how to proceed with the project.</p> <p>January 2020: Village Manager presented the Village Council with a Project Financing Plan during Strategic Plan workshop.</p> <p>November 27, 2019: Village Manager, Assistant Village Manager and Pinecrest Gardens Director met with the consultant to provide direction with regard to the development of bid-ready, construction plans for the phased implementation of the improvements with a priority given to the playground and restroom construction.</p> <p>November 12, 2019: Master Plan was presented to the Village Council.</p> <p>October 31, 2019: Master Plan will be finalized and readied for presentation to the Village Council.</p> <p>October 22, 2019: Consultant team will meet with Village Manager, Assistant Village Manager and Pinecrest Gardens Director regarding ongoing development of the Master Plan.</p> <p>October 8, 2019: Consultant team met with Village Manager, Assistant Village Manager, Pinecrest Gardens Director and Environmental Education Coordinator to review the preliminary site layout and Master Plan concepts.</p> <p>September 18 and 19, 2019: Consultant team met with Village staff to review programming needs for the space and to brainstorm about concepts and vision for the Master Plan that will inform the construction documents.</p> <p>September 11, 2019: Consultant did an onsite evaluation of the facility.</p> <p>August 30, 2019: The Village Manager held the contract signing meeting and preliminary discussions on next steps for commencement of the project.</p> <p>August 24, 2019: The Village Manager received authorization to execute an agreement with Landscape DE for an amount not to exceed \$300,000 to complete the Master Plan (\$50,000) and construction documents (\$250,000) for the ADA improvements to the upper garden, including new petting zoo, new Inspiration Center, new playground and new restrooms. Funding for this project has been spread over two years. The Village has also received \$250,000 from the State and has committed a \$200,000 Match for the construction of some of the improvements.</p> <p>June 2019: The Village Manager received authorization to negotiate a price with the top ranked architectural firm – Landscape DE.</p> <p>March 18, 2019: The Village received 5 responses to the Request for Qualification. Staff committee is in the process of reviewing the submittals.</p> <p>February 20, 2019: A request for qualification for architects was issued for the design of the Upper Garden Playground and Petting Zoo Area.</p> <p>February 12, 2019: The Village Council approved the issuance of a bond Resolution 2019-13 that will in part fund the improvements.</p>			
3	2/12/2019	Village Council	Pour and Play Resurface at EGP Playground	Parks and Recreation Department
Status	<p>October 2022: Expect completion of the project.</p> <p>October 4, 2022: The playground and pour and play surface have been completed. The only element of the playground that remains to be installed is the shade structure.</p> <p>September 21, 2022: The pour and play surface was installed.</p> <p>September 7, 2022: Play structures have been installed. Posts for the shade structure are currently being installed. The surface area will be prepped in anticipation of pouring the pour and play surface.</p>			


	<p>July 11, 2022: Ground breaking ceremony.</p> <p>February 2022: Playground equipment will be delivered in 16-18 weeks and then work will commence. This project is estimated to be completed in 32 weeks.</p> <p>January 2022: Contract was approved by Village Council.</p> <p>October 11, 2021: Request for proposals will be advertised this week.</p> <p>August 2021: The Village did not receive grant funding through the FRDAP grant. Construction will proceed with bond funding.</p> <p>July 1, 2021: The Village is awaiting signature of the State budget by Governor DeSantis.</p> <p>March 2021: The Village scored 16th in the rankings for the FRDAP in the amount of \$200,000 prior to commencing construction. Typically, grant awards are submitted through the legislature and then require the Governor's signature in June.</p> <p>February 9, 2021: Bond to fund the balance of the project was issued.</p> <p>October 14, 2020: The Village applied for a \$200,000 grant from the Florida Recreation Development Assistance Program to fund the new playground improvements.</p> <p>March 2020: Project was put on hold until the Council reconsidered the increase in budget appropriation during the FY 2020-21 Budget process.</p> <p>February 3, 2020: Park and Recreation Director received a project estimate of \$360,000 to redo the entire playground.</p> <p>November 26, 2019: Playground contractor advised the Parks and Recreation Director of concerns regarding difference in elevation between the playground and swing structures and issues of safety zone code compliance with regard to the shade structure poles. The Parks and Recreation Director instructed the playground vendor to look at the space and provide a cost estimate for the replacement of the entire playground structure.</p> <p>October 2019: Parks and Recreation Director will be issuing contracts to purchase and update the playground structure prior to completing the playground surface.</p> <p>July 2019: Parks and Recreation Director Mattes has recommended the Village consider improvements and upgrades to the playground structure at EGP prior to commencing with the improvements to the pour and play surface. FY 2020 budget has a recommended appropriation for the improvements to the playground structure.</p> <p>June 2019: Looking for additional quotes off co-operative procurement contracts in order to bring the cost in at the anticipated bond amount.</p> <p>April 2019: State contract will be identified for installation of the improvement by the Administrative Services Director.</p> <p>March 2019: Parks and Recreation Director has met with representatives from resurfacing company to obtain measurements.</p> <p>February 12, 2019: The Village Council approved the issuance of a bond Resolution 2019-13 that will in part fund playground resurfacing.</p>			
4	5/1/2021	Village Council	Gary Matzner Park	Office of the Village Manager and Parks and Recreation
Status	<p>November 2022: The conceptual design will be presented to the Village Council during its regular meeting for its consideration.</p> <p>September 7, 2022: The Village is hosting a community meeting to present the results of the Gary Matzner Park survey at Evelyn Greer Park. Residents will be afforded the opportunity to provide additional input to the design team.</p> <p>August 24, 2022: The Village initiated a community survey to obtain input regarding the elements that would be included in the conceptual design of the park. The deadline for submittal of the survey responses was on this date. 956 survey responses were received and are being analyzed by the design team.</p> <p>July 11, 2022: Award of the contract for development of the conceptual design of the park.</p> <p>April 2022: The Village will advertise request for qualifications for the development of a conceptual design for the park.</p>			

	<p>February 8, 2022: Village Council approved the Parks and Recreation Master Plan.</p> <p>January 2022: Parks and Recreation Master Plan on Village Council agenda for consideration, but further information was requested.</p> <p>November 2021: Anticipate putting out a request for qualifications to pick a consultant to develop a conceptual design for the Gary Matzner Park.</p> <p>October 15, 2021: Commencement of final landscaping improvements to the site. The site will be used for potable water project staging.</p> <p>October 4, 2021: Director Mattes met with landscaping company to walk the property to review landscaping needs and receive a quote to provide safe open space and remove any dead trees and vines.</p> <p>September 1, 2021: Demolition of all the structures on the property have been completed. One electric service pole remains on the property.</p> <p>May 6, 2021: Asbestos inspection was conducted ahead of demolition.</p> <p>May 5, 2021: Contract for demolition has been awarded. Awaiting FPL disconnection of utilities and asbestos survey.</p> <p>April 28, 2021: The Village received proposals for demolition of the structures on the park property.</p>			
5	11/9/2021	Village Council	Kendall Drive Shared Use Path	Public Works Department
Status	<p>December 2022: Anticipate completion of the construction documents.</p> <p>September 25, 2022: Public Works Director will coordinate a meeting with the affected residents to review the 60% plans. Letter will be sent out to residents advising of the actual impact of the project including number of trees to be removed, relocated and replaced.</p> <p>September 7, 2022: Public Works Director received revised plans. Plans will be forwarded to the Parks and Recreation Department for coordination with the Gary Matzner Park conceptual design consultant.</p> <p>June 22, 2022: Affected resident meeting to review preliminary design will be held in mid-June.</p> <p>June 2, 2022: Public Works Director will be meeting with the design consultants.</p> <p>February 1, 2022: Agreement was executed and work has begun. Process, including public meetings, is expected to take approximately 12 months.</p> <p>January 2022: Attorneys on both sides are reviewing the agreement.</p> <p>December 6, 2021: The Village Attorney is currently reviewing the contract document.</p> <p>November 9, 2021: The Village Council authorized the Village Manager to enter into an agreement with Kimley Horn Associates, Inc. for the design of the Kendall Drive Shared Use Path.</p>			



Yocelyn Galiano, ICMA-CM
Village Manager
manager@pinecrest-fl.gov

MEMORANDUM
Office of the Village Manager

DATE: October 4, 2022
TO: The Honorable Mayor and Members of the Village Council
FROM: Yocelyn Galiano, ICMA-CM, Village Manager 
RE: Employee Vaccine Incentive Program

It is the policy of the Village of Pinecrest to provide a safe work environment for our employees, visitors, and the public, especially during emergency situations like the Coronavirus (“COVID-19”) pandemic. To that end, the Village wants to incentivize vaccination for employees and, as such, provides Vaccination Incentive Pay to eligible employees whose duties and assignments were relied upon to maintain continuity of all critical operations. Vaccination Incentive Pay will be provided to eligible employees in accordance with the American Rescue Plan Act of 2021 (“ARPA”) which, among other things, appropriated federal monies for local governments to cover expenditures incurred due to the COVID-19 pandemic.

The purpose of this policy is to maintain a safer workplace by minimizing the community transmission of Coronavirus (“COVID-19”) amongst employees, visitors, and the population at large by compensating employees who voluntarily choose to be vaccinated.

The following table illustrates participation in the Voluntary Employee Vaccine Incentive Program:

FullyVax	Booster	# of EE's Participated	As of (Date)	% 185EEs	Running Total
56	87	143	4/18/2022	77%	\$186,000
59	87	146	4/22/2022	79%	\$190,000
61	88	149	5/3/2022	80.54%	\$193,000
59	90	149	5/31/2022	80.54%	\$199,000
60	91	151	7/6/2022	81.62%	\$202,000
61	92	153	7/21/2022	82.70%	\$205,000
61	94	155	8/24/2022	83.78%	\$208,000
60	97	157	9/29/2022	84.86%	\$216,000

As the table shows, since the initial roll-out of the program on March 14, 2022, fourteen employees who were not originally vaccinated, opted to do so to take advantage of the incentive pay. In order to be eligible for this program, an employee must have been employed by the Village for a minimum of six months. Currently, there are a total of 26 employees who are not yet eligible to participate.



/yg



Yocelyn Galiano, ICMA-CM
Village Manager
manager@pinecrest-fl.gov

MEMORANDUM
Office of the Village Manager

DATE: October 3, 2022
TO: The Honorable Mayor and Members of the Village Council
FROM: Yocelyn Galiano, ICMA-CM, Village Manager
RE: Communications Division October 2022 Monthly Report

The division's overarching goal is to produce high-quality, engaging, and vibrant communication campaigns that position the Village as the official source of information for Pinecrest residents and visitors. The division is augmented by interdepartmental collaboration, consultants and software that streamlines work processes.

Active Communication Projects:

- US 1 Vision Plan
- Website Upgrade
- Tropical Nights
- Potable Water Updates
- Village Council Updates
- Pinecrest Parkway Citizen's Committee
- Petition Updates
- RTZ Updates
- FPL Updates
- MDCPS in Pinecrest Brochure
- MDC Solid Waste
- Hurricane Safety/Prep

Each project/campaign requires interdepartmental collaboration, and a combination or all the following services: creative direction, communications plan, marketing strategy, photography, video, multi-media editing, graphic design, copy writing, copy editing, website update, organic social media, paid digital ads, email marketing, media outreach, signage, and metrics reporting.

Included in the following pages is a monthly report from Zencity, the Village's AI digital listening tool. Additionally included are e-newsletter statistics, social media analytics and a snapshot of the communications division's project schedule.



September 2022 Workflow Snapshot

9/5 | We are strong. We are smart. We are capable.

Item	Assigned To	Person	Status	Due Date	Department	Category
Select A Seat Video - Paid Ad	MICHELLE	MH	Done	Fri, Sep 2	Pinecrest Gardens	Social Ad
Israel Training Release	MICHELLE & IVAN	MH +2	Done	Tue, Sep 6	Police Department	Write Copy
Chief to approve the Israel Training Release	MICHELLE	MH	Done	Tue, Sep 6	Police Department	Follow Up
Curate Israel Photos	MICHELLE	MH	Done	Tue, Sep 6	Police Department	Curate Music, Photos/VL...
Post Israel Release and Photos	MICHELLE	MH	Done	Tue, Sep 6	Police Department	Social Media
Create Israel Web news Item	MICHELLE	MH	Done	Tue, Sep 6	Police Department	Website Update
Edit Israel Photos for web	MICHELLE	MH	Done	Tue, Sep 6	Police Department	Photo Edit
She Jazz Paid Ad	MICHELLE	MH	Done	Tue, Sep 6	Pinecrest Gardens	Social Ad
Press release header and/footer with four seats incl...	ADAM	AP	Done	Tue, Sep 6	Village	Design
FitCrest 5K - Jan. 7, 2023 Flyer	ADAM & MICHELLE	AP +3	Done	Tue, Sep 6	Parks & Rec	Design
Yoga Post & FB Event	ELIS	LB	Done	Wed, Sep 7	Pinecrest Gardens	Social Media
Granicus Design Meeting	MICHELLE	MH	Done	Wed, Sep 7	Village	Meeting
Lost in Space Announcement IG & FB Event	ELIS	LB	Done	Wed, Sep 7	Pinecrest Gardens	Social Media
P&R - Matzner Park Presentation Filming & Photo	ADAM	AP	Done	Wed, Sep 7	Parks & Rec	Video/Photo
P&R - Matzner Park Presentation Render and Upload	ADAM	AP	Done	Thu, Sep 8	Parks & Rec	Video Editing
Tropical Nights - Subscriptions 5x7 flyer to all data b...	MICHELLE	MH	Done	Thu, Sep 8	Pinecrest Gardens	Email Marketing
Select A Seat - 5x7 flyer to all data bases	MICHELLE	MH	Done	Thu, Sep 8	Pinecrest Gardens	Email Marketing
Crime story	MICHELLE	MH	Done	Thu, Sep 8	Police Department	Write Copy
Crime story	MICHELLE	MH	Done	Thu, Sep 8	Police Department	Social Media
Cime Story	MICHELLE	MH	Done	Thu, Sep 8	Police Department	Email Marketing
Crime Story	MICHELLE	MH	Done	Thu, Sep 8	Police Department	Social Ad
Howl-O-Ween Post	ELIS	LB	Done	Fri, Sep 9	Pinecrest Gardens	Social Media
Crime Story	MICHELLE	MH	Done	Fri, Sep 9	Police Department	Website Update
Implement Schools Brochure Updates sent by Nancy	MICHELLE & ADAM	MH AP	In Review	Fri, Sep 9	Village	Design
Tropical Nights 5x7 Flyer Print	ADAM	AP	Done	Mon, Sep 12	Pinecrest Gardens	Design

+ Add Item

September 2022 Workflow Snapshot

Item	Assigned To	Person	Status	Due Date	Department	Category
FitCrest 5K and FitCrest Day 2023 Stanch...	MICHELLE & ADAM	+3	Done	Tue, Sep 6	Parks & Rec	Design
FitCrest 5K and FitCrest Day Banner 2023	MICHELLE & ADAM	+3	Done	Tue, Sep 6	Parks & Rec	Design
Maps for FPL page	MICHELLE		Done	Tue, Sep 6	Village	Website Update
V1 - WEBSITE - Logo(s) as EPS, SVG, or a ...	MICHELLE	gw	Done	Fri, Sep 9	Village	Design
Ads for Tribune insert	ADAM & MICHELLE	+2	Done	Fri, Sep 9	Pinecrest Gardens	Design
Photo of Village landscape for ETrakit Pa...	MICHELLE		Done	Fri, Sep 9	Building & Planning	Video/Photo
Advance VC Meeting	MICHELLE		Done	Mon, Sep 12	Village	Email Marketing
Advance VC Meeting	MICHELLE		Done	Mon, Sep 12	Village	Social Media
Advance VC Meeting	MICHELLE		Done	Mon, Sep 12	Village	Website Update
Travel Allies Post	ELIS		Done	Mon, Sep 12	Pinecrest Gardens	Social Media
Flyer for Pinecrest Ballerz	ADAM	+1	Done	Mon, Sep 12	Police Department	Design
Carola's Exhibit Post	ELIS		Done	Mon, Sep 12	Pinecrest Gardens	Social Media
Advance VC Meeting	MICHELLE		Done	Mon, Sep 12	Village	Social Ad
Tropical Nights - Subscriptions Video - Pa...	MICHELLE		Done	Mon, Sep 12	Pinecrest Gardens	Social Ad
US1 Plan Survey	MICHELLE		Done	Tue, Sep 13	Village	Website Update
US1 Plan Survey	MICHELLE		Done	Tue, Sep 13	Village	Social Media
US1 Plan Survey	MICHELLE		Done	Tue, Sep 13	Village	Email Marketing
Crime release to community news	MICHELLE		Done	Tue, Sep 13	Village	Media Outreach
Post 8/30 PPCC Vision Boards	MICHELLE		Done	Tue, Sep 13	Village	Website Update
PPCC Meeting Advance	MICHELLE		Done	Tue, Sep 13	Village	Website Update
PPCC Meeting Advance	MICHELLE		Done	Tue, Sep 13	Village	Email Marketing
PPCC Meeting Advance	MICHELLE		Done	Tue, Sep 13	Village	Social Media
Update Matzner ark webpage	MICHELLE		Done	Tue, Sep 13	Parks & Rec	Website Update
Sip & Create Sunflowers Post/FB Event	ELIS		Done	Tue, Sep 13	Pinecrest Gardens	Social Media
VC Meeting Summary	MICHELLE		Done	Tue, Sep 13	Village	Email Marketing
Village Council Meeting	MICHELLE		Done	Tue, Sep 13	Village	Meeting
VC Meeting Summary	MICHELLE		Done	Wed, Sep 14	Village	Social Media
VC Meeting Summary	MICHELLE		Done	Wed, Sep 14	Village	Website Update
VC Meeting Summary	MICHELLE		Done	Wed, Sep 14	Village	Design
The Manhattan Transfer FB Event	ELIS		Done	Thu, Sep 15	Pinecrest Gardens	Social Media
Tropical Nights - Subscription Video Orga...	ELIS		Done	Thu, Sep 15	Pinecrest Gardens	Social Media
Zencity Hurricane Preparedness Survey D...	MICHELLE		Done	Thu, Sep 15	Village	Design
Zencity Survey	MICHELLE		Done	Thu, Sep 15	Village	Email Marketing
Zencity Survey	MICHELLE		Done	Thu, Sep 15	Village	Social Media
Zencity Survey	MICHELLE		Done	Thu, Sep 15	Village	Website Update
Fix broken PG events link	MICHELLE		Done	Thu, Sep 15	Pinecrest Gardens	Website Update
+ Add item						

September 2022 Workflow Snapshot

9/19 | There is abundance all around us.

Item	Assigned To	Person	Status	Due Date	Department	Category	
PG Website Landing PG "Happenings"	CRISTINA	AP	Done	Thu, Sep 22	Pinecrest Gardens	Digital Marketing	
QRC for Community News Calendar	CRISTINA	AP	Done	Mon, Sep 19	Pinecrest Gardens	Digital Marketing	
TEST: Community News Calendar Update	CRISTINA	AP	Done	Fri, Sep 16	Pinecrest Gardens	Community Plan/Implement	
Davis Roundabout	MICHELLE	MH	Done	Mon, Sep 19	Public Works	Social Media	
FitCrest 5K and FitCrest Day 2023 A-Fram...	MICHELLE & ADAM	MH +3	Done	Tue, Sep 6	Parks & Rec	Design	
David water post	MICHELLE	MH	Done	Mon, Sep 12	Public Works	Social Media	
Jazz Single Tickets - 5x7 flyer	ADAM	AP	Done	Thu, Sep 8	Pinecrest Gardens	Design	
Single Tickets 57th Avenue Banner	ADAM	AP	Done	Tue, Sep 13	Pinecrest Gardens	Design	
Yoga Social Post/Reel- Sept	LACEY & ELIS	LB	Done	Thu, Sep 15	Pinecrest Gardens	Social Media	
V2 WEBSITE - Logo(s) as EPS, SVG, or a ...	MICHELLE	MH CW	Done	Thu, Sep 15	Village	Design	
Yoga Reel/Post	ELIS	LB	Done	Mon, Sep 19	Pinecrest Gardens	Social Media	
Eddie Palmieri FB Event	ELIS	LB	Done	Mon, Sep 19	Pinecrest Gardens	Social Media	
The Paper Tree House	ELIS	LB	Done	Tue, Sep 20	Pinecrest Gardens	Social Media	
Lost in Space Post	ELIS	LB	Done	Wed, Sep 21	Pinecrest Gardens	Social Media	
Old Cutler Construction	MICHELLE	MH	Done	Wed, Sep 21	Public Works	Social Media	
Groovin' in September	ELIS	LB	Done	Thu, Sep 22	Pinecrest Gardens	Social Media	
FAF Application Post	ELIS	LB	Done	Fri, Sep 23	Pinecrest Gardens	Social Media	
Village Council Meeting - Budget	MICHELLE	MH	Done	Thu, Sep 22	Village	Meeting	
Sip & Create Sunflowers IG Post & FB Event	ELIS	AP	Done	Sat, Sep 24	Pinecrest Gardens	Social Media	
Manhattan Transfer 57th Avenue Banner	ADAM	AP	Done	Fri, Sep 30	Pinecrest Gardens	Design	
P&R 5k A-Frame Print	ADAM	AP	Done	Mon, Sep 19	Parks & Rec	Print	
PG - Jazz Single Ticket Banner Print	ADAM	AP	Done	Mon, Sep 19	Pinecrest Gardens	Print	
DBS Training	ELIS	LB	Done	Thu, Sep 22	Pinecrest Gardens	Social Media	
Code - Landscaper Decal Edit	ADAM	AP	Done	Tue, Sep 20	Code Enforcement	Design	
PG - Jazz 1 Banner - PRINT	ADAM	AP	Done	Wed, Sep 21	Pinecrest Gardens	Print	
PG - Create Happening Website Page so L...	ADAM	AP	Done	Thu, Sep 22	Pinecrest Gardens	Design	
Storm Warning Social Graphic/Post	MICHELLE & ADAM	AP	Done	Fri, Sep 23	Village	Website Update	
Season brochure 1st Draft	ADAM & MICHELLE	MH +2	Done	Wed, Sep 7	Pinecrest Gardens	Design	
post on lan	MICHELLE	MH	Done	Fri, Sep 23	Village	Social Media	
Email on lan	MICHELLE	MH	Done	Sat, Sep 24	Village	Social Media	
Post on lan	MICHELLE	MH	Done	Sat, Sep 24	Village	Email Marketing	
PW Website - New "happenings" page co...	NICOLE & CRISTINA	AP	Done	Fri, Sep 23	Pinecrest Gardens	Digital Marketing	
TD#9 Advisory	MICHELLE	MH	Done	Sun, Sep 25	Village	Social Media	
TD#9 Advisory	MICHELLE	MH	Done	Sun, Sep 25	Village	Email Marketing	
Hurricane Prep	MICHELLE	MH	Done	Sun, Sep 25	Village	Social Media	
Hurricane Prep	MICHELLE	MH	Done	Sun, Sep 25	Village	Email Marketing	

+ Add Item

September 2022 Workflow Snapshot

9/26 - I am excited for the possibilities that this week holds

Item	Assigned To	Person	Status	Due Date	Department	Category
Photos for HR Booklet	MICHELLE	MH	Done	Mon, Sep 26	Human Resources	Curate Music, Photos/VL...
Jazz Single Tickets - 5x7 flyer to all data bases	MICHELLE	MH	Done	Mon, Sep 26	Pinecrest Gardens	Email Marketing
Lost in Space Paid Ad	MICHELLE	MH	Done	Fri, Sep 23	Pinecrest Gardens	Social Ad
The Legendary Tommy Dorsey Orchestra FB Event	ELIS	MH	Done	Tue, Sep 27	Pinecrest Gardens	Social Media
Rocky Horror - A month away	ELIS	MH	Done	Wed, Sep 28	Pinecrest Gardens	Social Media
Howl-O-Ween Post - A month away!	ELIS	MH	Done	Thu, Sep 29	Pinecrest Gardens	Social Media
11 a.m Ian Update	MICHELLE	MH	Done	Mon, Sep 26	Village	Social Media
11 a.m Ian Update	MICHELLE	MH	Done	Mon, Sep 26	Village	Website Update
11 a.m Ian Update	MICHELLE	MH	Done	Mon, Sep 26	Village	Email Marketing
Her Market	ELIS	MH	Done	Fri, Sep 30	Pinecrest Gardens	TVC Traffic
PG analytics to Cristina	MICHELLE	MH	Done	Thu, Sep 29	Pinecrest Gardens	Granicus Website Update
EPS to Graicus PG	MICHELLE	MH	Done	Thu, Sep 29	Pinecrest Gardens	Granicus Website Update
Hurricane Snake repost - VOP	MICHELLE	MH	Done	Wed, Sep 28	Village	Design
FPL Update	MICHELLE	MH	Done	Wed, Sep 28	Village	Write Copy
FPL Update	MICHELLE	MH	Done	Wed, Sep 28	Village	Social Media
FPL Update	MICHELLE	MH	Done	Wed, Sep 28	Village	Email Marketing
FPL Update - Hurricane Portal	MICHELLE	MH	Done	Wed, Sep 28	Village	Website Update
FPL Update - News Item	MICHELLE	MH	Done	Wed, Sep 28	Village	Website Update
YAC meeting reached repost	MICHELLE	MH	Done	Wed, Sep 28	Village	Social Media
PPCC Cancelled	MICHELLE	MH	Done	Wed, Sep 28	Village	Email Marketing
PPCC Cancelled - News Item	MICHELLE	MH	Done	Wed, Sep 28	Village	Website Update
PPCC Cancelled - Web Portal	MICHELLE	MH	Done	Wed, Sep 28	Village	Website Update
PPCC Cancelled	MICHELLE	MH	Done	Wed, Sep 28	Village	Social Media
PPCC Cancelled	MICHELLE	MH	Done	Wed, Sep 28	Village	Design
Ian Update	MICHELLE	MH	Done	Wed, Sep 28	Village	Design
Ian Update - News Item	MICHELLE	MH	Done	Wed, Sep 28	Village	Website Update
Ian Update - Hurricane Portal	MICHELLE	MH	Done	Wed, Sep 28	Village	Website Update
Ian Update	MICHELLE	MH	Done	Wed, Sep 28	Village	Social Media
Ian Update	MICHELLE	MH	Done	Wed, Sep 28	Village	Email Marketing

September 2022 Workflow Snapshot

9/26 - I am excited for the possibilities that this week holds

Item	Assigned To	Person	Status	Due Date	Department	Category
8 p.m. Ian Update	MICHELLE	MH	Done	Tue, Sep 27	Village	Design
8 p.m. Ian Update	MICHELLE	MH	Done	Tue, Sep 27	Village	Write Copy
8 p.m. Ian Update - news item	MICHELLE	MH	Done	Tue, Sep 27	Village	Website Update
8 p.m. Ian Update - web portal	MICHELLE	MH	Done	Tue, Sep 27	Village	Website Update
8 p.m. Ian Update	MICHELLE	MH	Done	Tue, Sep 27	Village	Email Marketing
8 p.m. Ian Update	MICHELLE	MH	Done	Tue, Sep 27	Village	Social Media
Tornado Watch	MICHELLE	MH	Done	Tue, Sep 27	Village	Social Media
Tornado Watch - news item	MICHELLE	MH	Done	Tue, Sep 27	Village	Website Update
Tornado Watch - web portal	MICHELLE	MH	Done	Tue, Sep 27	Village	Website Update
Tornado Watch	MICHELLE	MH	Done	Tue, Sep 27	Village	Email Marketing
Tornado Watch	MICHELLE	MH	Done	Tue, Sep 27	Village	TVC Traffic
staff meeting	MICHELLE	MH	Done	Tue, Sep 27	Village	Meeting
Granicus Update	MICHELLE	MH	Done	Thu, Sep 29	Village	Granicus Website Update
Ian weather Advisory	MICHELLE	MH	Done	Mon, Sep 26	Village	Social Media
Ian weather Advisory - news item	MICHELLE	MH	Done			
Ian weather Advisory - hurricane portal	MICHELLE	MH	Done			
Ian weather Advisory	MICHELLE	MH	Done			
King Tide repost	MICHELLE	MH	Done			
MDCPS Advisory repost	MICHELLE	MH	Done			
Ian Advisory	MICHELLE	MH	Done			
Ian Advisory	MICHELLE	MH	Done			
Ian Advisory - Hurricane portal	MICHELLE	MH	Done			
Ian Advisory - News Item	MICHELLE	MH	Done			
Shana Tova repost	MICHELLE	MH	Done	Sun, Sep 25	Village	Social Media
Ian repost	MICHELLE	MH	Done	Mon, Sep 26	Village	Social Media
Hurricane Closures	MICHELLE	MH	Done	Tue, Sep 27	Village	Social Media
Hurricane Closures	MICHELLE	MH	Done	Tue, Sep 27	Village	Design
Hurricane Closures	MICHELLE	MH	Done	Tue, Sep 27	Village	Write Copy
Hurricane Closures - hurricane portal	MICHELLE	MH	Done	Tue, Sep 27	Village	Website Update
Hurricane Closure - news item	MICHELLE	MH	Done	Tue, Sep 27	Village	Website Update
Hurricane Closures	MICHELLE	MH	Done			
Nights of Lights Eventbrite	ELIS					

1 Item selected

Video/Photo Communications P... Follow Up Digit
Email Marketing Edit Copy Write Copy Digit
Design Event Planning Branding Pres
TVC Traffic Media Outreach Video Editing
Website Update Social Ad Curate Music, Phot...
Social Media Research Emergency Comma

Duplicate Export Archive Delete Convert Move to Marketing Media

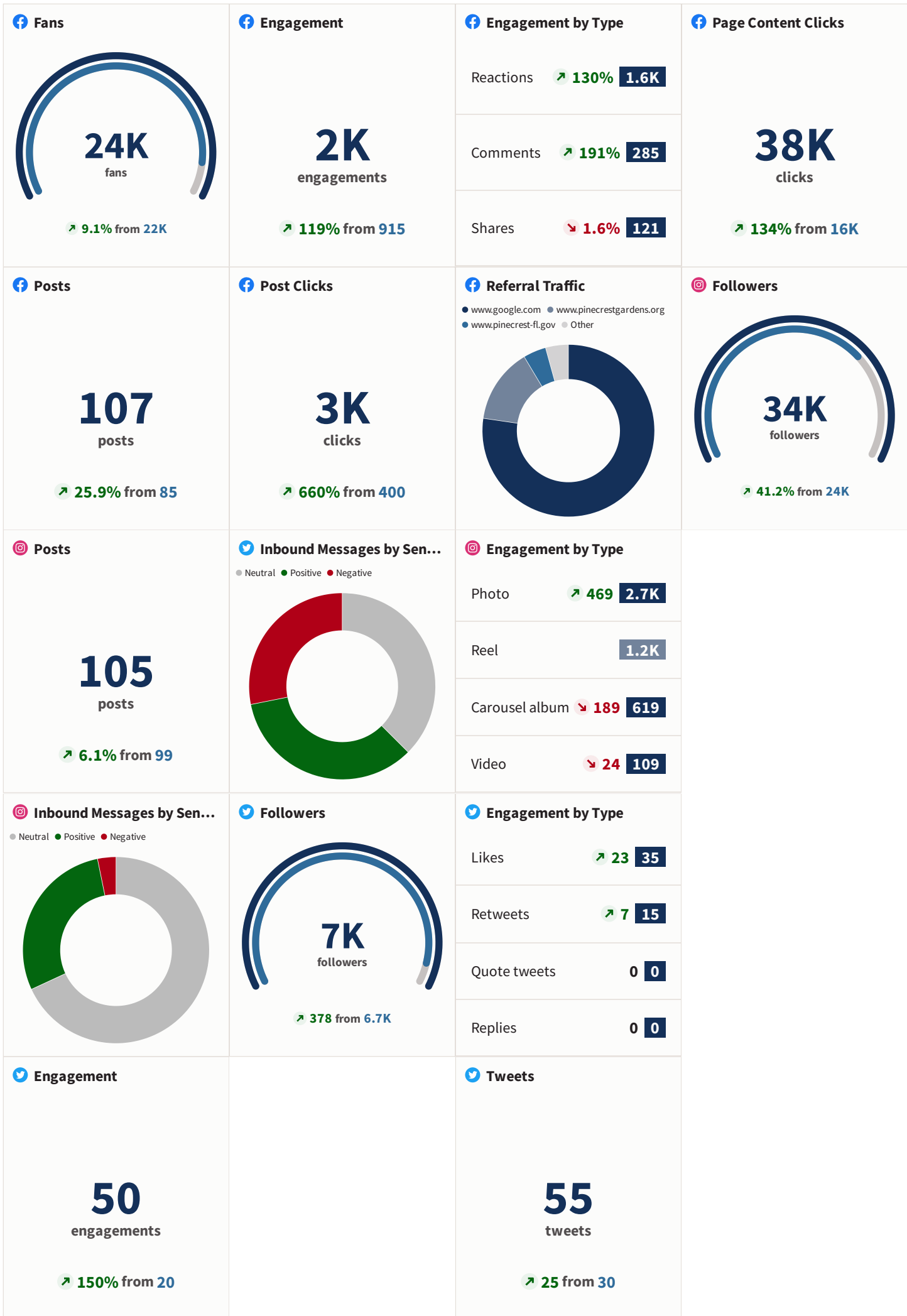
2022 September Email Communication Overview

53 ★★★★	 9/28 FPL Noon Update September 28, 2022 12:12 PM	996
52 ★★★★	 9/28 National Weather Service 7:40 a.m. Update September 28, 2022 08:25 AM	972
52 ★★★★	 9/27 9 p.m. Hurricane Ian Update September 27, 2022 08:54 PM	988
52 ★★★★	 9/27 Tornado Watch for South Florida until 5 p.m. September 27, 2022 10:56 AM	973
52 ★★★★	 9/27 7 a.m. National Weather Service Miami Advisory September 27, 2022 08:14 AM	987
53 ★★★★	 9/26 11 a.m. Advisory Hurricane Ian September 26, 2022 12:04 PM	995
53 ★★★★	 Are you prepared? September 24, 2022 04:30 AM	991
50 ★★★★	 Three Upcoming Village Council meetings in September September 20, 2022 11:33 AM	939
51 ★★★★	 Construction on Old Cutler Road September 20, 2022 08:44 AM	951
40 ★★★★	 2 Question Survey: Hurricane Readiness September 18, 2022 11:03 AM	1130
42 ★★★★	 Summary of September 13 Village Council Meeting September 16, 2022 10:05 PM	1161
53 ★★★★	 Save the Date 9/15 US 1 Plan Meeting September 13, 2022 04:00 PM	943
40 ★★★★	 Take the US 1 Plan Survey... September 16, 2022 12:47 PM	1133
53 ★★★★	 Advance for 9/13 Village Council Meeting September 12, 2022 07:58 AM	1003
44 ★★★★	 Criminals have no place in Pinecrest 🚓 🚓 🚓 September 12, 2022 05:00 AM	1188
41 ★★★★	 Police attends training with a focus on Jewish community September 09, 2022 06:00 AM	1125
40 ★★★★	9/1  Proposed Budget & Special Election September 04, 2022 07:00 PM	1124
51 ★★★★	 Just 3 Days left for the Gary Matzner Park Workshop September 04, 2022 08:00 PM	949












Mixed Overview










Comparison between **Sep 01 - Sep 30, 2022** and **Sep 01 - Sep 30, 2021**







Posts Table











DATE	MESSAGE	REACTIONS	COMMENTS	SHARES
Pinecrest Police... Sep 28, 11:13	 Last night, Sergeant Carlos Artola trapped the second Python in the Village. The 10' constrictor was no match for the sarge. Please don't try this on your own.	136	17	40
Pinecrest Police... Sep 12, 11:47	 September 12 is National Police Woman Day. The day acknowledges and celebrates the contribution of female police officers around the country. Roughly only 13% of the police officers in the United States are women. Here in Pinecrest our force is made up of over 20% women.	99	12	6
Village of Pinecrest Sep 28, 17:57	 We've heard about snakes and planes but snakes and hurricanes? Sarge you a valient and funny one. We are proud to have you on #Teampinecrest!	53	10	5
Village of Pinecrest Sep 09, 17:39	 See post to read about the latest police arrests, stats, and resources. 📰 To get similar information straight to your inbox, subscribe to the Village's official news source by visiting www.pinecrest-fl.gov/enews . 📱 Download the SaferWatch app at www.pinecrest-fl.gov/saferwatch . #pinecresting...	30	0	1
Village of Pinecrest Sep 01, 20:36	 Last Friday, August 26, 2022, the Village held a beautiful ceremony in honor of its former Village Clerk, Guido H. Inguanzo, Jr. In 1996, at the age of 29, Guido became the Village's first employee when he was appointed Village Clerk. He remained in that position for over 25 years, serving until his final days on...	30	3	2
Pinecrest Police... Sep 10, 23:06	 Today we participated in the 2022 Gold Ribbon Parade to raise awareness for childhood cancer. The parade of law enforcement vehicles kicked off at Nicklaus Children's Hospital, traveled to Holtz Children's Hospital/Alex's Place and then on to Joe DiMaggio Children's Hospital ending at the North...	25	2	3
Pinecrest Police... Sep 06, 16:45	 🇸🇮 The Village of Pinecrest joined the Secure Community Network (SCN), the official safety and security organization for the Jewish community in North America, and the Ministry of Diaspora Affairs of the State of Israel in an international initiative to address the threats facing the Jewish community. 🇮🇱...	24	2	1
Pinecrest Police... Sep 18, 23:35	 Today the Pinecrest Ballers hit the field with Vice Mayor Katie Abbott on the mound, taking on the Pinecrest Pythons Neighborhood Watch Group at Suniland Park. Ballers and Pythons engaged in two fun games of family kickball. Challengers are always welcome	23	3	7
Pinecrest Gardens	 🕒 The countdown for the best family-friendly event of the year is on! 🌳 Pinecrest Gardens will become haunted by four-legged ghouls 🐾 and their scary human companions as Paws4you Rescue	16	2	2

Tweets Table













DATE	MESSAGE	RET...	QUO...	LIKES	REPL...	IMPR...	ENG...	% ENG...
@PinecrestPolice Sep 24, 01:00	 Crime prevention doesn't have to be complicated. Take a minute and do the #9 PM routine. Together, we can continue to prevent vehicle and residential burglarie...	2	0	5	0	322	8	2.48%
@PinecrestPolice Sep 03, 00:01	 One person is killed about every 45 minutes in a drunk-driving crash, totaling more than 11,000 lives lost each year. Drivers are making riskier decisions when they'r...	1	0	5	0	311	11	3.54%
@PinecrestPolice Sep 02, 12:04	 Stay safe this Labor Day weekend! Wait for the walk signal and only cross at a crosswalk. 🚦 #BeSafeFlorida #AlertTodayFL https://twitter.com/PinecrestPolice/st...	0	0	5	0	245	5	2.04%
@PinecrestPolice Sep 16, 01:00	 It's that time. #9 PM routine! Remove valuables from your car; keys, money, credit cards, firearms, iPads, tablets, etc. Lock your car. Turn on your exterior light...	1	0	4	0	258	5	1.94%
@PinecrestPolice Sep 14, 01:00	 We ask residents to set a nightly reminder on their smartphones or other devices that will remind them to follow the #9PM routine. https://twitter.com/Pinecrest...	0	0	3	0	227	14	6.17%
@PinecrestPolice Sep 09, 12:03	 Whether you are driving 🚗, walking 🚶, or biking 🚲, follow these traffic laws. #BeSafeFlorida #AlertTodayFL https://twitter.com/PinecrestPolice/status/15682084...	0	0	3	0	275	8	2.91%
@PinecrestPolice Sep 28, 18:29	 ⚡ FPL reports that 97% of customers in Pinecrest have power. 3% of 7,250 homes are currently experiencing a power outage. 1,100 customers have had an outage ...	2	0	2	0	270	7	2.59%
@PinecrestPolice Sep 01, 01:00	 Thieves continue pulling on doors hoping they're unlocked. We will gladly continue to disappoint them. Hide your valuables. Lock your vehicle(s). Don't leave...	1	0	2	0	344	16	4.65%
@PinecrestPolice	 Remove your valuables 📱👛🔑 Remove your FOB/keys and LOCK YOUR CAR Turn on exterior lights	0	0	1	0	145	11	7.59%

Posts Table

DATE	MESSAGE	LIKES	COMMENTS
pinecrest_gardens Sep 09, 12:47	 🕒 The countdown for the best family-friendly event of the year is on! 🌳 Pinecrest Gardens will become haunted by four-legged ghouls 🐾 and their scary human companions as Paws4you Rescue @paws4you celebrates Howl-O-Ween. The event features tricks and treats 🍌, a costume contest 🐶, a Doggie Fun Zone Agility course, food 🍕, drinks, live...	311	4
pinecrest_gardens Sep 07, 13:29	 🧘🌙 Yoga & Gardens After Dark. 📍 Thursday, September 29 at 7 p.m. Join us for an evening of Vinyasa flow with @andrea_mihalik followed by social happy hour and stroll through The Gardens after dark. 🌳 About the Instructor: Observe and connect. Breathe and flow. Join Andrea's class and discover an intentional flow that allows energy to move...	238	14
pinecrestfl Sep 28, 18:02	 🐍 We've heard about snakes and 🛩 planes but snakes and hurricanes? Sarge you a valient and funny one. We are proud to have you on #Teampinecrest! Repost from @pinecrestpolice • Last night, Sergeant Carlos Artola trapped his second Python in the Village. The 10' constrictor was no match for the sarge. #pinecresting #hurricaneian	209	17
pinecrestpolice	 Last night, Sergeant Carlos Artola trapped his second Python in the Village. The 10' constrictor was no match for the sarge.	208	19

Sep 28, 10:55					
 pinecrest_gardens Sep 08, 12:52		Discovery Lab @discoverylabcamp presents 🚀 Lost in Space 🚀 Come and get lost in space as astronauts 🧑🚀 and aliens 👽 take over Pinecrest Gardens for a magical night surrounded by the entire Solar System and beyond. ✨ Learners of all ages will enjoy 3 hours full of exploration and discovery. From our unique Planetarium exhibitions to our interactive...	201	9	
 pinecrestpolice Sep 12, 11:47		September 12 is National Police Woman Day. The day acknowledges and celebrates the contribution of female police officers around the country. Roughly only 13% of the police officers in the United States are women. Here in Pinecrest our force is made up of over 20% women.	173	9	
 pinecrestfl Sep 09, 17:39		📄 See post to read about the latest police arrests, stats, and resources. 📄 To get similar information straight to your inbox, subscribe to the Village's official news source by visiting www.pinecrest-fl.gov/enews . 📄 Download the SaferWatch app at www.pinecrest-fl.gov/saferwatch . #pinecresting #pinecrestproud #pinecrestpolice #villageofpinecrest #pinecrest...	169	6	
 pinecrest_gardens Sep 30, 14:18		Come enjoy a fun day and support your local #herpreneurs at Her Bazaar produced by @herpreneurbyliz 📍 Saturday, October 1 from 11 a.m. to 5 p.m. This is a free family 👨👩👧👦 & pet friendly 🐕🐶 event. 🛍️ Shop from amazing local #femaleowned businesses from boutique fashions, to unique jewelry, home goods, dog treats & accessories, candles,...	106	19	
 pinecrestpolice		Today the Pinecrest Ballers hit the field with Vice Mayor Katie Abbot on the mound, taking on the Pinecrest Pythons Neighbor Watch Group at Suniland Park. Ballers and Pythons engaged in two fun games of family kickball. Challengers are...	87	6	

Sources

- | | | |
|---|---|--|
|  @pinecrestfl |  @PinecrestGarden |  @PinecrestParks |
|  @PinecrestPolice |  pinecrest_gardens |  pinecrestfl |
|  pinecrestparks |  pinecrestpolice |  Pinecrest Gardens |
|  Pinecrest Parks & Recreation |  Pinecrest Police Department |  Village of Pinecrest |



Yocelyn Galiano, ICMA-CM
Village Manager
manager@pinecrest-fl.gov

MEMORANDUM
Office of the Village Manager

DATE: October 3, 2022
TO: The Honorable Mayor and Members of the Village Council
FROM: Yocelyn Galiano, ICMA-CM, Village Manager
RE: September Budget Highlights

Below are noteworthy items for the months of August 2022 and September 2022:

- The Building permit revenue through August was \$3,773,423.44 an increase of \$1,242,363.04 or 49.1% from the previous year.
- Community Center revenue through August was \$1,248,641.40 an increase of \$312,922.95 or 33.4% from the previous year.
- Pinecrest Garden revenue through August was \$1,344,120.99 an increase of \$675,737.89 or 101.1% from the previous year. Grants received thus far in the fiscal year were \$114,198.50.
- The tree account has a balance of \$66,349.99 as of September 30, 2022.
- The red light camera revenue through September was \$958,305.12 and invoices through August is \$366,934.02.
- The Village received \$1,656,487.74 for Hurricane Irma claim with FEMA. The amount of \$53,676.45 has been obligated and is under review by the state for remittance
- We are happy to report that the Village has won the arbitration case with FEMA for the remaining debris clean up and we have been awarded \$1,509,716.82. A minor amount of \$13,458.19 for payroll requires further explanation, but is expected to be resolved and received as well.
- Due to the Covid 19 Pandemic, \$199,538.55 has been spent, \$35,134.67 has been reimbursed and \$87,403.30 is receivable. The remaining amount of \$77,000.58 is still under review.
- The Village received the second half of the American Rescue Plan Act, \$4,796,926, for a total of \$9,593,852.
- Village Council also donated \$75,647.62 from the Grants & Aide & Other Grants and Aide budget line as follows:



- o \$10,000 Economic Development Council of South Miami-Dade
- o \$5,000 Pinecrest City Music Project, Inc
- o \$10,000 Pinecrest Elementary School PTA
- o \$1,466.11 Citrus Foster Program
- o \$1,000 American Cancer Society
- o \$5,000 Special Olympics Florida
- o \$10,000 Howard Drive Elementary School
- o \$10,000 Palmetto Middle School
- o \$3,600 Panthers Touchdown Club Inc.
- o \$10,000 Miami Palmetto Senior High School
- o \$9,581.51 Palmetto Elementary School PTA



Budget by Organization Report

Through 09/30/22
 Prior Fiscal Year Activity Excluded
 Summary Listing

Organization	Adopted Budget	Budget Amendments	Amended Budget	Current Month Transactions	YTD Encumbrances	YTD Transactions	Budget - YTD Transactions	% Used/ Rec'd	Prior Year Total
Fund 001 - General Fund									
REVENUE									
Department 000 - .	27,931,110.00	.00	27,931,110.00	1,575,185.47	.00	30,862,555.69	(2,931,445.69)	110	28,584,359.36
REVENUE TOTALS	\$27,931,110.00	\$0.00	\$27,931,110.00	\$1,575,185.47	\$0.00	\$30,862,555.69	(\$2,931,445.69)	110%	\$28,584,359.36
EXPENSE									
Department 000 - .	2,850,170.00	712,983.00	3,563,153.00	1,562,145.65	.00	3,785,467.21	(222,314.21)	106	3,194,317.46
Department 511 - Village Council	146,375.00	.00	146,375.00	1,017.85	.00	134,103.41	12,271.59	92	179,607.56
Department 512 - Administrative	1,336,295.00	9,151.00	1,345,446.00	110,977.06	2,000.00	1,188,159.63	155,286.37	88	1,211,838.61
Department 513 - Finance Department	414,925.00	4,845.00	419,770.00	28,655.51	.00	394,109.53	25,660.47	94	375,143.96
Department 514 - Village Attorney	565,000.00	.00	565,000.00	92,832.38	.00	712,697.80	(147,697.80)	126	618,224.84
Department 519 - General Government	2,141,295.00	11,304.00	2,152,599.00	132,206.54	41,806.06	2,189,377.26	(78,584.32)	104	1,974,608.26
Department 521 - Police Department	10,784,655.00	149,401.00	10,934,056.00	902,450.84	193,961.84	10,144,439.22	595,654.94	95	9,884,693.28
Department 524 - Building, Planning & Zoning -BPZ	2,955,985.00	38,093.00	2,994,078.00	234,882.98	103,380.97	2,920,433.80	(29,736.77)	101	2,615,778.88
Department 525 - Emergency and Disaster Relief	.00	.00	.00	.00	.00	7,009.52	(7,009.52)	+++	416,391.71
Department 539 - Public Works	768,855.00	13,995.00	782,850.00	(11,238.98)	.00	714,274.45	68,575.55	91	703,556.59
Department 572 - Parks and Recreation	3,080,120.00	144,378.00	3,224,498.00	235,185.18	32,250.40	3,261,350.83	(69,103.23)	102	2,834,727.69
Department 575 - Pinecrest Gardens	2,800,575.00	68,719.00	2,869,294.00	228,111.73	54,250.00	3,087,268.43	(272,224.43)	109	2,502,860.83
EXPENSE TOTALS	\$27,844,250.00	\$1,152,869.00	\$28,997,119.00	\$3,517,226.74	\$427,649.27	\$28,538,691.09	\$30,778.64	100%	\$26,511,749.67
Fund 001 - General Fund Totals									
REVENUE TOTALS	27,931,110.00	.00	27,931,110.00	1,575,185.47	.00	30,862,555.69	(2,931,445.69)	110%	28,584,359.36
EXPENSE TOTALS	27,844,250.00	1,152,869.00	28,997,119.00	3,517,226.74	427,649.27	28,538,691.09	30,778.64	100%	26,511,749.67
Fund 001 - General Fund Totals	\$86,860.00	(\$1,152,869.00)	(\$1,066,009.00)	(\$1,942,041.27)	(\$427,649.27)	\$2,323,864.60	(\$2,962,224.33)		\$2,072,609.69



Budget by Organization Report

Through 09/30/22
 Prior Fiscal Year Activity Excluded
 Summary Listing

Organization	Adopted Budget	Budget Amendments	Amended Budget	Current Month Transactions	YTD Encumbrances	YTD Transactions	Budget - YTD Transactions	% Used/ Rec'd	Prior Year Total
Fund 101 - Stormwater Utility Fund									
REVENUE									
Department 000 - .	2,309,000.00	.00	2,309,000.00	.00	.00	1,587,580.01	721,419.99	69	1,244,168.71
REVENUE TOTALS	\$2,309,000.00	\$0.00	\$2,309,000.00	\$0.00	\$0.00	\$1,587,580.01	\$721,419.99	69%	\$1,244,168.71
EXPENSE									
Department 538 - Stormwater	3,586,975.00	.00	3,586,975.00	137,221.60	44,428.54	688,631.47	2,853,914.99	20	838,806.33
EXPENSE TOTALS	\$3,586,975.00	\$0.00	\$3,586,975.00	\$137,221.60	\$44,428.54	\$688,631.47	\$2,853,914.99	20%	\$838,806.33
Fund 101 - Stormwater Utility Fund Totals									
REVENUE TOTALS	2,309,000.00	.00	2,309,000.00	.00	.00	1,587,580.01	721,419.99	69%	1,244,168.71
EXPENSE TOTALS	3,586,975.00	.00	3,586,975.00	137,221.60	44,428.54	688,631.47	2,853,914.99	20%	838,806.33
Fund 101 - Stormwater Utility Fund Totals	(\$1,277,975.00)	\$0.00	(\$1,277,975.00)	(\$137,221.60)	(\$44,428.54)	\$898,948.54	(\$2,132,495.00)		\$405,362.38



Budget by Organization Report

Through 09/30/22
 Prior Fiscal Year Activity Excluded
 Summary Listing

Organization	Adopted Budget	Budget Amendments	Amended Budget	Current Month Transactions	YTD Encumbrances	YTD Transactions	Budget - YTD Transactions	% Used/ Rec'd	Prior Year Total
Fund 102 - Transportation Fund									
REVENUE									
Department 000 - .	451,325.00	.00	451,325.00	38,000.84	.00	421,774.05	29,550.95	93	454,433.09
REVENUE TOTALS	\$451,325.00	\$0.00	\$451,325.00	\$38,000.84	\$0.00	\$421,774.05	\$29,550.95	93%	\$454,433.09
EXPENSE									
Department 000 - .	.00	.00	.00	.00	.00	.00	.00	+++	48,880.00
Department 541 - Transportation	446,495.00	.00	446,495.00	100,223.29	.00	425,441.63	21,053.37	95	707,298.68
EXPENSE TOTALS	\$446,495.00	\$0.00	\$446,495.00	\$100,223.29	\$0.00	\$425,441.63	\$21,053.37	95%	\$756,178.68
Fund 102 - Transportation Fund Totals									
REVENUE TOTALS	451,325.00	.00	451,325.00	38,000.84	.00	421,774.05	29,550.95	93%	454,433.09
EXPENSE TOTALS	446,495.00	.00	446,495.00	100,223.29	.00	425,441.63	21,053.37	95%	756,178.68
Fund 102 - Transportation Fund Totals	\$4,830.00	\$0.00	\$4,830.00	(\$62,222.45)	\$0.00	(\$3,667.58)	\$8,497.58		(\$301,745.59)



Budget by Organization Report

Through 09/30/22
 Prior Fiscal Year Activity Excluded
 Summary Listing

Organization	Adopted Budget	Budget Amendments	Amended Budget	Current Month Transactions	YTD Encumbrances	YTD Transactions	Budget - YTD Transactions	% Used/ Rec'd	Prior Year Total
Fund 103 - Police Education Fund									
REVENUE									
Department 000 - .	5,020.00	.00	5,020.00	244.20	.00	6,282.80	(1,262.80)	125	3,978.47
REVENUE TOTALS	\$5,020.00	\$0.00	\$5,020.00	\$244.20	\$0.00	\$6,282.80	(\$1,262.80)	125%	\$3,978.47
EXPENSE									
Department 521 - Police Department	21,660.00	.00	21,660.00	.00	.00	1,854.00	19,806.00	9	6,564.50
EXPENSE TOTALS	\$21,660.00	\$0.00	\$21,660.00	\$0.00	\$0.00	\$1,854.00	\$19,806.00	9%	\$6,564.50
Fund 103 - Police Education Fund Totals									
REVENUE TOTALS	5,020.00	.00	5,020.00	244.20	.00	6,282.80	(1,262.80)	125%	3,978.47
EXPENSE TOTALS	21,660.00	.00	21,660.00	.00	.00	1,854.00	19,806.00	9%	6,564.50
Fund 103 - Police Education Fund Totals	(\$16,640.00)	\$0.00	(\$16,640.00)	\$244.20	\$0.00	\$4,428.80	(\$21,068.80)		(\$2,586.03)



Budget by Organization Report

Through 09/30/22
 Prior Fiscal Year Activity Excluded
 Summary Listing

Organization	Adopted Budget	Budget Amendments	Amended Budget	Current Month Transactions	YTD Encumbrances	YTD Transactions	Budget - YTD Transactions	% Used/ Rec'd	Prior Year Total
Fund 104 - Police Forfeiture Fund									
REVENUE									
Department 000 - .	20,000.00	.00	20,000.00	.00	.00	30.94	19,969.06	0	15,271.25
REVENUE TOTALS	\$20,000.00	\$0.00	\$20,000.00	\$0.00	\$0.00	\$30.94	\$19,969.06	0%	\$15,271.25
EXPENSE									
Department 521 - Police Department	30,000.00	.00	30,000.00	250.29	5,099.71	5,600.29	19,300.00	36	30,708.85
EXPENSE TOTALS	\$30,000.00	\$0.00	\$30,000.00	\$250.29	\$5,099.71	\$5,600.29	\$19,300.00	36%	\$30,708.85
Fund 104 - Police Forfeiture Fund Totals									
REVENUE TOTALS	20,000.00	.00	20,000.00	.00	.00	30.94	19,969.06	0%	15,271.25
EXPENSE TOTALS	30,000.00	.00	30,000.00	250.29	5,099.71	5,600.29	19,300.00	36%	30,708.85
Fund 104 - Police Forfeiture Fund Totals	(\$10,000.00)	\$0.00	(\$10,000.00)	(\$250.29)	(\$5,099.71)	(\$5,569.35)	\$669.06		(\$15,437.60)



Budget by Organization Report

Through 09/30/22
 Prior Fiscal Year Activity Excluded
 Summary Listing

Organization	Adopted Budget	Budget Amendments	Amended Budget	Current Month Transactions	YTD Encumbrances	YTD Transactions	Budget - YTD Transactions	% Used/ Rec'd	Prior Year Total
Fund 105 - Hardwire, 911 Fund									
REVENUE									
Department 000 - .	65,500.00	.00	65,500.00	1,203.02	.00	69,730.61	(4,230.61)	106	80,065.62
REVENUE TOTALS	\$65,500.00	\$0.00	\$65,500.00	\$1,203.02	\$0.00	\$69,730.61	(\$4,230.61)	106%	\$80,065.62
EXPENSE									
Department 521 - Police Department	65,490.00	.00	65,490.00	110.36	.00	63,630.92	1,859.08	97	76,044.97
EXPENSE TOTALS	\$65,490.00	\$0.00	\$65,490.00	\$110.36	\$0.00	\$63,630.92	\$1,859.08	97%	\$76,044.97
Fund 105 - Hardwire, 911 Fund Totals									
REVENUE TOTALS	65,500.00	.00	65,500.00	1,203.02	.00	69,730.61	(4,230.61)	106%	80,065.62
EXPENSE TOTALS	65,490.00	.00	65,490.00	110.36	.00	63,630.92	1,859.08	97%	76,044.97
Fund 105 - Hardwire, 911 Fund Totals	\$10.00	\$0.00	\$10.00	\$1,092.66	\$0.00	\$6,099.69	(\$6,089.69)		\$4,020.65



Budget by Organization Report

Through 09/30/22
 Prior Fiscal Year Activity Excluded
 Summary Listing

Organization	Adopted Budget	Budget Amendments	Amended Budget	Current Month Transactions	YTD Encumbrances	YTD Transactions	Budget - YTD Transactions	% Used/ Rec'd	Prior Year Total
Fund 106 - Wireless, 911 Fund									
REVENUE									
Department 000 - .	63,000.00	.00	63,000.00	4,356.63	.00	83,093.61	(20,093.61)	132	51,225.40
REVENUE TOTALS	\$63,000.00	\$0.00	\$63,000.00	\$4,356.63	\$0.00	\$83,093.61	(\$20,093.61)	132%	\$51,225.40
EXPENSE									
Department 521 - Police Department	63,020.00	.00	63,020.00	106.43	.00	61,556.39	1,463.61	98	62,062.90
EXPENSE TOTALS	\$63,020.00	\$0.00	\$63,020.00	\$106.43	\$0.00	\$61,556.39	\$1,463.61	98%	\$62,062.90
Fund 106 - Wireless, 911 Fund Totals									
REVENUE TOTALS	63,000.00	.00	63,000.00	4,356.63	.00	83,093.61	(20,093.61)	132%	51,225.40
EXPENSE TOTALS	63,020.00	.00	63,020.00	106.43	.00	61,556.39	1,463.61	98%	62,062.90
Fund 106 - Wireless, 911 Fund Totals	(\$20.00)	\$0.00	(\$20.00)	\$4,250.20	\$0.00	\$21,537.22	(\$21,557.22)		(\$10,837.50)



Budget by Organization Report

Through 09/30/22
 Prior Fiscal Year Activity Excluded
 Summary Listing

Organization	Adopted Budget	Budget Amendments	Amended Budget	Current Month Transactions	YTD Encumbrances	YTD Transactions	Budget - YTD Transactions	% Used/ Rec'd	Prior Year Total
Fund 107 - CITT Public Transit Fund									
REVENUE									
Department 000 - .	862,890.00	.00	862,890.00	196,521.57	.00	1,150,846.55	(287,956.55)	133	823,791.71
REVENUE TOTALS	\$862,890.00	\$0.00	\$862,890.00	\$196,521.57	\$0.00	\$1,150,846.55	(\$287,956.55)	133%	\$823,791.71
EXPENSE									
Department 541 - Transportation	1,290,250.00	.00	1,290,250.00	80,618.63	48,110.26	652,944.17	589,195.57	54	422,596.54
EXPENSE TOTALS	\$1,290,250.00	\$0.00	\$1,290,250.00	\$80,618.63	\$48,110.26	\$652,944.17	\$589,195.57	54%	\$422,596.54
Fund 107 - CITT Public Transit Fund Totals									
REVENUE TOTALS	862,890.00	.00	862,890.00	196,521.57	.00	1,150,846.55	(287,956.55)	133%	823,791.71
EXPENSE TOTALS	1,290,250.00	.00	1,290,250.00	80,618.63	48,110.26	652,944.17	589,195.57	54%	422,596.54
Fund 107 - CITT Public Transit Fund Totals	(\$427,360.00)	\$0.00	(\$427,360.00)	\$115,902.94	(\$48,110.26)	\$497,902.38	(\$877,152.12)		\$401,195.17



Budget by Organization Report

Through 09/30/22
 Prior Fiscal Year Activity Excluded
 Summary Listing

Organization	Adopted Budget	Budget Amendments	Amended Budget	Current Month Transactions	YTD Encumbrances	YTD Transactions	Budget - YTD Transactions	% Used/ Rec'd	Prior Year Total
Fund 108 - Prepaid Phone 911 Fund									
REVENUE									
Department 000 - .	16,505.00	.00	16,505.00	1,222.21	.00	21,976.55	(5,471.55)	133	10,943.32
REVENUE TOTALS	\$16,505.00	\$0.00	\$16,505.00	\$1,222.21	\$0.00	\$21,976.55	(\$5,471.55)	133%	\$10,943.32
EXPENSE									
Department 521 - Police Department	16,765.00	.00	16,765.00	28.21	.00	16,294.06	470.94	97	18,299.54
EXPENSE TOTALS	\$16,765.00	\$0.00	\$16,765.00	\$28.21	\$0.00	\$16,294.06	\$470.94	97%	\$18,299.54
Fund 108 - Prepaid Phone 911 Fund Totals									
REVENUE TOTALS	16,505.00	.00	16,505.00	1,222.21	.00	21,976.55	(5,471.55)	133%	10,943.32
EXPENSE TOTALS	16,765.00	.00	16,765.00	28.21	.00	16,294.06	470.94	97%	18,299.54
Fund 108 - Prepaid Phone 911 Fund Totals	(\$260.00)	\$0.00	(\$260.00)	\$1,194.00	\$0.00	\$5,682.49	(\$5,942.49)		(\$7,356.22)



Budget by Organization Report

Through 09/30/22
 Prior Fiscal Year Activity Excluded
 Summary Listing

Organization	Adopted Budget	Budget Amendments	Amended Budget	Current Month Transactions	YTD Encumbrances	YTD Transactions	Budget - YTD Transactions	% Used/ Rec'd	Prior Year Total
Fund 109 - Police Impact Fee Fund									
REVENUE									
Department 000 - .	10,000.00	.00	10,000.00	2,577.00	.00	26,636.75	(16,636.75)	266	7,916.66
REVENUE TOTALS	\$10,000.00	\$0.00	\$10,000.00	\$2,577.00	\$0.00	\$26,636.75	(\$16,636.75)	266%	\$7,916.66
EXPENSE									
Department 521 - Police Department	10,000.00	.00	10,000.00	.00	.00	16,619.95	(6,619.95)	166	.00
EXPENSE TOTALS	\$10,000.00	\$0.00	\$10,000.00	\$0.00	\$0.00	\$16,619.95	(\$6,619.95)	166%	\$0.00
Fund 109 - Police Impact Fee Fund Totals									
REVENUE TOTALS	10,000.00	.00	10,000.00	2,577.00	.00	26,636.75	(16,636.75)	266%	7,916.66
EXPENSE TOTALS	10,000.00	.00	10,000.00	.00	.00	16,619.95	(6,619.95)	166%	.00
Fund 109 - Police Impact Fee Fund Totals	\$0.00	\$0.00	\$0.00	\$2,577.00	\$0.00	\$10,016.80	(\$10,016.80)		\$7,916.66



Budget by Organization Report

Through 09/30/22
 Prior Fiscal Year Activity Excluded
 Summary Listing

Organization	Adopted Budget	Budget Amendments	Amended Budget	Current Month Transactions	YTD Encumbrances	YTD Transactions	Budget - YTD Transactions	% Used/ Rec'd	Prior Year Total
Fund 110 - Parks Impact Fee Fund									
REVENUE									
Department 000 - .	25,000.00	.00	25,000.00	12,813.75	.00	141,134.20	(116,134.20)	565	36,190.35
REVENUE TOTALS	\$25,000.00	\$0.00	\$25,000.00	\$12,813.75	\$0.00	\$141,134.20	(\$116,134.20)	565%	\$36,190.35
EXPENSE									
Department 572 - Parks and Recreation	25,000.00	.00	25,000.00	.00	.00	.00	25,000.00	0	.00
Department 575 - Pinecrest Gardens	.00	.00	.00	.00	.00	.00	.00	+++	.00
EXPENSE TOTALS	\$25,000.00	\$0.00	\$25,000.00	\$0.00	\$0.00	\$0.00	\$25,000.00	0%	\$0.00
Fund 110 - Parks Impact Fee Fund Totals									
REVENUE TOTALS	25,000.00	.00	25,000.00	12,813.75	.00	141,134.20	(116,134.20)	565%	36,190.35
EXPENSE TOTALS	25,000.00	.00	25,000.00	.00	.00	.00	25,000.00	0%	.00
Fund 110 - Parks Impact Fee Fund Totals	\$0.00	\$0.00	\$0.00	\$12,813.75	\$0.00	\$141,134.20	(\$141,134.20)		\$36,190.35



Budget by Organization Report

Through 09/30/22
 Prior Fiscal Year Activity Excluded
 Summary Listing

Organization	Adopted Budget	Budget Amendments	Amended Budget	Current Month Transactions	YTD Encumbrances	YTD Transactions	Budget - YTD Transactions	% Used/ Rec'd	Prior Year Total
Fund 111 - Municipal Services Impact Fee									
REVENUE									
Department 000 - .	28,000.00	.00	28,000.00	5,953.43	.00	67,416.86	(39,416.86)	241	43,660.75
REVENUE TOTALS	\$28,000.00	\$0.00	\$28,000.00	\$5,953.43	\$0.00	\$67,416.86	(\$39,416.86)	241%	\$43,660.75
EXPENSE									
Department 519 - General Government	28,000.00	.00	28,000.00	3,929.26	.00	12,449.40	15,550.60	44	42,902.29
EXPENSE TOTALS	\$28,000.00	\$0.00	\$28,000.00	\$3,929.26	\$0.00	\$12,449.40	\$15,550.60	44%	\$42,902.29
Fund 111 - Municipal Services Impact Fee Totals									
REVENUE TOTALS	28,000.00	.00	28,000.00	5,953.43	.00	67,416.86	(39,416.86)	241%	43,660.75
EXPENSE TOTALS	28,000.00	.00	28,000.00	3,929.26	.00	12,449.40	15,550.60	44%	42,902.29
Fund 111 - Municipal Services Impact Fee Totals	\$0.00	\$0.00	\$0.00	\$2,024.17	\$0.00	\$54,967.46	(\$54,967.46)		\$758.46



Budget by Organization Report

Through 09/30/22
 Prior Fiscal Year Activity Excluded
 Summary Listing

Organization	Adopted Budget	Budget Amendments	Amended Budget	Current Month Transactions	YTD Encumbrances	YTD Transactions	Budget - YTD Transactions	% Used/ Rec'd	Prior Year Total
Fund 112 - Stormwater Impact Fee Fund									
REVENUE									
Department 000 - .	45,000.00	.00	45,000.00	22,106.02	.00	164,965.72	(119,965.72)	367	75,656.38
REVENUE TOTALS	\$45,000.00	\$0.00	\$45,000.00	\$22,106.02	\$0.00	\$164,965.72	(\$119,965.72)	367%	\$75,656.38
EXPENSE									
Department 538 - Stormwater	45,000.00	.00	45,000.00	.00	.00	.00	45,000.00	0	400.00
EXPENSE TOTALS	\$45,000.00	\$0.00	\$45,000.00	\$0.00	\$0.00	\$0.00	\$45,000.00	0%	\$400.00
Fund 112 - Stormwater Impact Fee Fund Totals									
REVENUE TOTALS	45,000.00	.00	45,000.00	22,106.02	.00	164,965.72	(119,965.72)	367%	75,656.38
EXPENSE TOTALS	45,000.00	.00	45,000.00	.00	.00	.00	45,000.00	0%	400.00
Fund 112 - Stormwater Impact Fee Fund Totals	\$0.00	\$0.00	\$0.00	\$22,106.02	\$0.00	\$164,965.72	(\$164,965.72)		\$75,256.38



Budget by Organization Report

Through 09/30/22
 Prior Fiscal Year Activity Excluded
 Summary Listing

Organization	Adopted Budget	Budget Amendments	Amended Budget	Current Month Transactions	YTD Encumbrances	YTD Transactions	Budget - YTD Transactions	% Used/ Rec'd	Prior Year Total
Fund 201 - Debt Service Fund									
REVENUE									
Department 000 - .	2,196,320.00	.00	2,196,320.00	1,562,145.65	.00	2,418,634.21	(222,314.21)	110	3,057,240.46
REVENUE TOTALS	\$2,196,320.00	\$0.00	\$2,196,320.00	\$1,562,145.65	\$0.00	\$2,418,634.21	(\$222,314.21)	110%	\$3,057,240.46
EXPENSE									
Department 000 - .	2,196,320.00	222,315.00	2,418,635.00	1,562,145.65	.00	2,418,634.21	.79	100	3,335,606.27
EXPENSE TOTALS	\$2,196,320.00	\$222,315.00	\$2,418,635.00	\$1,562,145.65	\$0.00	\$2,418,634.21	\$0.79	100%	\$3,335,606.27
Fund 201 - Debt Service Fund Totals									
REVENUE TOTALS	2,196,320.00	.00	2,196,320.00	1,562,145.65	.00	2,418,634.21	(222,314.21)	110%	3,057,240.46
EXPENSE TOTALS	2,196,320.00	222,315.00	2,418,635.00	1,562,145.65	.00	2,418,634.21	.79	100%	3,335,606.27
Fund 201 - Debt Service Fund Totals	\$0.00	(\$222,315.00)	(\$222,315.00)	\$0.00	\$0.00	\$0.00	(\$222,315.00)		(\$278,365.81)



Budget by Organization Report

Through 09/30/22
 Prior Fiscal Year Activity Excluded
 Summary Listing

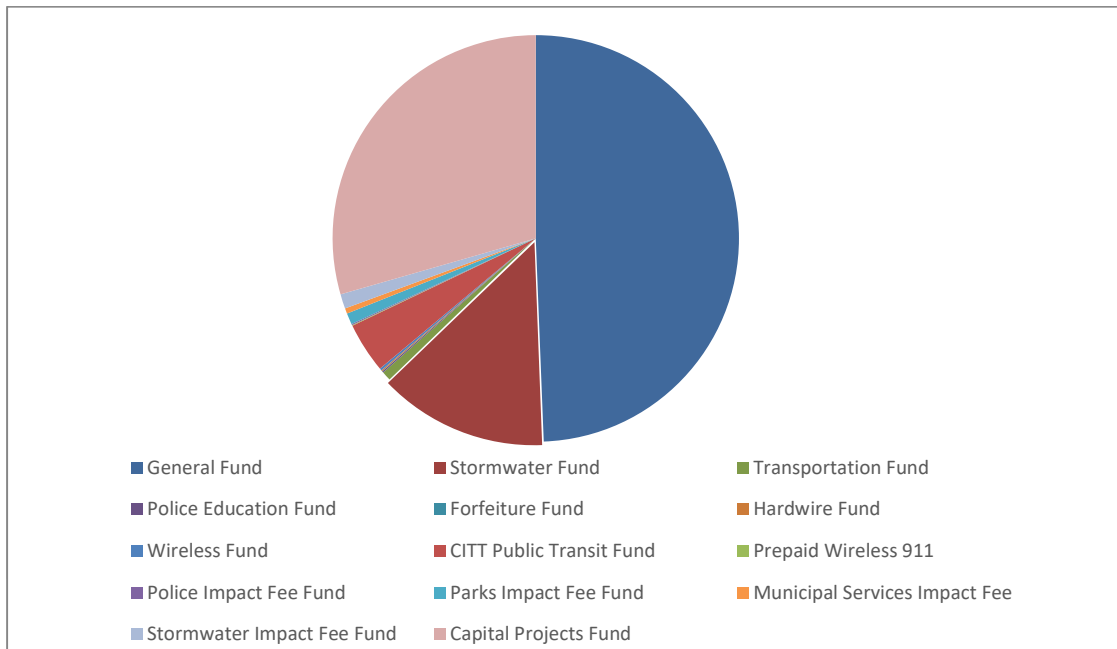
Organization	Adopted Budget	Budget Amendments	Amended Budget	Current Month Transactions	YTD Encumbrances	YTD Transactions	Budget - YTD Transactions	% Used/ Rec'd	Prior Year Total
Fund 301 - Capital Projects Fund									
REVENUE									
Department 000 - .	10,021,323.00	.00	10,021,323.00	3,155.32	.00	10,926,006.06	(904,683.06)	109	13,881,931.73
REVENUE TOTALS	\$10,021,323.00	\$0.00	\$10,021,323.00	\$3,155.32	\$0.00	\$10,926,006.06	(\$904,683.06)	109%	\$13,881,931.73
EXPENSE									
Department 000 - .	.00	.00	.00	.00	.00	38,525.00	(38,525.00)	+++	86,971.98
Department 511 - Village Council	.00	.00	.00	.00	.00	.00	.00	+++	39,502.52
Department 519 - General Government	10,219,737.00	27,275.00	10,247,012.00	145,576.53	6,998,549.13	3,924,911.67	(676,448.80)	107	3,866,764.12
Department 521 - Police Department	.00	330,963.00	330,963.00	.00	345,400.30	.00	(14,437.30)	104	.00
Department 524 - Building, Planning & Zoning -BPZ	.00	25,517.00	25,517.00	.00	.00	25,517.00	.00	100	.00
Department 539 - Public Works	60,000.00	421,227.00	481,227.00	37,391.00	173,123.04	267,813.23	40,290.73	92	.00
Department 572 - Parks and Recreation	373,750.00	3,565,175.00	3,938,925.00	81,432.00	592,115.25	1,193,078.99	2,153,730.76	45	852,661.07
Department 575 - Pinecrest Gardens	214,760.00	3,263,075.00	3,477,835.00	227,700.43	344,112.57	3,704,299.07	(570,576.64)	116	5,348,258.77
EXPENSE TOTALS	\$10,868,247.00	\$7,633,232.00	\$18,501,479.00	\$492,099.96	\$8,453,300.29	\$9,154,144.96	\$894,033.75	95%	\$10,194,158.46
Fund 301 - Capital Projects Fund Totals									
REVENUE TOTALS	10,021,323.00	.00	10,021,323.00	3,155.32	.00	10,926,006.06	(904,683.06)	109%	13,881,931.73
EXPENSE TOTALS	10,868,247.00	7,633,232.00	18,501,479.00	492,099.96	8,453,300.29	9,154,144.96	894,033.75	95%	10,194,158.46
Fund 301 - Capital Projects Fund Totals	(\$846,924.00)	(\$7,633,232.00)	(\$8,480,156.00)	(\$488,944.64)	(\$8,453,300.29)	\$1,771,861.10	(\$1,798,716.81)		\$3,687,773.27
Grand Totals									
REVENUE TOTALS	44,049,993.00	.00	44,049,993.00	3,425,485.11	.00	47,948,664.61	(3,898,671.61)	109%	48,370,833.26
EXPENSE TOTALS	46,537,472.00	9,008,416.00	55,545,888.00	5,893,960.42	8,978,588.07	42,056,492.54	4,510,807.39	92%	42,296,079.00
Grand Totals	(\$2,487,479.00)	(\$9,008,416.00)	(\$11,495,895.00)	(\$2,468,475.31)	(\$8,978,588.07)	\$5,892,172.07	(\$8,409,479.00)		\$6,074,754.26

INVESTMENT RETURNS

SOURCE	21-Oct	21-Nov	21-Dec	22-Jan	22-Feb	22-Mar	22-Apr	22-May	22-Jun	22-Jul	22-Aug	22-Sep	Investment***
STATE POOL	0.10%	0.11%	0.13%	0.13%	0.15%	0.40%	0.45%	0.92%	1.56%	1.89%	2.43%	3.07%	VILLAGE
T-BILLS													
6 Months	0.07%	0.09%	0.19%	0.43%	0.65%	1.02%	1.35%	1.48%	2.44%	2.90%	3.25%	3.82%	NA
3 Months	0.05%	0.05%	0.05%	0.20%	0.32%	0.51%	0.81%	1.05%	1.66%	2.42%	2.87%	3.22%	NA
National Rates													
One Year	0.75%	0.14%	0.14%	0.14%	0.19%	0.19%	0.22%	0.24%	0.33%	0.52%	0.65%	0.76%	NA
PRIME RATE	3.25%	3.25%	3.25%	3.25%	3.25%	3.50%	3.50%	4.00%	4.75%	5.50%	5.50%	6.25%	NA
CONSUMER PRICE IN	276.6	277.9	278.8	281.1	283.7	287.5	289.1	292.3	296.3	296.3	296.2		NA
Plus/Minus Year Ago	6.2%	6.8%	7.0%	7.5%	7.9%	8.5%	8.3%	8.6%	9.1%	8.5%	8.3%		NA
MORTGAGE/SECURITIES *													
30 Years -													
Fannie Mae (FNMA)	2.64%	2.50%	2.63%	3.09%	3.58%	4.43%	4.66%	4.65%	5.30%	4.75%	5.18%	6.41%	NA
NAPM ** / ISM	60.8	61.1	58.7	57.6	58.6	57.1	55.4	56.1	53.0	52.8			NA
* Mortgage/Securities Return Principal and Interest on a Monthly Basis													
** Institute for Supply Management, a reading of under 50 denotes contraction and a reading of above 50 denotes expansion in the manufacturing sector of the economy.													
*** Only the investments with the notation "Village" are currently in place, the others are presented for comparison purposes.													

**Cash Summary
FY 2022
September 30, 2022**

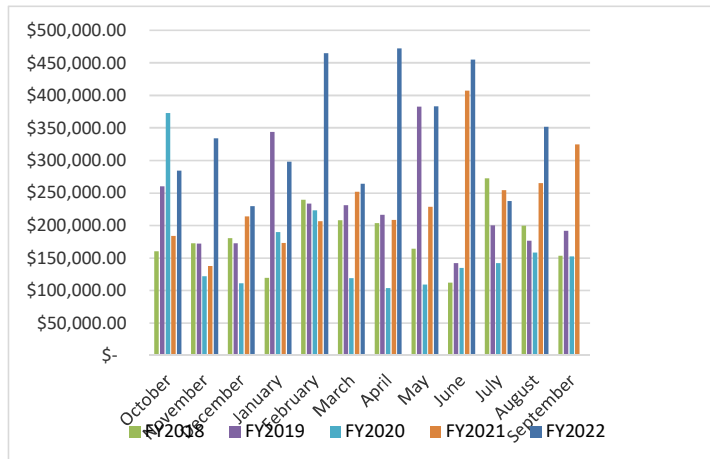
Fund #	Description of Fund	Total	City National	State Investment Pool
001	General Fund	\$ 11,430,083	\$ 963,255	\$ 10,466,827
101	Stormwater Fund	\$ 3,104,027	\$ 2,600,200	\$ 503,827
102	Transportation Fund	\$ 172,678	\$ 172,678	\$ -
103	Police Education Fund	\$ 21,754	\$ 21,754	
104	Forfeiture Fund	\$ 4,937	\$ 4,937	
105	Hardwire Fund	\$ 20,965	\$ 20,965	
106	Wireless Fund	\$ 38,752	\$ 38,752	
107	CITT Public Transit Fund	\$ 931,807	\$ 931,807	
108	Prepaid Wireless 911	\$ 9,942	\$ 9,942	
109	Police Impact Fee Fund	\$ 20,608	\$ 20,608	
110	Parks Impact Fee Fund	\$ 208,186	\$ 208,186	
111	Municipal Services Impact Fee	\$ 97,892	\$ 97,892	
112	Stormwater Impact Fee Fund	\$ 267,380	\$ 267,380	
301	Capital Projects Fund	\$ 6,815,626	\$ 6,365,752	\$ 449,875
Totals		\$ 23,144,637	\$ 11,724,108	\$ 11,420,529



**Building Permit Revenues
FY 2018-Present**

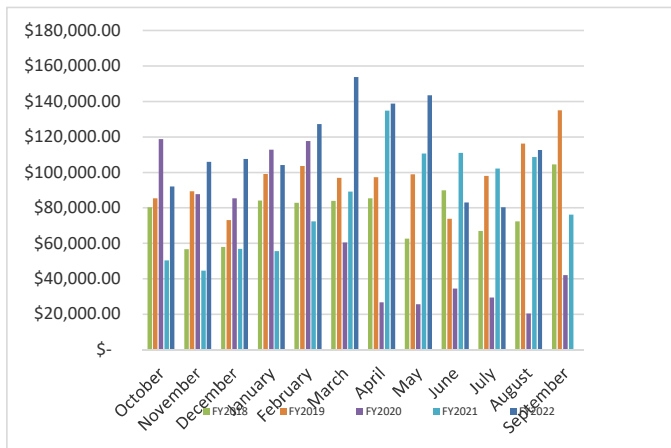
322.000

	FY2018	FY2019	FY2020	FY2021	FY2022
October	\$ 160,079.56	\$ 260,228.01	\$ 372,905.11	\$ 183,745.84	\$ 284,196.07
November	\$ 172,478.85	\$ 171,992.67	\$ 121,838.69	\$ 137,541.94	\$ 333,988.54
December	\$ 180,327.18	\$ 172,631.89	\$ 111,233.71	\$ 214,051.63	\$ 229,621.59
January	\$ 119,181.73	\$ 343,754.99	\$ 189,876.84	\$ 173,247.94	\$ 297,805.14
February	\$ 239,307.30	\$ 233,351.51	\$ 223,076.90	\$ 206,303.66	\$ 464,680.57
March	\$ 207,766.13	\$ 231,184.60	\$ 118,754.22	\$ 251,999.44	\$ 263,899.70
April	\$ 203,728.53	\$ 216,360.49	\$ 103,684.34	\$ 208,688.52	\$ 472,184.53
May	\$ 164,379.19	\$ 382,465.57	\$ 108,891.20	\$ 228,701.59	\$ 383,297.87
June	\$ 112,092.97	\$ 142,230.75	\$ 134,816.40	\$ 407,437.73	\$ 454,839.34
July	\$ 272,520.36	\$ 200,337.50	\$ 141,905.11	\$ 254,125.18	\$ 237,354.79
August	\$ 199,734.32	\$ 176,293.69	\$ 158,188.50	\$ 265,216.93	\$ 351,555.30
September	\$ 153,467.59	\$ 191,970.02	\$ 152,367.77	\$ 324,573.94	
Totals	\$ 2,185,063.71	\$ 2,722,801.69	\$ 1,937,538.79	\$ 2,855,634.34	\$ 3,773,423.44



347.100

	FY2018	FY2019	FY2020	FY2021	FY2022
October	\$ 80,203.52	\$ 85,354.17	\$ 118,686.24	\$ 50,305.88	\$ 92,005.68
November	\$ 56,555.52	\$ 89,209.37	\$ 87,585.40	\$ 44,526.26	\$ 105,980.97
December	\$ 57,898.32	\$ 73,000.18	\$ 85,345.55	\$ 56,820.26	\$ 107,452.93
January	\$ 83,973.40	\$ 99,024.14	\$ 112,784.32	\$ 55,454.55	\$ 104,153.19
February	\$ 82,747.84	\$ 103,510.00	\$ 117,581.09	\$ 72,340.82	\$ 127,123.34
March	\$ 83,968.31	\$ 96,838.88	\$ 60,377.21	\$ 89,176.62	\$ 153,757.93
April	\$ 85,354.57	\$ 97,297.48	\$ 26,687.09	\$ 134,824.66	\$ 138,821.75
May	\$ 62,548.76	\$ 98,926.81	\$ 25,645.99	\$ 110,531.84	\$ 143,518.09
June	\$ 89,837.20	\$ 73,755.95	\$ 34,438.85	\$ 111,045.09	\$ 82,889.54
July	\$ 66,904.81	\$ 97,949.10	\$ 29,373.95	\$ 102,080.95	\$ 80,290.33
August	\$ 72,240.40	\$ 116,175.85	\$ 20,412.81	\$ 108,611.52	\$ 112,647.65
September	\$ 104,419.92	\$ 134,937.58	\$ 42,046.88	\$ 76,065.16	
Totals	\$ 926,652.57	\$ 1,165,979.51	\$ 760,965.38	\$ 1,011,783.61	\$ 1,248,641.40





Budget Performance Report

Fiscal Year to Date 08/31/22

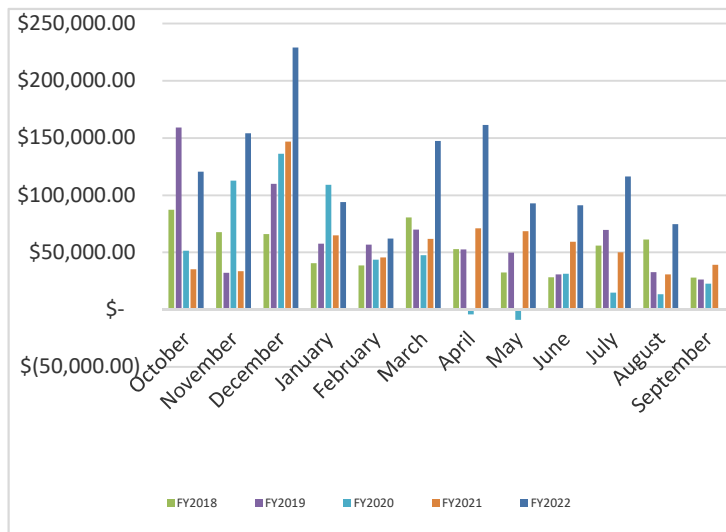
Include Rollup Account and Rollup to Object

Account	Account Description	Adopted Budget	Budget Amendments	Amended Budget	Current Month Transactions	YTD Encumbrances	YTD Transactions	Budget - YTD Transactions	% Used/ Rec'd	Prior Year Total
Fund 001 - General Fund										
REVENUE										
Department 000 - .										
Division 00 - .										
347	Culture									
347.100	Culture Community Center, Control	1,142,425.00	.00	1,142,425.00	.00	.00	.00	1,142,425.00	0	.00
347.101	Culture CC Building Rentals	.00	.00	.00	1,235.00	.00	37,867.17	(37,867.17)	+++	22,454.88
347.102	Culture CC Field Rentals	.00	.00	.00	350.00	.00	5,965.50	(5,965.50)	+++	11,320.50
347.103	Culture CC User League Fees	.00	.00	.00	.00	.00	15,708.75	(15,708.75)	+++	8,816.00
347.104	Culture CC Camps	.00	.00	.00	1,165.00	.00	207,314.85	(207,314.85)	+++	281,785.75
347.105	Culture CC Concession Sales	.00	.00	.00	150.25	.00	565.25	(565.25)	+++	395.00
347.107	Culture CC Classes, Member	.00	.00	.00	61,122.16	.00	590,549.93	(590,549.93)	+++	345,680.68
347.108	Culture CC Trainer Fees	.00	.00	.00	1,200.00	.00	10,400.00	(10,400.00)	+++	9,200.00
347.109	Culture CC Day Passes	.00	.00	.00	930.00	.00	9,920.30	(9,920.30)	+++	6,600.90
347.113	Culture CC Memberships, One Week	.00	.00	.00	540.00	.00	8,230.00	(8,230.00)	+++	6,447.10
347.116	Culture CC, Special Events	.00	.00	.00	.00	.00	1,892.45	(1,892.45)	+++	7,193.93
347.123	Culture CC Senior Trips/Tours	.00	.00	.00	345.00	.00	4,165.00	(4,165.00)	+++	98.50
347.125	Culture CC Booth Fee	.00	.00	.00	.00	.00	.00	.00	+++	500.00
347.126	Culture CC Mind & Body Classes	.00	.00	.00	4,883.00	.00	48,269.00	(48,269.00)	+++	52,151.00
347.127	Culture CC Non- Resident Membership	.00	.00	.00	4,479.90	.00	44,609.70	(44,609.70)	+++	46,212.74
347.128	Culture CC Resident Memberships	.00	.00	.00	38,776.30	.00	287,601.80	(287,601.80)	+++	228,832.80
347.129	Culture CC Coach Permits	.00	.00	.00	.00	.00	.00	.00	+++	1,220.00
347.130	Culture CC Vending Machines	.00	.00	.00	12.06	.00	12.06	(12.06)	+++	.00
347.180	Culture Office Supplies	.00	.00	.00	.00	.00	.00	.00	+++	161.60
347.199	Culture CC Credit Card Fees	.00	.00	.00	(2,541.02)	.00	(24,430.36)	24,430.36	+++	(17,287.77)
347 - Culture Totals		\$1,142,425.00	\$0.00	\$1,142,425.00	\$112,647.65	\$0.00	\$1,248,641.40	(\$106,216.40)	109%	\$1,011,783.61
Division 00 - . Totals		\$1,142,425.00	\$0.00	\$1,142,425.00	\$112,647.65	\$0.00	\$1,248,641.40	(\$106,216.40)	109%	\$1,011,783.61
Department 000 - . Totals		\$1,142,425.00	\$0.00	\$1,142,425.00	\$112,647.65	\$0.00	\$1,248,641.40	(\$106,216.40)	109%	\$1,011,783.61
REVENUE TOTALS		\$1,142,425.00	\$0.00	\$1,142,425.00	\$112,647.65	\$0.00	\$1,248,641.40	(\$106,216.40)	109%	\$1,011,783.61
Fund 001 - General Fund Totals										
REVENUE TOTALS		1,142,425.00	.00	1,142,425.00	112,647.65	.00	1,248,641.40	(106,216.40)	109%	1,011,783.61
EXPENSE TOTALS		.00	.00	.00	.00	.00	.00	.00	+++	.00
Fund 001 - General Fund Totals		\$1,142,425.00	\$0.00	\$1,142,425.00	\$112,647.65	\$0.00	\$1,248,641.40	(\$106,216.40)		\$1,011,783.61
Grand Totals										
REVENUE TOTALS		1,142,425.00	.00	1,142,425.00	112,647.65	.00	1,248,641.40	(106,216.40)	109%	1,011,783.61
EXPENSE TOTALS		.00	.00	.00	.00	.00	.00	.00	+++	.00
Grand Totals		\$1,142,425.00	\$0.00	\$1,142,425.00	\$112,647.65	\$0.00	\$1,248,641.40	(\$106,216.40)		\$1,011,783.61

**Pinecrest Gardens Revenues
FY 2018-Present**

347.300

	FY2018	FY2019	FY2020	FY2021	FY2022
October	\$ 87,443.94	\$ 159,277.30	\$ 51,674.33	\$ 35,413.56	\$ 120,551.14
November	\$ 67,618.75	\$ 32,203.39	\$ 112,668.57	\$ 33,563.16	\$ 154,247.36
December	\$ 65,955.15	\$ 109,984.35	\$ 136,215.50	\$ 146,743.69	\$ 228,960.70
January	\$ 40,591.94	\$ 57,626.46	\$ 109,193.23	\$ 65,023.82	\$ 93,963.02
February	\$ 38,735.91	\$ 56,961.89	\$ 43,630.72	\$ 45,724.98	\$ 62,258.25
March	\$ 80,607.97	\$ 69,960.32	\$ 47,487.74	\$ 61,847.88	\$ 147,394.91
April	\$ 53,043.40	\$ 52,603.25	\$ (3,996.21)	\$ 71,173.37	\$ 161,418.96
May	\$ 32,642.15	\$ 49,966.05	\$ (8,785.23)	\$ 68,457.73	\$ 92,822.09
June	\$ 28,448.54	\$ 30,720.29	\$ 31,386.92	\$ 59,478.76	\$ 91,335.08
July	\$ 56,053.59	\$ 69,628.97	\$ 14,999.48	\$ 50,123.66	\$ 116,502.86
August	\$ 61,331.14	\$ 32,746.80	\$ 13,552.96	\$ 30,832.49	\$ 74,666.62
September	\$ 28,142.77	\$ 26,443.55	\$ 22,636.10	\$ 39,341.74	
Totals Without Grants	\$ 640,615.25	\$ 748,122.62	\$ 570,664.11	\$ 707,724.84	\$ 1,344,120.99
Grants YTD	\$ 80,421.00	\$ 30,853.10	\$ 74,564.00	\$ 394,462.95	\$ 114,198.50
Donations YTD	\$ 1,700.00	\$ 35,900.00	\$ -	\$ 5,000.00	\$ 10,313.00
Total Revenues incl Grants	\$ 722,736.25	\$ 814,875.72	\$ 645,228.11	\$ 1,107,187.79	\$ 1,468,632.49





Budget Performance Report

Fiscal Year to Date 08/31/22

Include Rollup Account and Rollup to Object

Account	Account Description	Adopted Budget	Budget Amendments	Amended Budget	Current Month Transactions	YTD Encumbrances	YTD Transactions	Budget - YTD Transactions	% Used/ Rec'd	Prior Year Total
REVENUE										
Fund 001 - General Fund										
Department 000 - .										
Division 00 - .										
347	Culture									
347.300	Culture Pinecrest Gardens, Control	1,150,000.00	.00	1,150,000.00	.00	.00	.00	1,150,000.00	0	.00
347.301	Culture PG Corporate Sponsorship	.00	.00	.00	.00	.00	108,000.00	(108,000.00)	+++	66,100.00
347.302	Culture PG Farmers Market	.00	.00	.00	4,000.00	.00	34,400.00	(34,400.00)	+++	20,462.40
347.308	Culture PG Memberships, Annual Passes	.00	.00	.00	7,290.00	.00	37,106.00	(37,106.00)	+++	15,925.00
347.309	Culture PG Concessions, Iguana Bite	.00	.00	.00	1,070.05	.00	1,070.05	(1,070.05)	+++	20.10
347.310	Culture PG Concessions, Events	.00	.00	.00	2,047.66	.00	44,323.57	(44,323.57)	+++	49,043.05
347.312	Culture PG Banyan Bowl Ticket Sales	.00	.00	.00	.00	.00	163,965.23	(163,965.23)	+++	23,612.34
347.313	Culture PG Fine Arts Festival, Booths	.00	.00	.00	.00	.00	11,344.29	(11,344.29)	+++	35.39
347.315	Culture PG Eggstravaganza, Tickets	.00	.00	.00	.00	.00	24,780.48	(24,780.48)	+++	.00
347.316	Culture PG Eggstravaganza, Baskets	.00	.00	.00	.00	.00	(900.00)	900.00	+++	.00
347.317	Culture PG Eggstravaganza Booths	.00	.00	.00	.00	.00	1,360.00	(1,360.00)	+++	75.00
347.318	Culture PG Howl-O-Ween Parade Tickets	.00	.00	.00	.00	.00	9,171.50	(9,171.50)	+++	.00
347.319	Culture PG General Admissions	.00	.00	.00	29,729.00	.00	195,843.06	(195,843.06)	+++	164,382.38
347.320	Culture PG Senior Admissions	.00	.00	.00	1,194.00	.00	13,243.63	(13,243.63)	+++	8,159.00
347.325	Culture PG Movie Tickets	.00	.00	.00	.00	.00	3,977.37	(3,977.37)	+++	2,232.40
347.326	Culture PG Movie Concession	.00	.00	.00	.00	.00	608.42	(608.42)	+++	544.87
347.327	Culture PG Vending Machine Sales	.00	.00	.00	221.85	.00	610.02	(610.02)	+++	469.54
347.328	Culture PG Venue, Patio Rental	.00	.00	.00	(1,635.00)	.00	9,026.00	(9,026.00)	+++	9,089.50
347.330	Culture PG Venue, Lakeview Rental	.00	.00	.00	1,500.00	.00	18,150.00	(18,150.00)	+++	12,150.00
347.331	Culture PG Venue, Meadows Rental	.00	.00	.00	.00	.00	11,892.00	(11,892.00)	+++	.00
347.333	Culture PG Venue Rental, Hibiscus Rental	.00	.00	.00	5,250.00	.00	14,262.00	(14,262.00)	+++	7,410.00
347.334	Culture PG Venue Rental, Plant Societie	.00	.00	.00	450.00	.00	5,625.00	(5,625.00)	+++	9,050.00
347.335	Culture PG Banyan Bowl Rental	.00	.00	.00	.00	.00	48,955.61	(48,955.61)	+++	57,316.00
347.336	Culture PG Original Entrance Rental	.00	.00	.00	1,050.00	.00	7,062.00	(7,062.00)	+++	5,775.00
347.337	Culture PG Parking Lot Rental	.00	.00	.00	700.00	.00	4,236.00	(4,236.00)	+++	8,014.00
347.338	Culture PG Commercial Video - Photo	.00	.00	.00	300.00	.00	6,100.00	(6,100.00)	+++	6,100.00
347.339	Culture PG Girl Scouts Programs	.00	.00	.00	.00	.00	1,270.00	(1,270.00)	+++	732.00
347.341	Culture PG Furniture Rental	.00	.00	.00	250.00	.00	2,186.80	(2,186.80)	+++	300.00
347.342	Culture PG Donations	.00	.00	.00	2,500.00	.00	12,089.64	(12,089.64)	+++	300.00
347.343	Culture PG Fish Food	.00	.00	.00	.00	.00	6.00	(6.00)	+++	20.00
347.344	Culture PG Merchandise	.00	.00	.00	.00	.00	.00	.00	+++	693.95
347.345	Culture PG Field Trips	.00	.00	.00	95.00	.00	3,381.00	(3,381.00)	+++	196.75
347.347	Culture PG Classes and Programs	.00	.00	.00	5,520.00	.00	74,943.27	(74,943.27)	+++	41,794.54
347.350	Culture PG Chili Cook-off Booths	.00	.00	.00	.00	.00	.00	.00	+++	125.00
347.351	Culture PG Chili Cook-off Admission	.00	.00	.00	.00	.00	.00	.00	+++	12.15
347.352	Culture PG Holiday Festival Booths	.00	.00	.00	.00	.00	5,410.00	(5,410.00)	+++	1,425.00



Budget Performance Report

Fiscal Year to Date 08/31/22

Include Rollup Account and Rollup to Object

Account	Account Description	Adopted Budget	Budget Amendments	Amended Budget	Current Month Transactions	YTD Encumbrances	YTD Transactions	Budget - YTD Transactions	% Used/ Rec'd	Prior Year Total
Fund 001 - General Fund										
REVENUE										
Department 000 - .										
Division 00 - .										
347	Culture									
347.354	Culture PG Nights of Lights Admission	.00	.00	.00	.00	.00	253,954.18	(253,954.18)	+++	79,158.34
347.356	Culture PG Hammock Pavilion	.00	.00	.00	2,800.00	.00	17,750.00	(17,750.00)	+++	11,800.00
347.357	Culture PG Summer Camps	.00	.00	.00	1,736.00	.00	153,066.00	(153,066.00)	+++	62,107.00
347.358	Culture Secret Garden	.00	.00	.00	150.00	.00	1,411.00	(1,411.00)	+++	612.00
347.359	Culture PG Cypress Hall Rental	.00	.00	.00	9,500.00	.00	57,287.50	(57,287.50)	+++	39,813.50
347.360	Culture PG Cafe Sales	.00	.00	.00	1,686.89	.00	6,027.55	(6,027.55)	+++	15,312.03
347.361	Culture PG Star Wars Ticket Sales	.00	.00	.00	.00	.00	9,273.84	(9,273.84)	+++	8,332.68
347.362	Culture PG Star Wars Booth Sales	.00	.00	.00	.00	.00	140.00	(140.00)	+++	.00
347.363	Culture PG Cottage Rental	.00	.00	.00	.00	.00	1.00	(1.00)	+++	.00
347.399	Culture PG Credit card fees	.00	.00	.00	(2,738.83)	.00	(28,289.02)	28,289.02	+++	(20,976.07)
347 - Culture Totals		\$1,150,000.00	\$0.00	\$1,150,000.00	\$74,666.62	\$0.00	\$1,344,120.99	(\$194,120.99)	117%	\$707,724.84
Division 00 - . Totals		\$1,150,000.00	\$0.00	\$1,150,000.00	\$74,666.62	\$0.00	\$1,344,120.99	(\$194,120.99)	117%	\$707,724.84
Department 000 - . Totals		\$1,150,000.00	\$0.00	\$1,150,000.00	\$74,666.62	\$0.00	\$1,344,120.99	(\$194,120.99)	117%	\$707,724.84
REVENUE TOTALS		\$1,150,000.00	\$0.00	\$1,150,000.00	\$74,666.62	\$0.00	\$1,344,120.99	(\$194,120.99)	117%	\$707,724.84
Fund 001 - General Fund Totals										
REVENUE TOTALS		1,150,000.00	.00	1,150,000.00	74,666.62	.00	1,344,120.99	(194,120.99)	117%	707,724.84
EXPENSE TOTALS		.00	.00	.00	.00	.00	.00	.00	+++	.00
Fund 001 - General Fund Totals		\$1,150,000.00	\$0.00	\$1,150,000.00	\$74,666.62	\$0.00	\$1,344,120.99	(\$194,120.99)		\$707,724.84
Grand Totals										
REVENUE TOTALS		1,150,000.00	.00	1,150,000.00	74,666.62	.00	1,344,120.99	(194,120.99)	117%	707,724.84
EXPENSE TOTALS		.00	.00	.00	.00	.00	.00	.00	+++	.00
Grand Totals		\$1,150,000.00	\$0.00	\$1,150,000.00	\$74,666.62	\$0.00	\$1,344,120.99	(\$194,120.99)		\$707,724.84



Yocelyn Galiano, ICMA-CM
Village Manager
manager@pinecrest-fl.gov

MEMORANDUM
Office of the Village Manager

DATE: September 29, 2022
TO: The Honorable Mayor and Members of the Village Council
FROM: Yocelyn Galiano, ICMA-CM, Village Manager
RE: Building Division SEPTEMBER 2022 Monthly Report

Building permit activity increased 5.7% through September as compared to last year; inspections have increased 9% as compared to last year. The number of building code violations have decreased by 100% through the month of September when compared to last year. The number of new homes increased by 16.4% through the month of September and valuation increased by 96.1%.

Plans review and permits for residential and commercial projects are proceeding under normal operations. Inspections for all permits is ongoing.

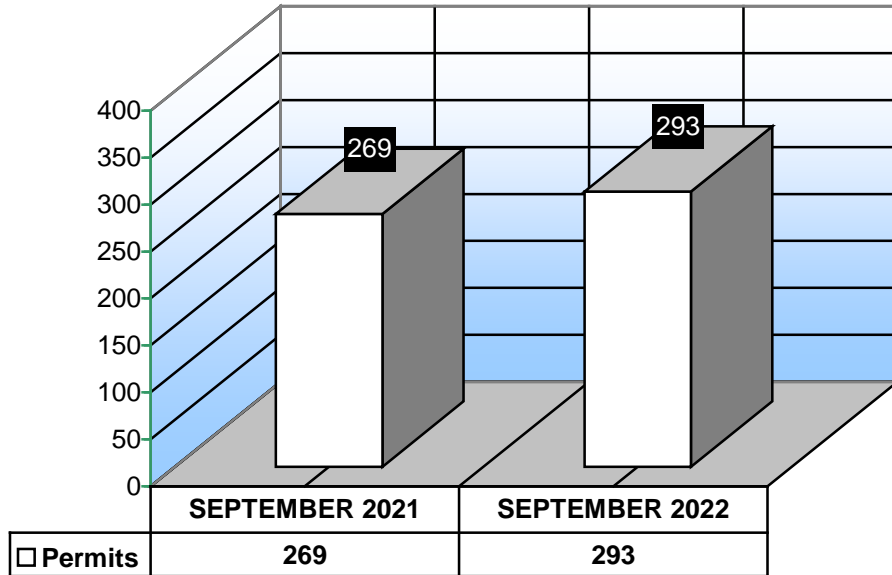


	SEPTEMBER 2021	SEPTEMBER 2022	10/01/20 - 09/30/2021 YTD	10/01/21 - 09/28/2022 YTD
PERMITS ISSUED:				
Building	128	173	1,704	1,810
Electrical	56	42	606	589
Mechanical	31	24	251	296
Plumbing / LPGX	54	54	608	654
TOTAL PERMITS ISSUED:	269	293	3,169	3,349
VALUE OF CONSTRUCTION	11,433,047	28,994,984	102,479,974	200,952,769
PERMITS FOR NEW HOUSES	7	10	55	64
CERTIFICATE OF OCCUPANCY & CC'S	2	4	44	24
CERTIFICATE OF USE & OCCUPANCY	0	1	5	2
BUILDING CODE CASES	8	0	108	94
INSPECTIONS:				
Building & Roofing	967	972	11,342	12,536
Electrical	190	170	2,252	2,232
Mechanical	96	105	850	1,082
Plumbing / LPGX	229	211	2,352	2,451
TOTAL INSPECTIONS:	1,482	1,458	16,796	18,301

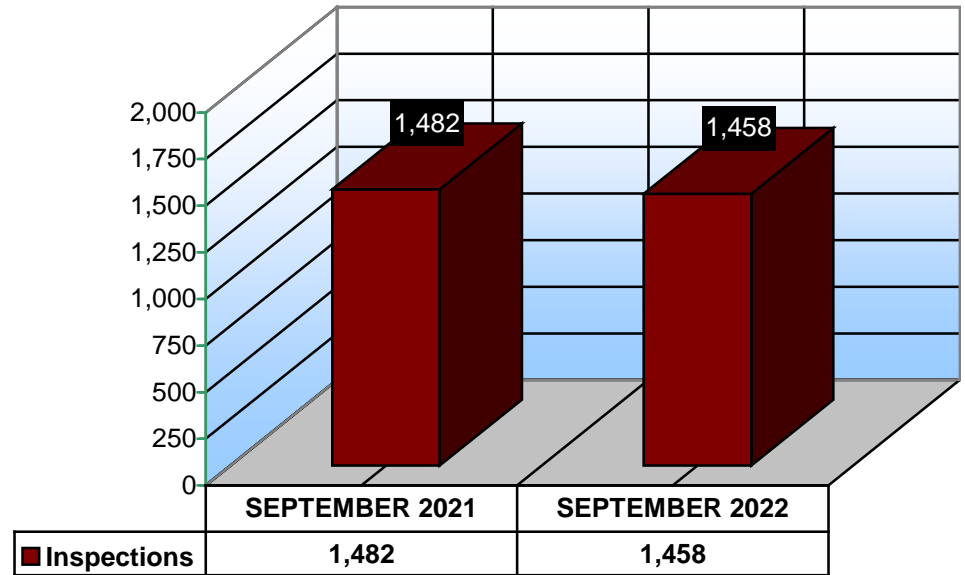
VILLAGE OF PINECREST
BUILDING & PLANNING DEPARTMENT

SEPTEMBER 2022 MONTHLY REPORT
PERMITS AND INSPECTIONS

PERMITS ISSUED

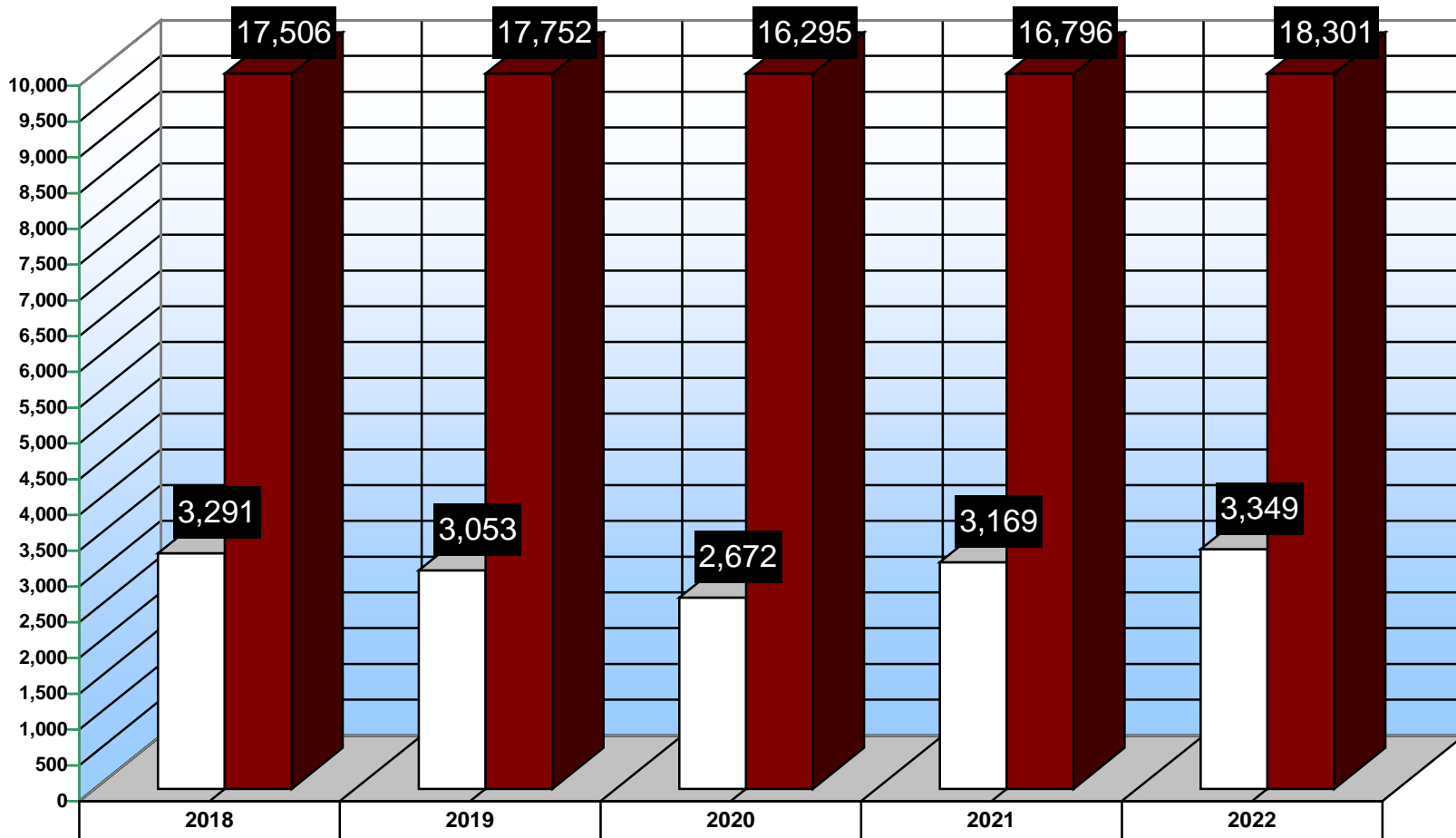


INSPECTIONS PERFORMED



VILLAGE OF PINECREST
BUILDING & PLANNING DEPARTMENT

HISTORICAL REPORT
PERMITS AND INSPECTIONS
FISCAL YEARS - 2018 TO 2022
OCTOBER 1ST THROUGH SEPTEMBER 28TH



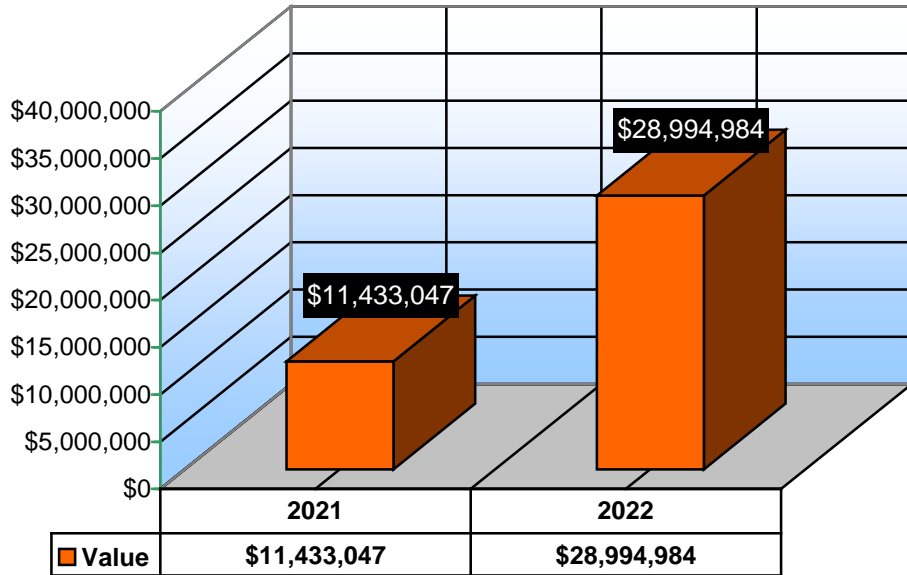
□ Permits	3,291	3,053	2,672	3,169	3,349
■ Inspections	17,506	17,752	16,295	16,796	18,301

VILLAGE OF PINECREST
BUILDING & PLANNING DEPARTMENT

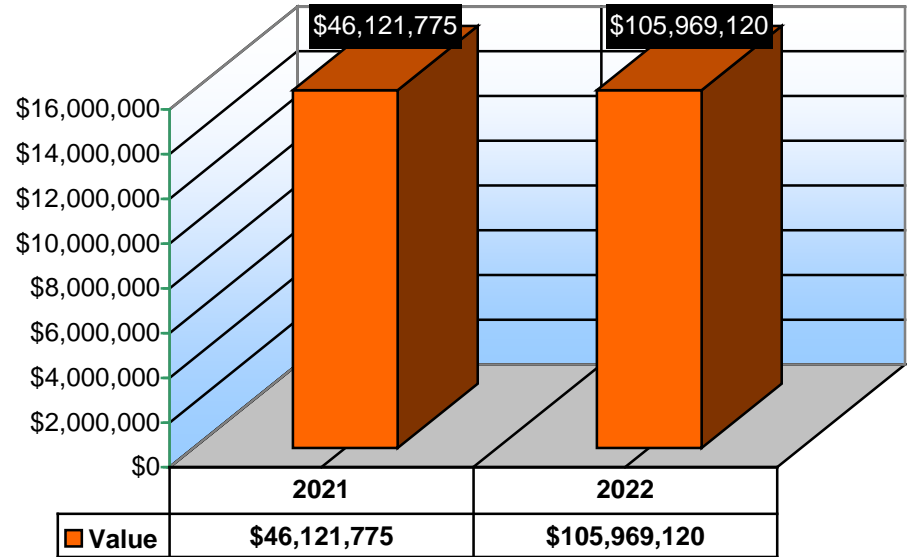
SEPTEMBER 2022 MONTHLY REPORT
VALUE OF CONSTRUCTION & NUMBER OF NEW HOMES
FISCAL YEARS

OCTOBER 1ST THROUGH SEPTEMBER 28TH

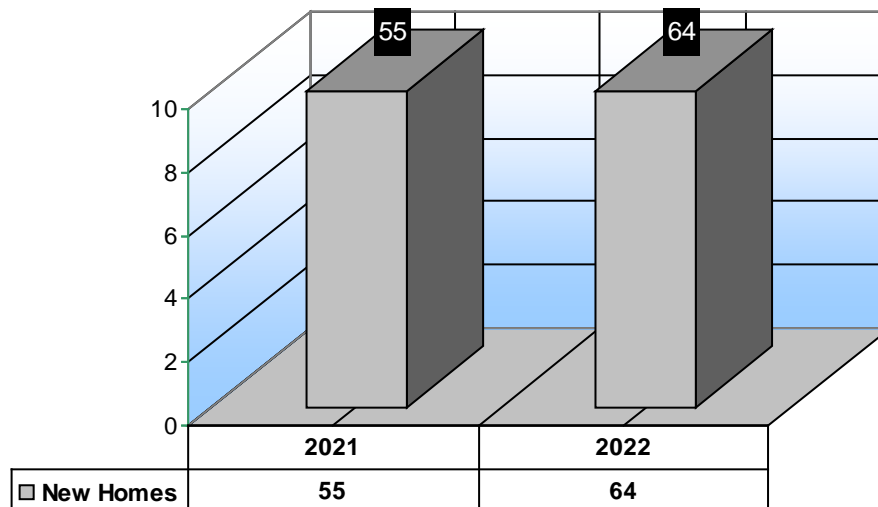
TOTAL VALUE OF CONSTRUCTION



VALUE OF CONSTRUCTION - NEW HOMES



NUMBER OF NEW HOMES PERMITTED





Yocelyn Galiano, ICMA-CM
 Village Manager
 manager@pinecrest-fl.gov

MEMORANDUM
 Office of the Village Manager

DATE: September 30, 2022
 TO: The Honorable Mayor and Members of the Village Council
 FROM: Yocelyn Galiano, ICMA-CM, LEED-GA, Village Manager
 RE: Planning Division – September 2022 - Monthly Report

	September 2022	10/1/2020 9/30/2021 YTD	10/1/2021 - 9/28/2022 YTD
PLANNING			
Zoning Compliance – Plans Review	338	3,747	3,722
Zoning Letters/Code Interpretations	32	660	483
Zoning Permits	23	309	293
CODE COMPLIANCE			
Code Cases Opened	200 (192 Proactive)	1,564	1,454
Code Compliance Reminders	152	701	747
Notices to Appear Issued	27	174	250
Notice of Violation - Building	1	108	98
Landscaping, Local Business Tax, and Foreclosure Inspections	375	3,550	3,912
Civil Violations	6	91	86
Special Magistrate Cases	24	238	220
Total Unclosed Cases (Active): 465	N/A	N/A	N/A
LICENSES			
Business Tax – NEW	15	164	204
Business Tax – RENEWAL	431	934	1,127
TOTAL LICENSES (* reflects new & renewal licenses)	446	1,098	1,331



Commercial and Residential Development/Redevelopment

Within the Village of Pinecrest, commercial and residential development and redevelopment have been approved and are occurring as follows:

1. Lexus of Kendall – Pre-owned – Kendall Toyota/Lexus of Kendall has applied for building permits for the construction of a one-story pre-owned sales building on the property located at 10601-10661 Pinecrest Parkway. The final subdivision plat is scheduled to be reviewed by the Village Council on October 11, 2022.
2. Temple Beth Am – Construction of a new two-story and three-story classroom building, and a new combined gymnasium, auditorium, cafeteria, and welcome center building are in progress.
3. Gulliver Schools, Inc. and Immanuel Presbyterian Church of Miami, Inc. –Construction of a new guardhouse and improvements to Kendall Drive are complete. Construction of Crossbridge Church has been permitted. Gulliver has submitted plans for permitting and construction of the new parking garage and classrooms.
4. Bindor Townhomes – GREC Pinecrest – Building permits have been issued for construction of the approved townhouse development project located at 7520 SW 100 Street. Construction is in progress.
5. Volvo Dealership - 8525 Pinecrest Parkway - The Building and Planning Department has received plans for the remodeling and conversion of the former Mitsubishi Dealership to a new Volvo Dealership. Construction is in progress.
6. Temple Bet Shira – On Wednesday, July 27, 2022, staff issued a Certificate of Use and Occupancy to Temple Bet Shira and True North Classical Academy for an elementary school (Grades K through 5) at Temple Bet Shira, consistent with development orders previously approved by Miami-Dade County. True North anticipates a student enrollment of 100 students in its first year. Maximum enrollment and attendance are capped at 325 students.

Pinecrest Parkway (US 1) Vision Plan Update

The Pinecrest Parkway Citizens' Committee has met several times with staff and project consultants and will complete formulation of plan recommendations in September. A Community Visioning Session was held at Leslie Bowe Hall on August 30, 2022.

Impact Fee Study

Tischler Bise Consultants recently completed a study of the Village's Impact Fees. A presentation of the report and recommendations will be provided to the Village Council on October 11, 2022.

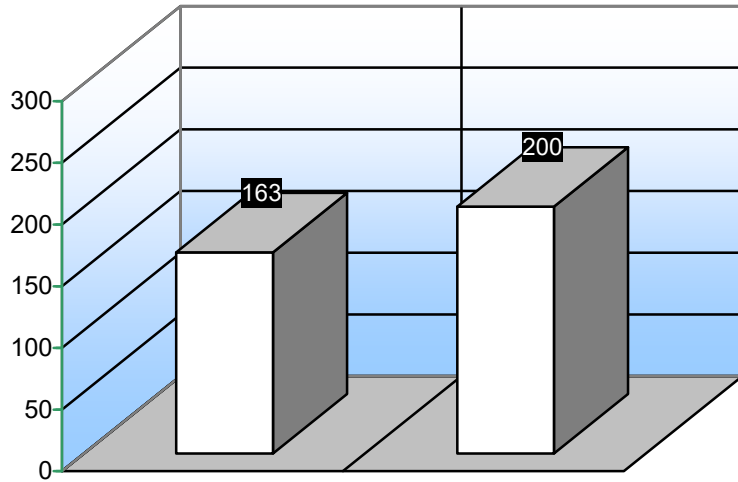
Palmetto Senior High School Renovation

Renovation and reconstruction of Miami-Palmetto Senior High School is currently in progress. A comprehensive progress report will be provided to the Village Council for their consideration on October 11, 2022.

VILLAGE OF PINECREST
 BUILDING & PLANNING DEPARTMENT

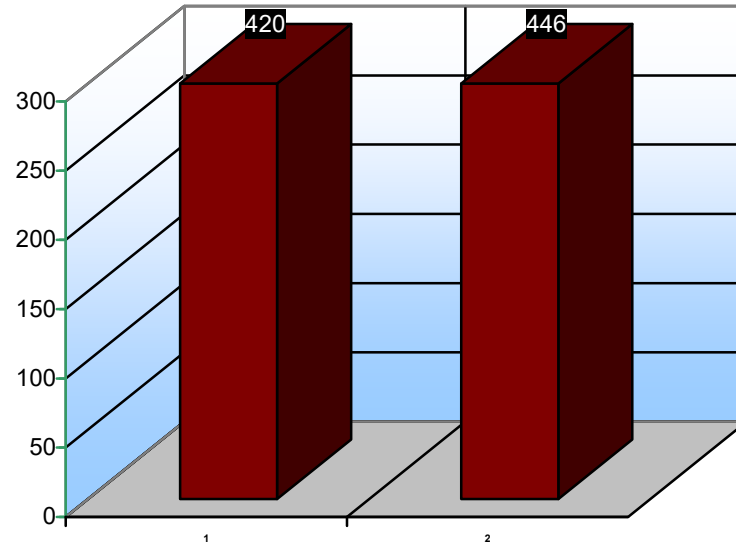
SEPTEMBER 2022 MONTHLY REPORT
 CODE COMPLIANCE CASES OPENED AND BUSINESS TAX RECEIPTS ISSUED
 8/31/2022 – 9/28/2022

CODE CASES OPENED



	SEPTEMBER 2021	SEPTEMBER 2022
□ Code	163	200

BUSINESS TAX RECEIPTS ISSUED

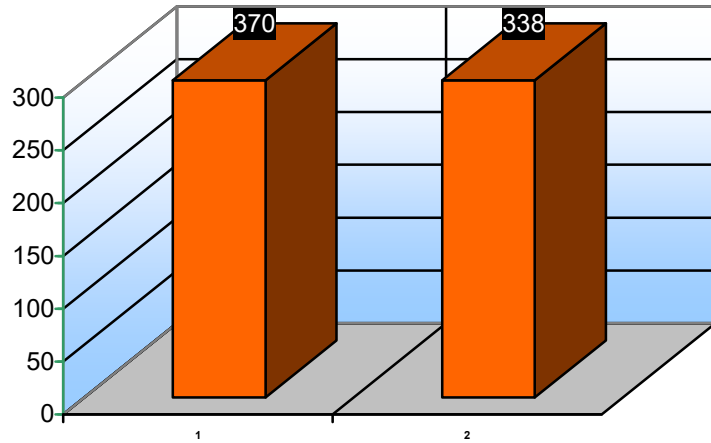


	SEPTEMBER 2021	SEPTEMBER 2022
■ Business Tax	420	446

VILLAGE OF PINECREST
 BUILDING & PLANNING DEPARTMENT

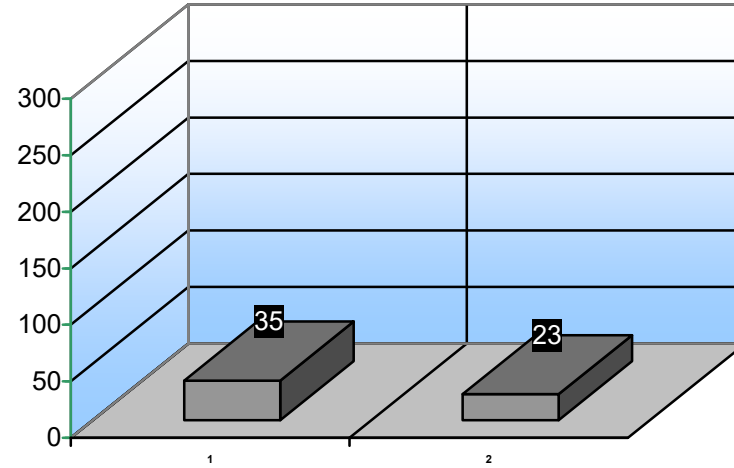
SEPTEMBER 2022 MONTHLY REPORT
 ZONING COMPLIANCE PLANS REVIEWED AND ZONING PERMITS ISSUED
 8/31/2022 – 9/28/2022

ZONING PLANS REVIEWED



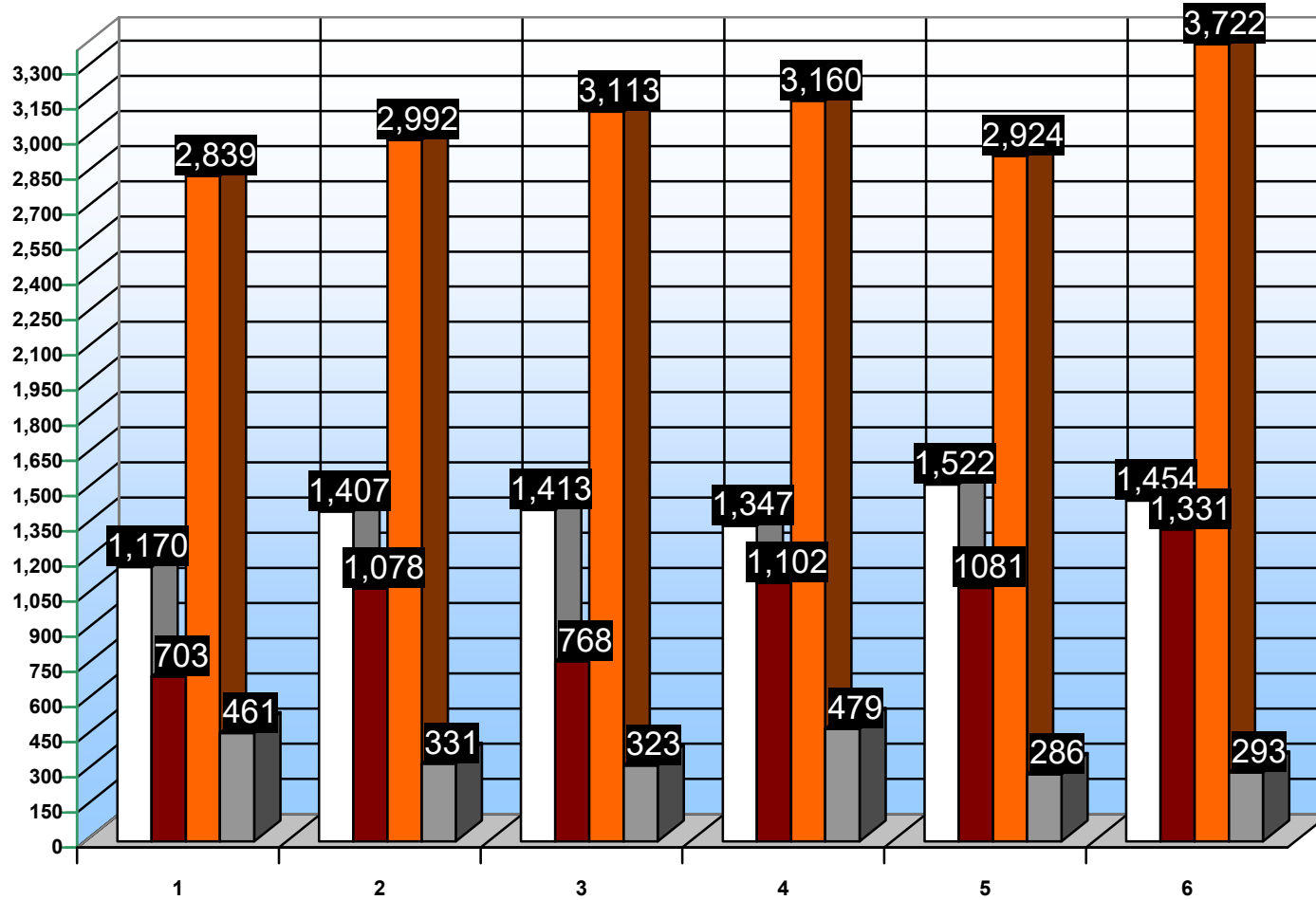
	SEPTEMBER 2021	SEPTEMBER 2022
Plan Review	370	338

ZONING PERMITS ISSUED



	SEPTEMBER 2021	SEPTEMBER 2022
Zoning Permits	35	23

**VILLAGE OF PINECREST BUILDING & PLANNING DEPARTMENT
 HISTORICAL REPORT
 CODE COMPLIANCE CASES OPENED, BUSINESS TAX RECEIPTS ISSUED
 ZONING COMPLIANCE PLANS REVIEWED AND ZONING PERMITS ISSUED
 FISCAL YEARS - 2017 TO 2022 - OCTOBER 1ST THROUGH SEPTEMBER 30TH**



	2016-2017	2017-2018	2018-2019	2019-2020	2020-2021	2021-2022
□ Code Cases	1,170	1,407	1,413	1,347	1,522	1,454
■ Business Tax	703	1,078	768	1,102	1,081	1,331
■ Plan Review	2,839	2,992	3,113	3,160	2,924	3,722
■ Zoning Permits	461	331	323	479	286	293



Yocelyn Galiano, ICMA-CM
Village Manager
manager@pinecrest-fl.gov

MEMORANDUM

Office of the Village Manager

DATE: October 4, 2022
TO: The Honorable Mayor and Members of the Village Council
FROM: Yocelyn Galiano, ICMA-CM, Village Manager
RE: September 2022 Monthly Report

The Gary Matzner Park conceptual design presentation brought a lively and engaged group of 86 participants together to discuss their interests and concerns with the project. The design team has taken the information obtained from the public survey as well as the public comments from the community meeting and is working on the final conceptual designs for Council's consideration at the November Council meeting.

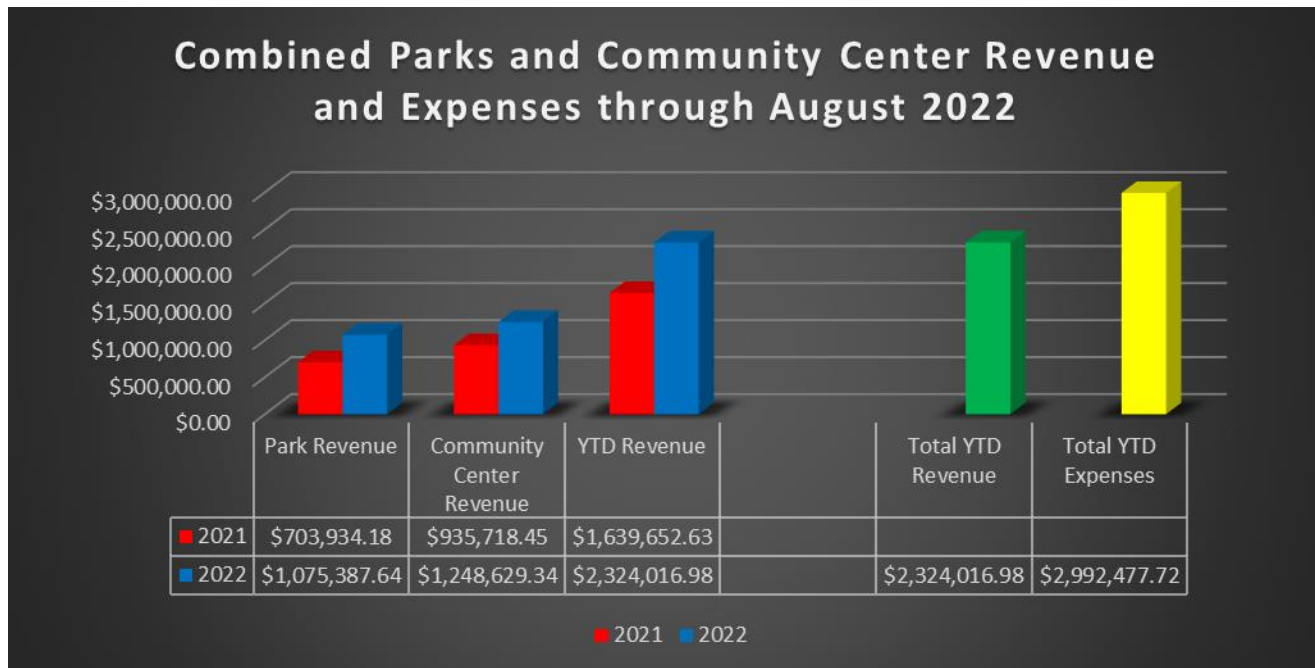
The Evelyn Greer Park playground is nearly complete. All of the play structures are in place and the poured-in-place safety surface is being installed. The grand re-opening of the play area is expected in the first week of October.

Flagler Grove Park has seen tremendous growth since the completion of the synthetic turf field in January. The park is utilized on a daily basis by individuals, sports leagues, schools, and adult pick-up groups. In previous years, the facility has generated roughly \$10,000 in revenue to offset the operating costs of approximately \$100,000. Since January, the revenue generated from programs, field rentals, and camps has been approximately \$370,000 which offsets the approximately \$270,000 in operating costs. The dramatic increase in expenses and revenue is directly related to the increase in programming at the facility, specifically, the addition of the department's lacrosse program and summer camp.

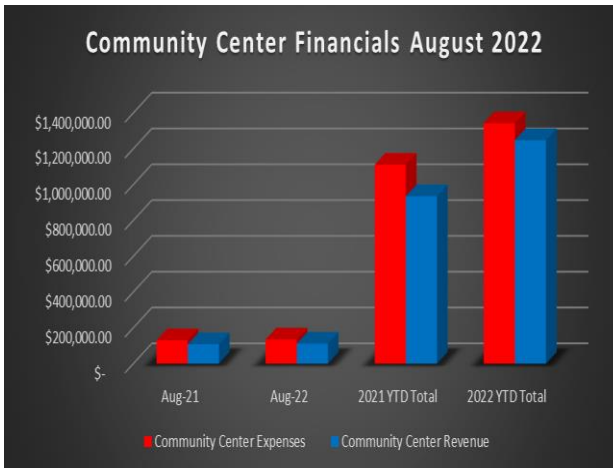
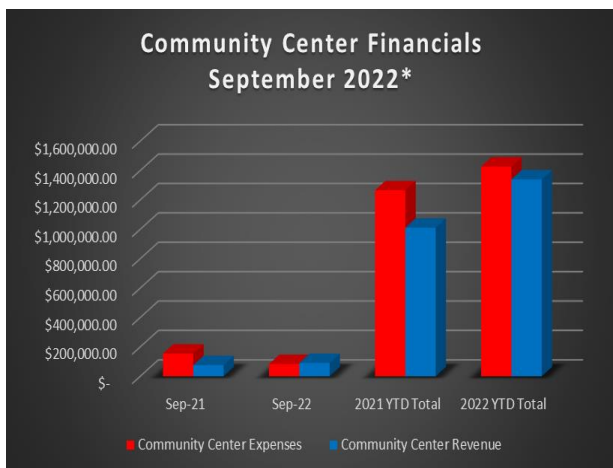
Active Adult Programs have become increasingly popular with those aged 55 and up. Tai Chi and Zumba Gold had full classes all month, pickleball continues to see active participation on a daily basis, and new programs such as a walking club and a monthly bike ride are balancing out active senior programs. A new lecture series has begun with a six-part art history series that has 28 participants.



The following graphics represent general performance metrics for the Parks and Recreation Department and Pinecrest Community Center.

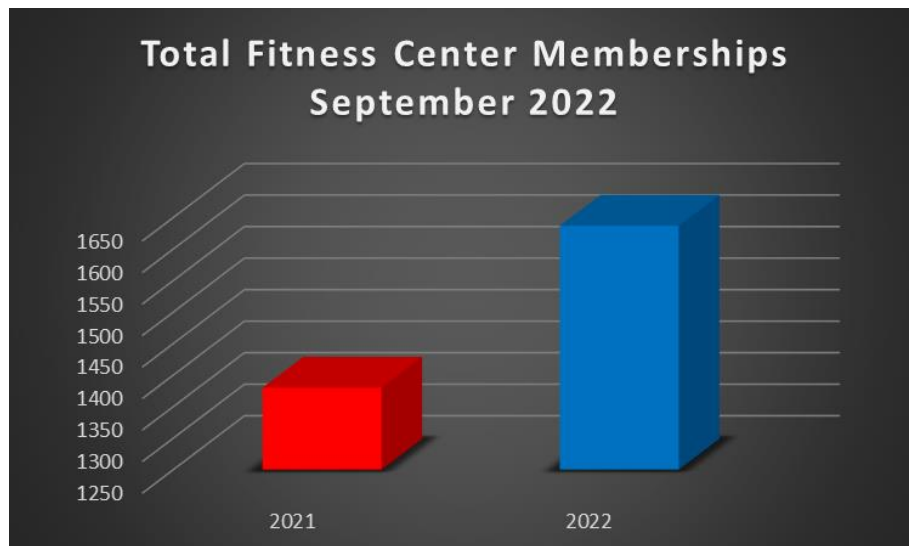
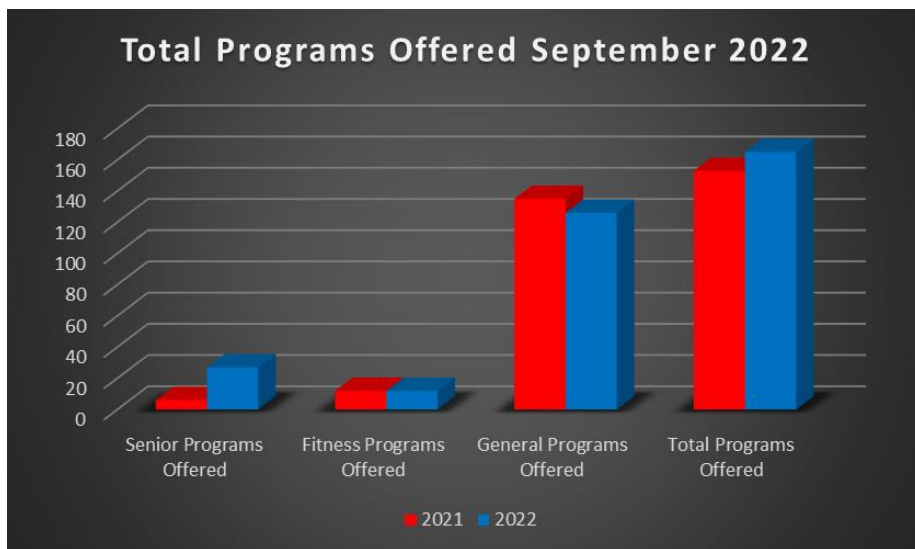
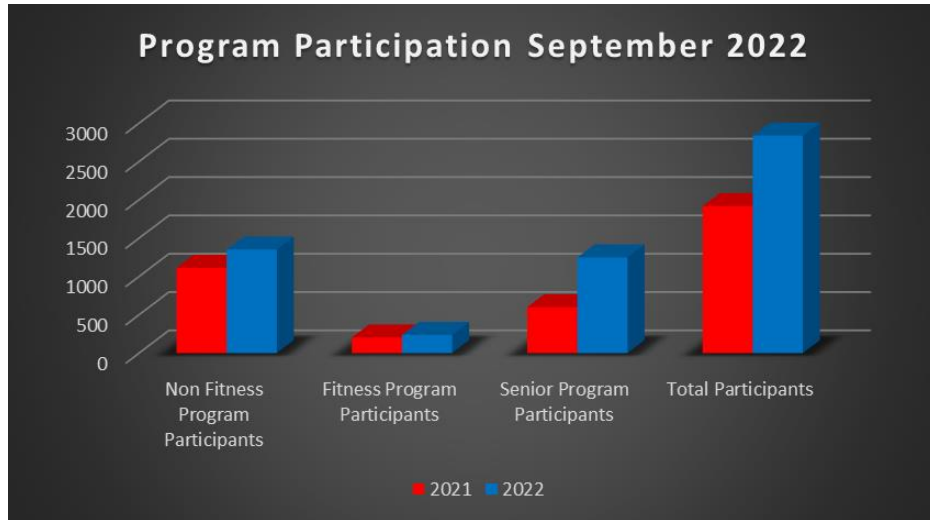


As of August 31, the Parks and Recreation Department was operating at **77.6% cost recovery**. 2022 Park expenses include the one-time fee of \$90,000 for the Parks and Recreation Master Plan expense.

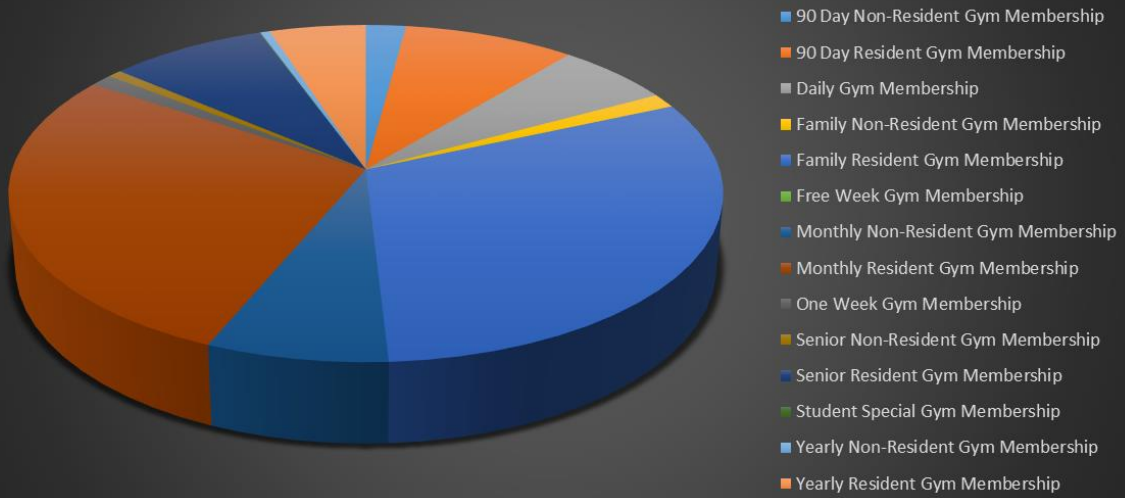


*Please note, the above graphic does not represent the final Community Center revenue or expenses for the month of September. Updated September revenue and expenses will be reported in the October report.

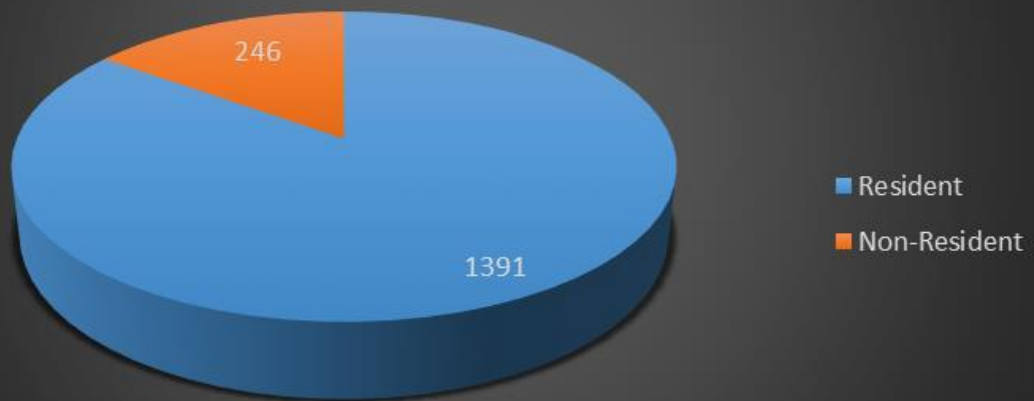
General Parks and Recreation Data



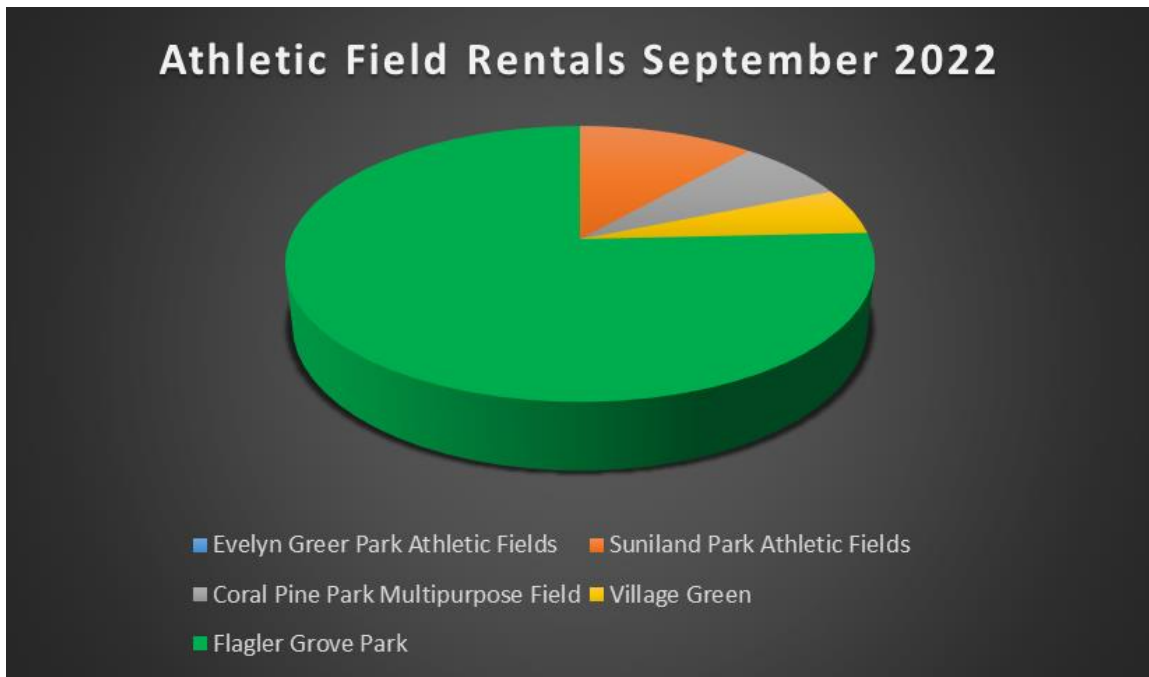
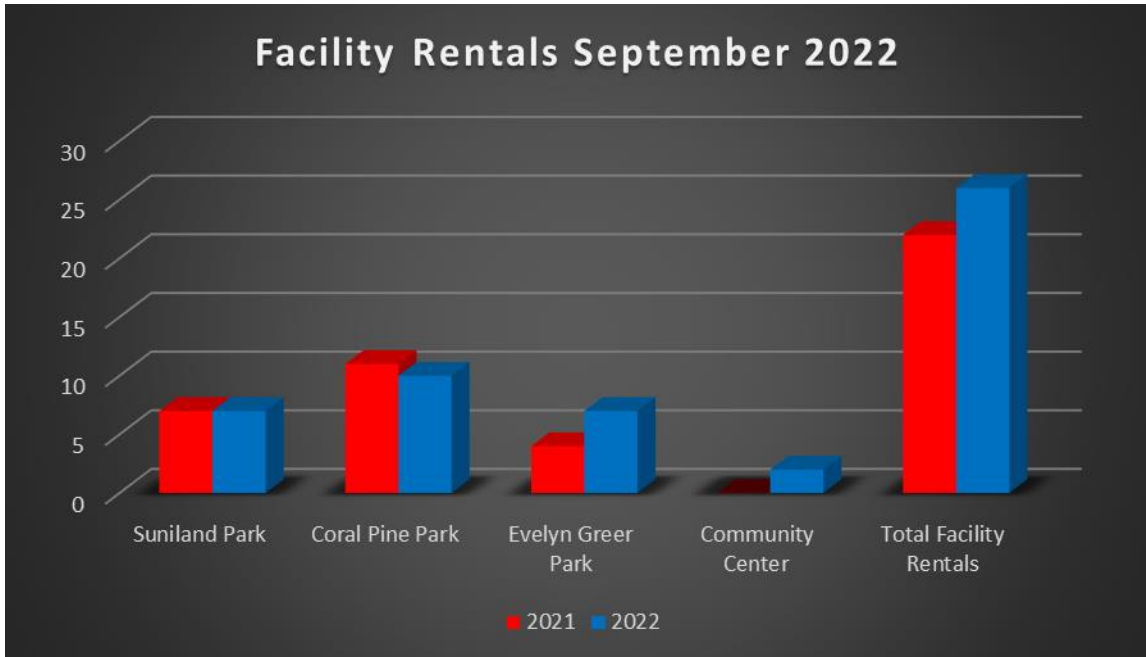
Fitness Center Membership Breakdown September 2022



Fitness Center Patron Participation September 2022



September 2022 84.97% of gym members are Pinecrest Residents.



The Pinecrest Parks and Recreation Department is proud to partner with various youth sports associations to offer a variety of opportunities for young people to learn new skills and develop their athletic proficiencies. The above field rental chart represents athletic field rentals outside of regular league play.

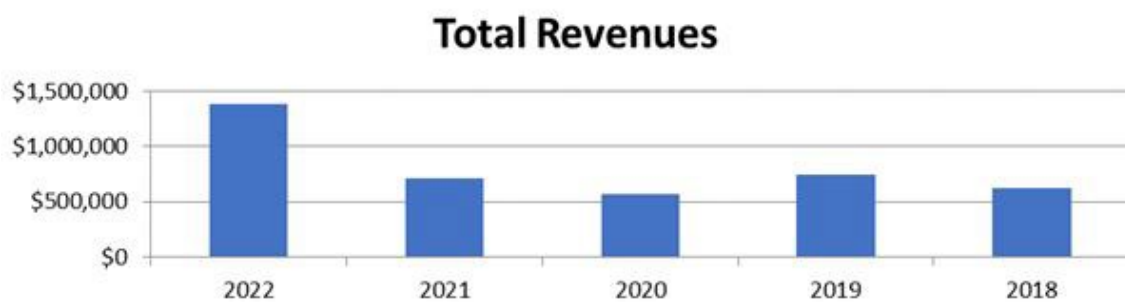
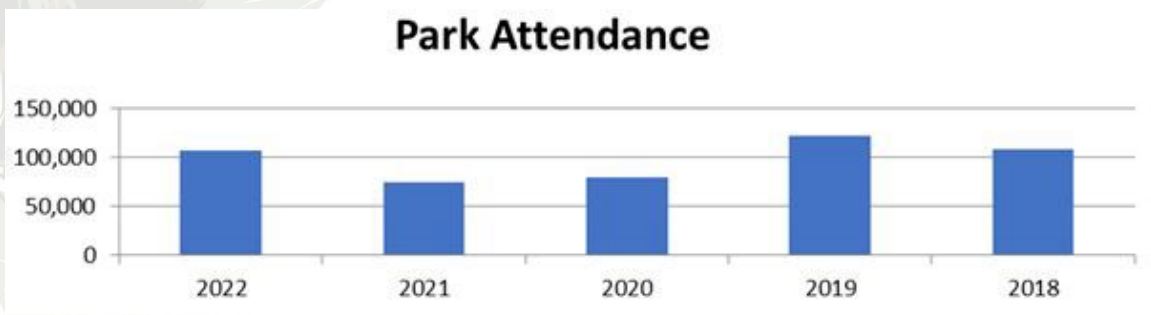
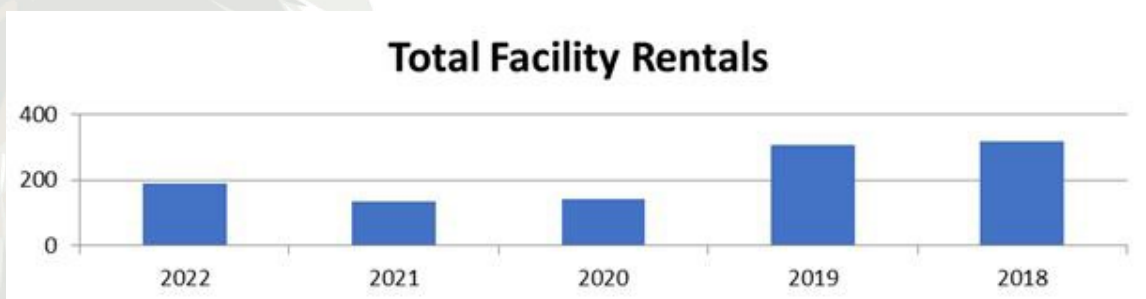


Yocelyn Galiano, ICMA-CM
Village Manager
manager@pinecrest-fl.gov

MEMORANDUM
Office of the Village Manager

DATE: October 4, 2022
TO: The Honorable Mayor and Members of the Village Council
FROM: Yocelyn Galiano, ICMA-CM, Village Manager
RE: Pinecrest Gardens September 2022 Monthly Report

The following charts highlight five-year performance measures, YTD through September.



ADDENDUM
(For Council Review)
September Highlights

Sponsorships Pending - \$29,000

- First Bank Florida \$15,000 for ATM/Plant Signs
- Pita Weber Del Prado \$10,000 (Nights of Lights Banyan Bowl Performances Sponsor)
- Corradino Group \$4,000 (Prize Money for Environmental Art Contest Sponsor)

Banyan Bowl – Jazz Series

- 436 Full season Jazz Series subscriptions sold thus far.
- 90% of next season is booked for the Banyan Bowl.
- 62 Full season Tropical Night Series subscriptions sold to date.
- Single ticket overview: this has already been a banner year for advanced single tickets sales, we are in remarkable good shape.
 - October - Manhattan Transfer: 14 single tickets available.
 - November – Eddie Palmiere: 13 single tickets available.
 - December – Tommy Dorsey Orchestra: 60 single tickets available.
 - January – Grace Kelly: 64 single tickets available.
 - February – Stafford & Oatts: 77 single tickets available.
 - February – Antonio Adolfo (Not a Subscription Sales): 203 single tickets available.
 - March – Steve Tyrell: 59 single tickets available.
 - April – Eliane Elias: 56 singlet tickets available.

Pending Grants

- Applied for Villagers Grant \$15,000

Upcoming Grant Applications

- 2nd quarter TDC for jazz submitted
- 3rd quarter TDC for tourism
- Community Grants 2nd quarter for FAF submitted.

Marketing

- 2022-2023 Calendar Brochure in final stages of design.

Zoo

- Mini cow has been purchased, will be on site first couple weeks of November.

Inspiration Center

- Furniture from RH and Honory have been ordered.

Education

- Programming
 - 22-23 educational programming calendar in progress.
 - Little Lizards: No programming during summer, regular program will resume in October.
 - Educational Programming – Mommy & Me classes in progress.
 - September Garden Workshops
 - 9/30 – Sip & Create: 9 tickets sold.
 - Girls Scouts – 9/24 GIRL Fest – there were 1,050 people in attendance for this kickoff event to the new season for Girl Scouts. Festival included influential guest speakers Daniella Cava Levin, Mayor of Miami Dade County and Rojan Robotham, active U.S. Airforce Colonel and former Girl Scout. During this year's festival they also celebrated their Centennial year of the Girl Scouts of Tropical Florida.

Horticulture

Routine summer maintenance filled the horticultural team schedule in September. We look forward to the return of the Pinecrest Garden Club group of volunteers, when the weather cools.

- Gardeners gave the thriving Lake Garden a thorough cleanup, trimming, and supplemental planting. The shrubby/xeric concept is working well in that area and most plants have been thriving exuberantly.
- Kudos to the four volunteers who have consistently worked through the challenging summer heat. Their love of the Gardens is obvious from their dedication.
- Primary post-lan storm cleanup was rapid. The gardeners, assisted by PSAs, cleared the paths of debris and obstructions, and re-opened heavily-used public areas.
- Plant inventorying continued, and the collections database has almost reached full functionality. The Gardens has acquired a geospatial instrument to record plant locations with sub-meter accuracy.

Banyan Bowl

Garden Produced – Free Shows

- 9/25 – Jazz Educators Community Coalition featuring Nicole Yarling, estimated 350 people in audience.

Outside Producers

- 9/24 - Girl Scouts of Tropical Florida – GIRL Fest

Staff Training

- Three classes were held in September for the Banyan Bowl staff ahead of upcoming season.
 - 9/13 – Digital audio console training
 - 9/15 – Large show audio console training.
 - 9/20 – Digital lighting console training.



Yocelyn Galiano, ICMA-CM
Village Manager
manager@pinecrest-fl.gov

MEMORANDUM
Office of the Village Manager

DATE: October 3, 2022
TO: The Honorable Mayor and Members of the Village Council
FROM: Yocelyn Galiano, ICMA-CM, Village Manager
RE: Public Works Department September 2022 Monthly Report

Project Updates:

Street Trees

- 156 street trees have been planted this fiscal year, including 67 with the County Tree Grant of which the Village is responsible to pay for 30.

Drainage

- SW 58 Avenue Drainage Project–NTP issued 1/10/22; pre-con meeting held 2/2/2022; shop drawings approved; meeting with residents 3/31/22. Follow up meeting in May. Project is 85% complete. Project complete
- Palmetto Island Drainage Project – Field review with design staff held; meeting with residents held (2-24-22). Design in-progress. Quarterly report provided to FDEP. Field meeting with design consultant 6/2. FDEP Grant Report submitted 7/20/22. Advertise for Construction 8/3/22. Bid opening 9/2/22. Project awarded to Star Paving at the Sept. Council Meeting
- Deerman/Lamya Drainage Project between 98 & 96 (69 Avenue) – under design.

Streetscape Projects

- Decorative street sign installation commenced on October 2019 and completion is scheduled for 2022. The project is 88% complete.
- Village Monument Signs (5) – Demolition complete. All signs are constructed. All stone has been installed. Solar panels/power source installed. Letters installed. Landscaping installed. Final inspection complete. Addressing punch list items. Project complete
- FBI Memorial Sign on 82 Ave has been returned after repairs. Re-installation scheduled for August/2022. Sign installed



Grants

- FDOT County Incentive Grant Program (CIGP) application was submitted December 6.
- Vulnerability Assessment - grant submitted 2-28-22 – Approved for \$195,000 from FDEP. Consultant (BCC) proposal approved by Council at July meeting. Funds become available in September, consultant will be given NTP then.
- Neat Street Tree Grant (2022) – tree grant application submitted
- TA Grant for Kendall Drive SUP submitted February 2022. Power point was prepared and submitted on 3/16/22 for presentation on 3/31/22.
- TA Grant for SW 77 Avenue Improvements submitted February 2022. Power point was prepared and submitted on 3/16/22 for presentation on 3/31/22.

Traffic Studies and Signals Updates:

- Transportation Master Plan – Council approved the 2020 prioritization list. Public Works is implementing the Council approved prioritization list.
- Wayside Market – County has allowed use of pre-pandemic ped counts – design is underway.
- Red Road Linear Park – Safety study received. Meeting with Rob Mattes and Robert Ruano on 1/27/22 to discuss grant application priorities. Submitted grant to FDOT (see above).
- FDOT completed analysis of sidewalk connection at the NB SR826 ramp and determined that a sidewalk connection was not feasible
- MDC DTPW initiated a ped study for the intersection of Red Road and Kendall Drive. A conceptual plan was provided for the Village to approve. Plan is under review

Traffic Calming

- Traffic Circle: SW 128 Street and 82 Avenue, per TMP; preliminary schematic returned 1 in favor, 1 against, pending Council policy.
- Radar speed limit sign: installation on Kendall Drive between US 1 and 67 Ave.– Installation complete.
- Radar speed limit sign: installation on Red Road (SB) south of 128 St.- Installation complete.
- MDC is reviewing the feasibility of a traffic circle at Red and Kendall.
- SW 132 Street and 82 Avenue – Ballot results: unanimous opposed.
- Construction of the roundabouts on Ludlam and Old Cutler Road and on 136 St and 67th Ct. has started.
-

Sidewalk/ Bikeways

- SW 136th St SUP Project (County) – substantially complete. County has not provided update on remediation for sub-standard landscaping. Village provided DPTW and Comm. Regalado copy of PW's assessment of the installed landscaping. (Copy previously provided). Comm. Regalado's office has asked DTPW to provide remediation efforts for landscaping. PW will review progress to date.

- SW 136th St Bridge Replacement Project (County) – construction delayed for 8-12 months (from 9/2021) due to FPL conflict/relocation. No updates from DPTW.
- SW 67 Ave SUP: from Howard Dr. to Kendall – budget estimate provided to VM
- Kendall Dr SUP: from Ludlam to Red Road – Kimley-Horn (KH) chosen as design consultant, fee proposal approved by Council, contract signed, field review with design team held 2-17-22. Design in progress. Met with councilmembers to review design standards implemented on Howard Drive as an example of what is NOT intended for Kendall SUP. Meeting with consultant 6/3. Meeting with residents 6/22. Meeting held with consultants 8/30. Expect 60% submittal and resident meeting end of October. TBAM property along Kendall will be conveyed to Village.
- SW 77 Avenue sidewalk: from 107 St to 104 St, per TMP – project is in the design phase. Grant was submitted for this project.
- SW 100 St from 72 Ave to 73 Ct. sidewalk installation – project is in the design phase; project will include new large oak trees, as approved by Council w/ new contract. Meeting with residents scheduled for this week.
- SW 104 St from 73 Ct to SW 72 Ave. Sidewalk Installation – project has been designed. Residents notified. 100% complete.

Utilities, Plan Reviews, Inspections – for the month of July

- Permits Reviewed - 49
 - Building (BL) – 44
 - Public Works (PW) – 3
 - Tree Permits (PZ) – 1
 - Storm Drain (PL) - 1

Development Projects

- Regions Bank – all utility work in the ROW complete – restoration of SW 124th St complete except for pavement markings – no work has been accepted by PWD.
- Gulliver – all utility work in the ROW is complete - ROW restoration on Kendall is complete.
- Gulliver Phase 2 - has started
- TBAM - all utility work in the ROW complete except for Fire Hydrant relocations. Several issues with the proposed restoration of Kendall Drive and SW 60th Ave. On SW 60th Ave the contractor neglected to install a planned retaining wall – no work has been accepted by PWD. On Kendall the design is incompatible with existing conditions. Working with TBAM to include SUP in ultimate design.
- Crossbridge Church - project has started
- Watermain Project – See attached weekly Progress Report
- Active FPL UG permits: 14

Maintenance Activities:

- Tree Crew
 - Tree canopy trimming Village wide is in progress.
 - Provide assistance to Downrite Engineering (Potable Water Project) to eliminate conflicts between equipment and tree canopy

- Collect and dispose of palm fronds Village-wide. (on-going weekly)
- Pothole / Shoulder Repair – 5
- Sign Repair - 18
- Stormwater Drains Inspected - 65
- Shopping Carts Removed – 5
- Graffiti Removal – 8
- Sidewalk Installed – 5,025 sq. ft.

Additional Tasks / Work Orders

- Replace light bulbs in the ladies room across the kitchen in the police dept.
- Remove sign off street sign pole
- Remove illegal signs off swale on 136 St thru 88 St and US-1
- Arrange boxes in copy room for Village Clerk
- Sidewalk inspection (approx. 12 hrs)
- Remove signs and stickers off multiple locations (signs and posts) in the Village



Yocelyn Galiano, ICMA-CM
Village Manager
manager@pinecrest-fl.gov

MEMORANDUM
Office of the Village Manager

DATE: September 19, 2022
TO: The Honorable Mayor and Members of the Village Council
FROM: Yocelyn Galiano, ICMA-CM, Village Manager
RE: **Police Department August 2022 Monthly Report**

	Aug-21	Aug -22	Jan - Aug 21	Jan- Aug 22
BAKER ACT-MENTAL	7	8	29	34
DECEASED PERSON	3	1	14	8
DISTURBANCE	33	47	434	390
DOMESTIC VIOLENCE	1	1	9	19
FALSE ALARMS	122	121	958	893
FRAUD/ECONOMIC CRIMES	11	7	70	61
FIELD INTERVIEWS	2	7	9	22
FOUND PROPERTY	2	0	17	5
MISSING PERSONS	1	0	3	3
NARCOTIC VIOLATIONS	0	0	3	1
INDECENT EXPOSURES	0	0	2	0
LEWD & LASCIVIOUS ACT	0	0	0	1
SIMPLE ASSAULT	3	0	21	25
SUSPICIOUS PERSON-VEHICLE	5	12	46	45
THEFT*	12	34	95	198
VANDALISM	3	2	18	25
VEHICLE RECOVERY	0	0	5	3
WARRANT ARRESTS	2	4	7	19
WEAPONS VIOLATION	0	0	0	0

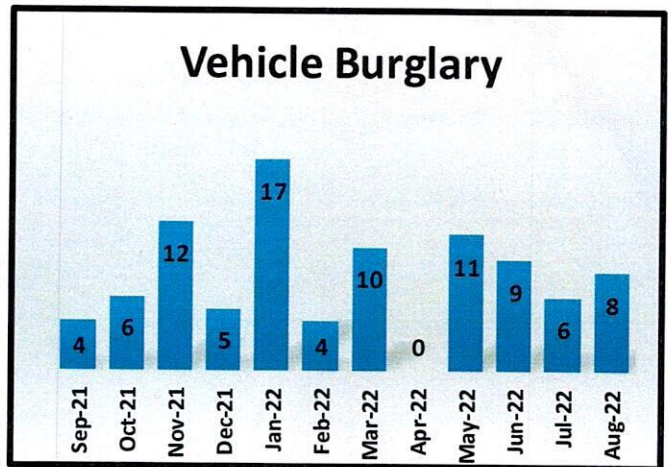
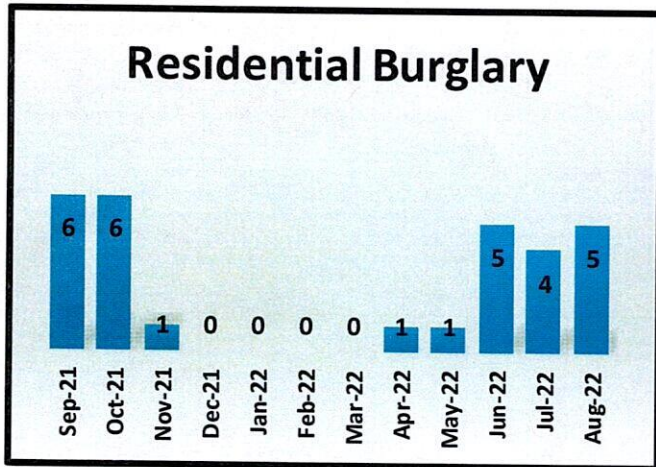
Note: * As of April 2022, Theft includes: Vehicle Burglary, Shoplifting, Theft, and Theft of Vehicle Parts (exterior)



UCR CRIME FOR PINECREST (Rolling 12 Months)

Types of Crimes	Sept 2021	Oct 2021	Nov 2021	Dec 2021	Jan 2022	Feb 2022	Mar 2022	Apr 2022	May 2022	June 2022	July 2022	Aug 2022
Homicide	0	0	0	0	0	0	0	0	0	0	0	0
Forcible Rape	1	0	0	0	0	1	0	0	0	0	0	0
Robbery	0	1	1	0	0	1	0	0	1	0	1	0
Aggravated Assault	0	1	1	1	0	2	1	1	1	0	1	3
Burglary	6	6	3	0	0	0	0	1	1	5	4	5
Larceny	21	28	26	32	39	22	22	11	29	39	33	34
Arson	0	0	0	0	0	0	0	0	0	0	0	0
Auto Theft	4	5	5	2	4	1	0	1	2	1	3	4
Total Part 1	32	41	36	35	43	27	23	14	34	45	42	46

NOTE: Totals are subject to revision as the result of follow up investigation or reclassification by the detective bureau, and therefore may not accurately reflect the final official figures subsequently submitted to FDLE.



DETECTIVE BUREAU

The Criminal Investigation Section received a total of 37 cases for the month of August 2022. All were assigned to a member of the Investigations Section for follow-up. Eighteen cases were reclassified as inactive due to insufficient investigative leads, or no further police action required. One case was exceptionally cleared and five were cleared by arrest.

Residential Burglaries



Vehicle Burglary



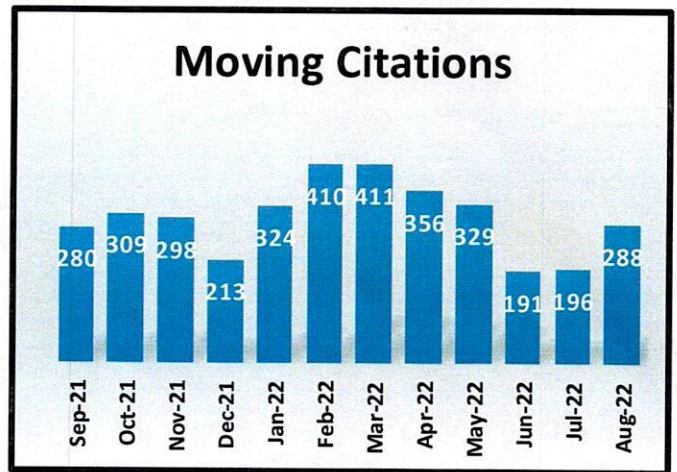
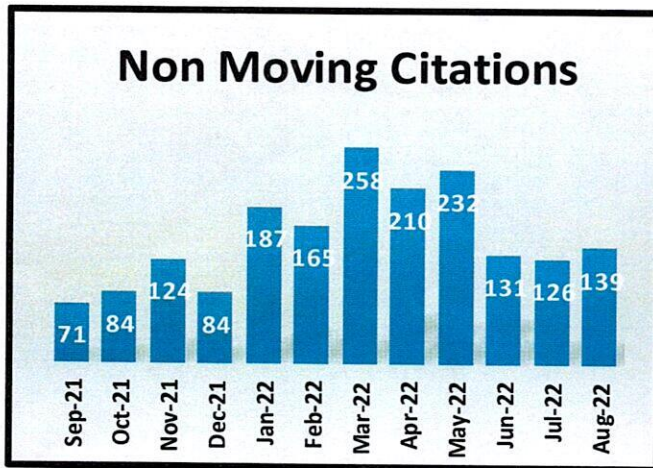
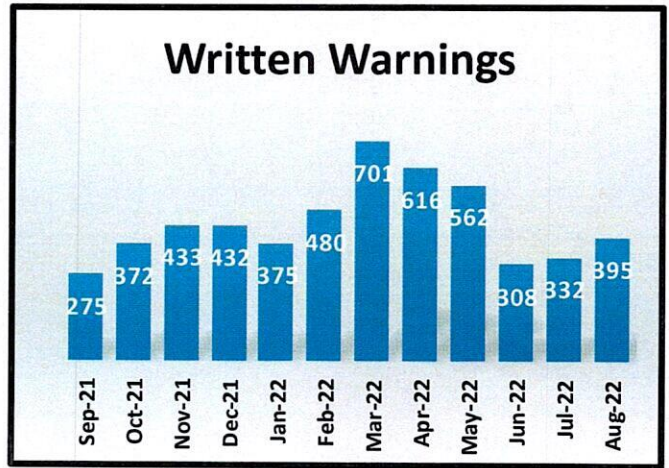
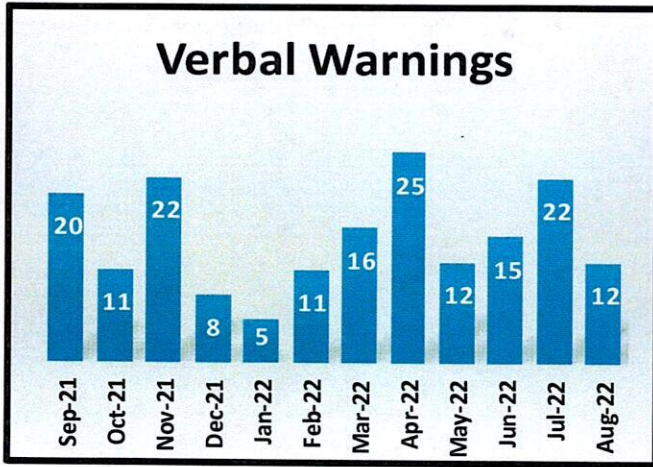
CRIME PREVENTION

There were 347 Crime Prevention tips handed out in the month of August 2022.

VICTIM SERVICES

During the month August 2022, the Victim Services Coordinator contacted 32 victims. All victims were provided with intervention services and support at some level.

TRAFFIC ENFORCEMENT



TRAFFIC CRASHES

	Sept 2021	Oct 2021	Nov 2021	Dec 2021	Jan 2022	Feb 2022	Mar 2022	Apr 2022	May 2022	June 2022	July 2022	Aug 2022	Totals
Crashes Interior	35	45	48	51	41	30	43	35	47	41	34	48	498
Crashes -US 1	20	34	24	38	22	25	27	33	26	30	24	32	335

VEHICLE PATROL MILEAGE

June 2022	July 2022	August 2022
17,795	21,252	19,146

TRAINING

June 2022	July 2022	August 2022
291	480	268

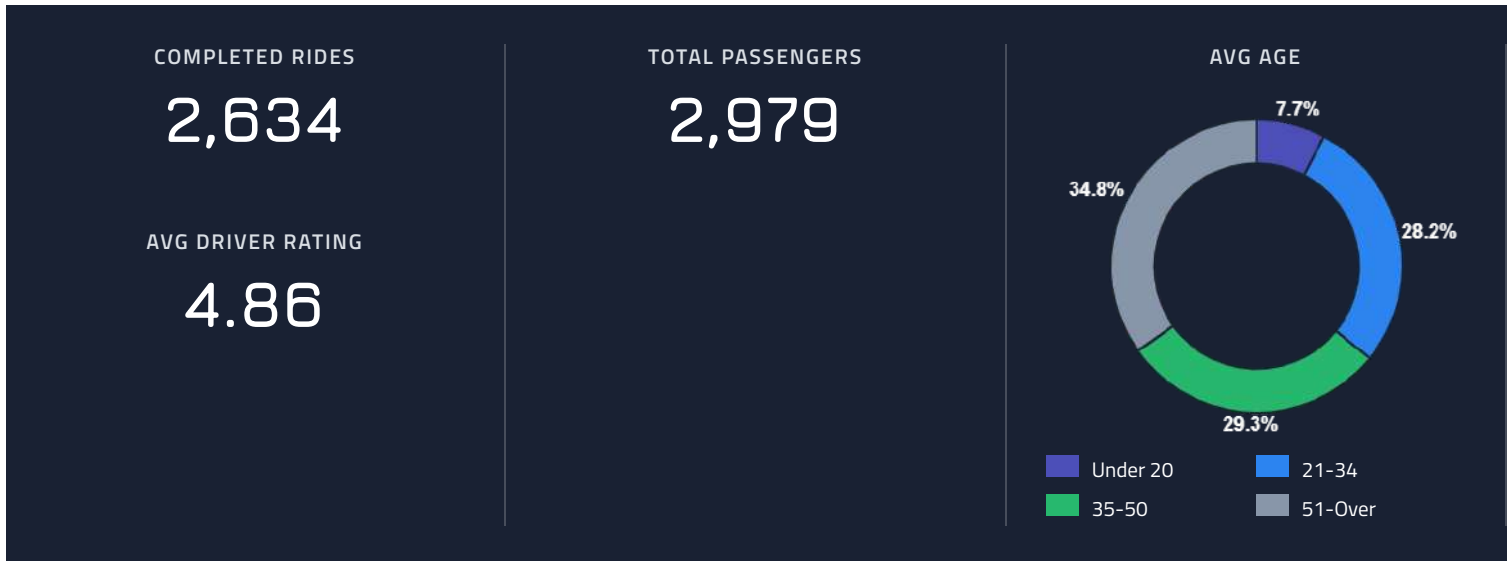
The department attended a total of 268 hours of training in the month of August 2022. Seventeen Officers and Sergeants attended an Active Shooter training at Temple Beth Am. Officers Rosado and Towne attended CSI training at the Miami Dade Public Safety Training Institute. Sergeant Mangual and Officer Perez attended Struggle Well at the PBA. Officer Moreno attended Criminal Law course at the Miami Police Department. Sergeant Oliva attended a National Conference on Preventing Crime at Caribe Royale Resort Orlando. Officer A. Garcia attended Advanced Report Writing & Review at Miami Dade College.

MEETINGS WITH OTHER AGENCIES AND CITIZEN GROUPS

- Aug 3 - Chief Cohen attended Miami Dade County Association of Chiefs of Police monthly meeting via Zoom.
- Aug 9 - Captain Bridges attended Invitation: Evertel meeting via Zoom.
- Aug 11 - Captain Cruz attended a CIT meeting at Larkin Hospital.
- Aug 11 - Captain Osore attended CRASE at Bet Shira
- Aug 15 - Chief Cohen attended Miami Dade County Association of Chiefs of Police meeting with State Attorney's Office on bail reform at the Miami Police Department.
- Aug 16 - Captain Bridges attended a meeting with Clearwater AI via Zoom.
- Aug 23 - Captain Osore attended Coral Gables PD EOC with Marc Stolzenberg.
- Aug 31 - VSC attended a Domestic Violence and Sexual Assault Council at the PBA.



Zone Summary

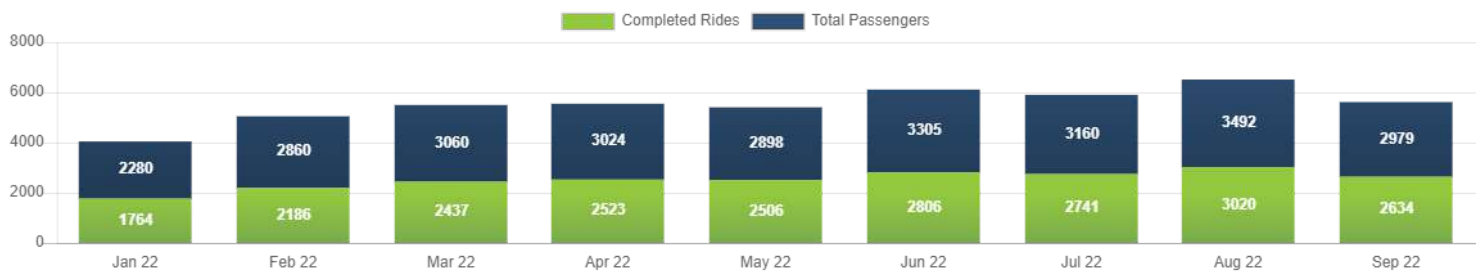


AVERAGE TIME	Ride request to selected 1.19m	Ride request to pickup 20.59m
--------------	---------------------------------------	--------------------------------------

RIDES BY WAITING TIMES	0-10	10-15	15-20	20-30	30+
	Min 1369	Min 303	Min 260	Min 336	Min 366

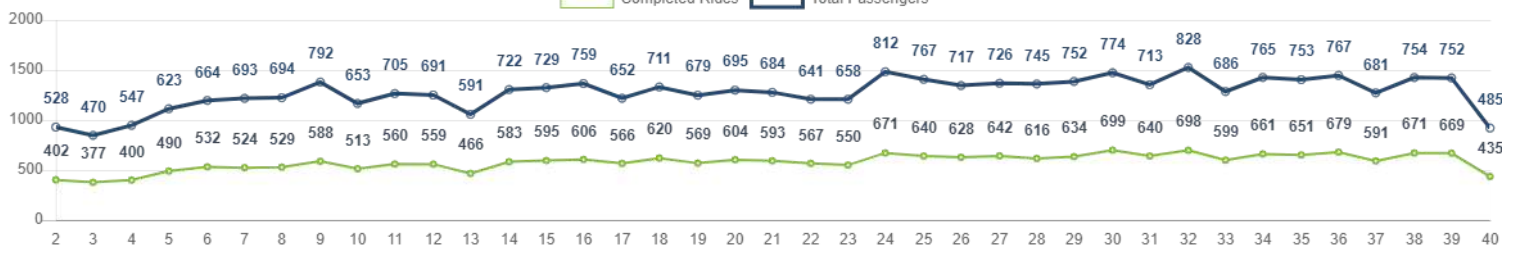
APP RIDES	FLAG DOWN RIDES	MEN DRIVEN	FEMALE DRIVEN
1,660	974	326	2,653

PASSENGERS AND RIDES BY MONTH (YTD)



PASSENGERS AND RIDES BY WEEK (YTD)

Completed Rides Total Passengers



CITT Report

TOTAL BOARDINGS

2,979

AVERAGE WEEKDAY BOARDINGS

132.43

AVERAGE MILES PER DAY WEEKDAY

336.97

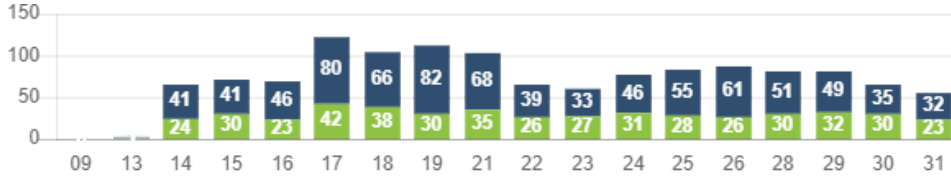
AVERAGE WEEKEND BOARDINGS

49.5

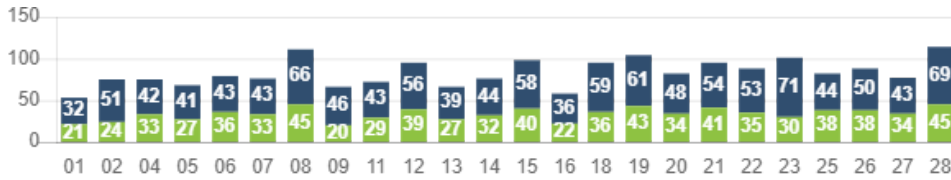
AVERAGE MILES PER DAY WEEKEND

71.76

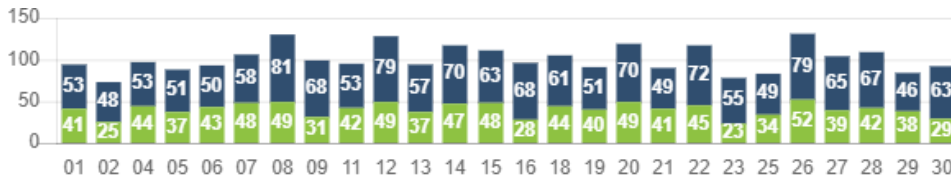
PASSENGERS AND RIDES - JANUARY



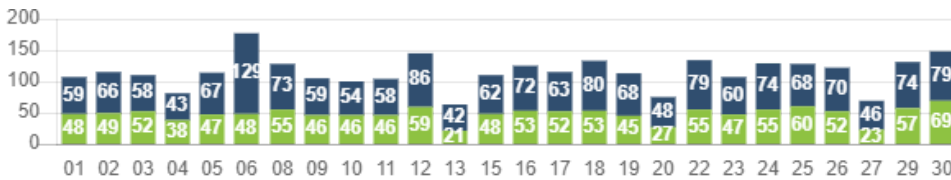
PASSENGERS AND RIDES - FEBRUARY



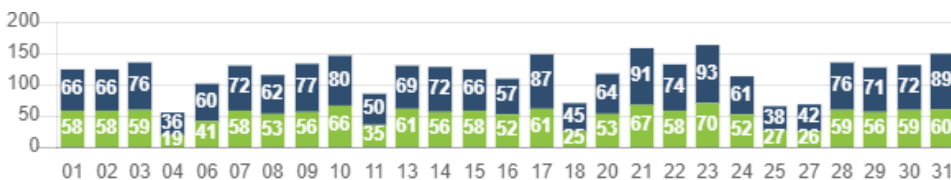
PASSENGERS AND RIDES - MARCH



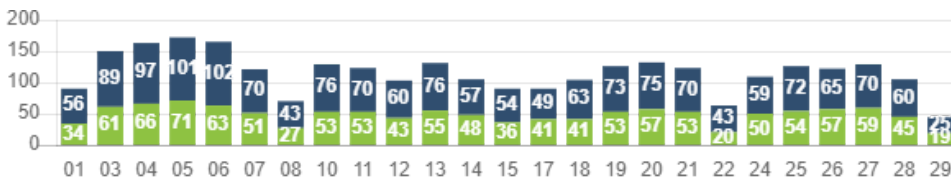
PASSENGERS AND RIDES - APRIL



PASSENGERS AND RIDES - MAY

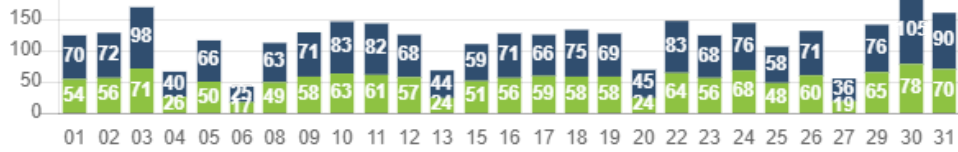


PASSENGERS AND RIDES - JUNE

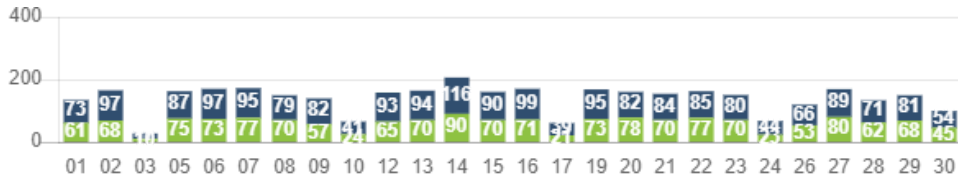


PASSENGERS AND RIDES - JULY

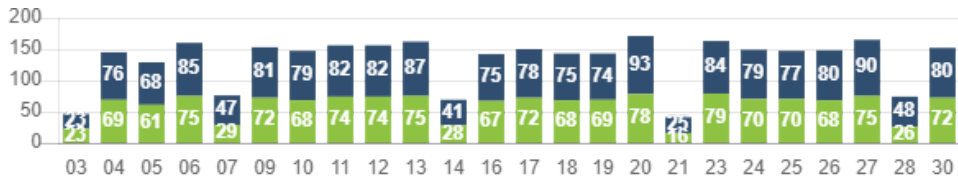




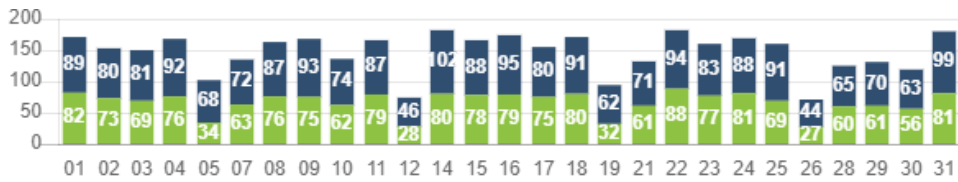
PASSENGERS AND RIDES - AUGUST



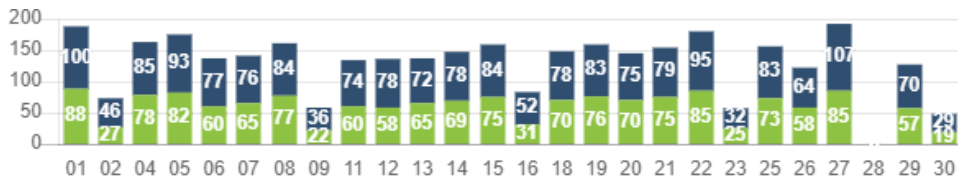
PASSENGERS AND RIDES - SEPTEMBER



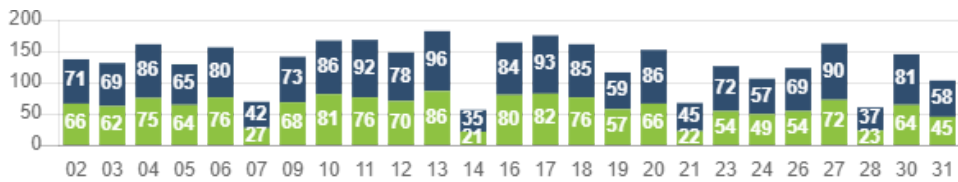
PASSENGERS AND RIDES - OCTOBER



PASSENGERS AND RIDES - NOVEMBER



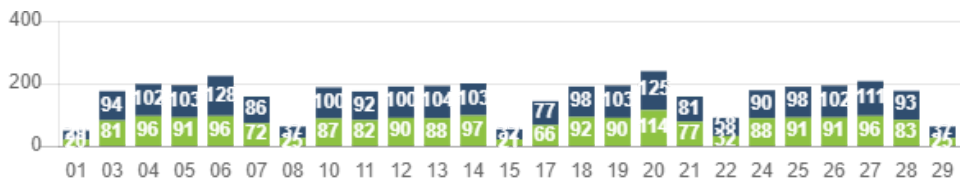
PASSENGERS AND RIDES - DECEMBER



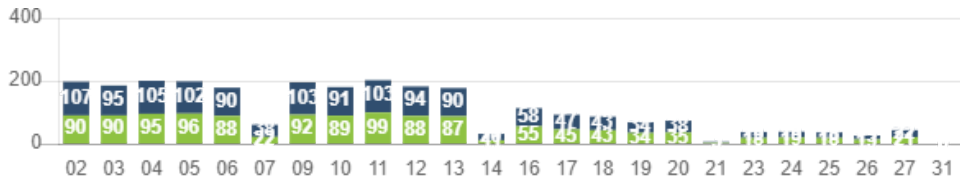
PASSENGERS AND RIDES - JANUARY



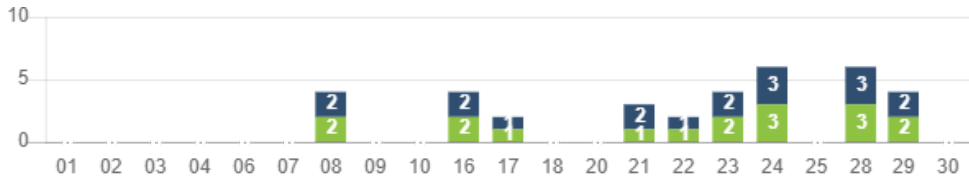
PASSENGERS AND RIDES - FEBRUARY



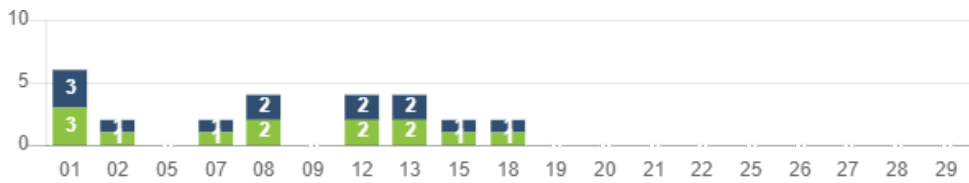
PASSENGERS AND RIDES - MARCH



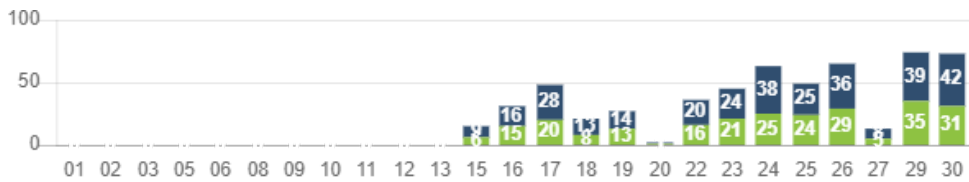
PASSENGERS AND RIDES - APRIL



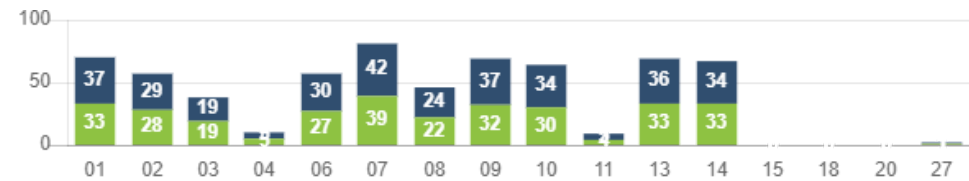
PASSENGERS AND RIDES - MAY



PASSENGERS AND RIDES - JUNE



PASSENGERS AND RIDES - JULY



PASSENGERS AND RIDES - AUGUST



PASSENGERS AND RIDES - FEBRUARY

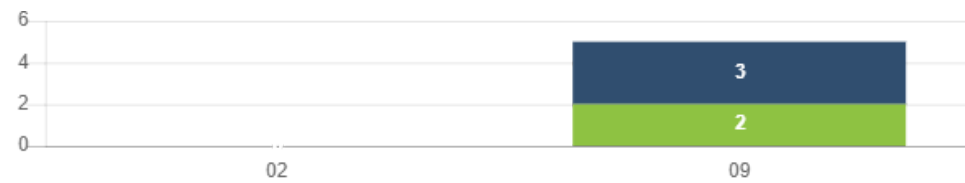




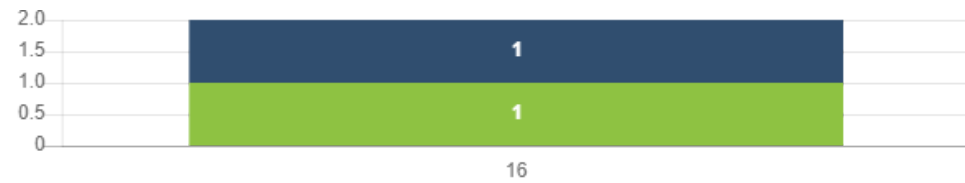
PASSENGERS AND RIDES - MAY



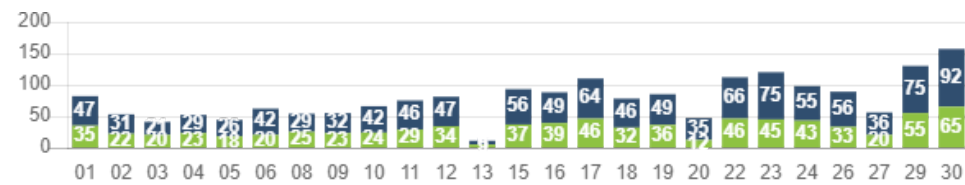
PASSENGERS AND RIDES - JUNE



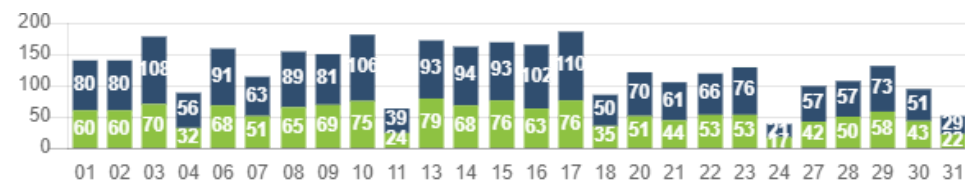
PASSENGERS AND RIDES - SEPTEMBER



PASSENGERS AND RIDES - NOVEMBER



PASSENGERS AND RIDES - DECEMBER

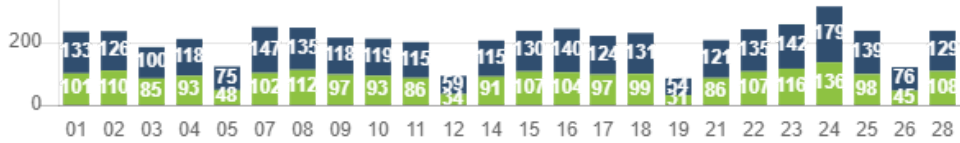


PASSENGERS AND RIDES - JANUARY

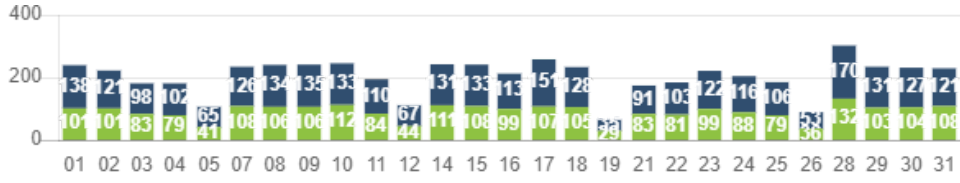


PASSENGERS AND RIDES - FEBRUARY

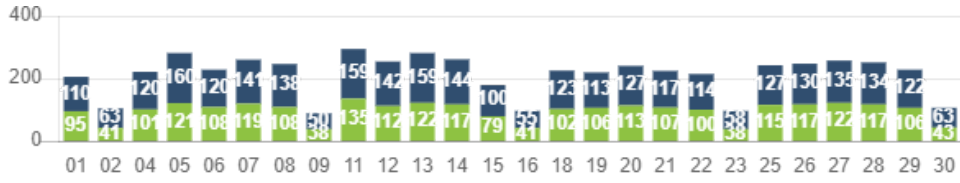




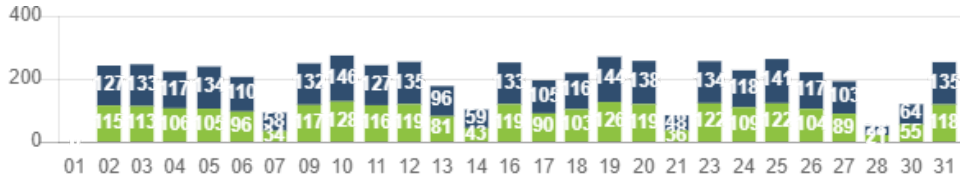
PASSENGERS AND RIDES - MARCH



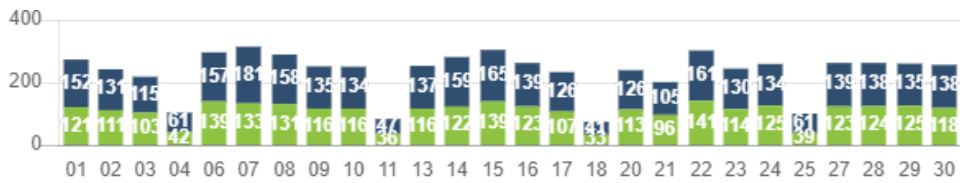
PASSENGERS AND RIDES - APRIL



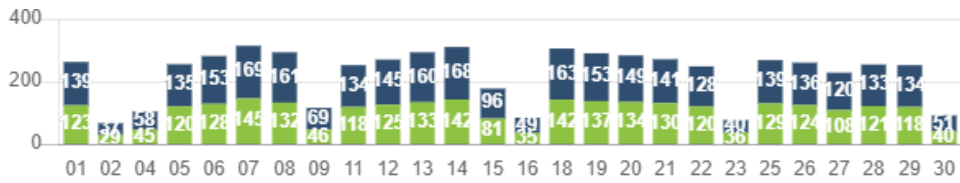
PASSENGERS AND RIDES - MAY



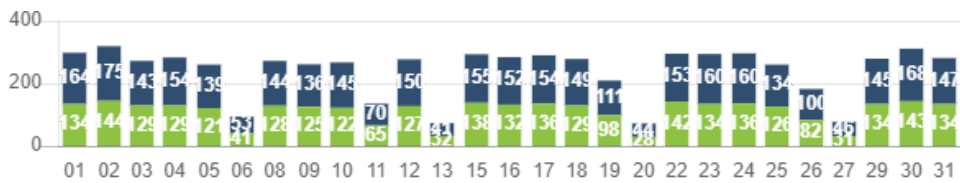
PASSENGERS AND RIDES - JUNE



PASSENGERS AND RIDES - JULY

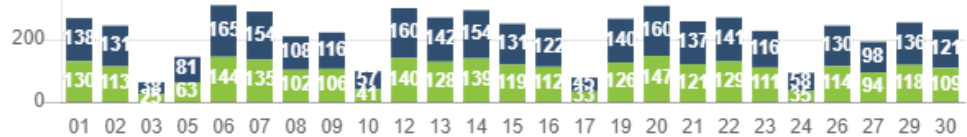


PASSENGERS AND RIDES - AUGUST

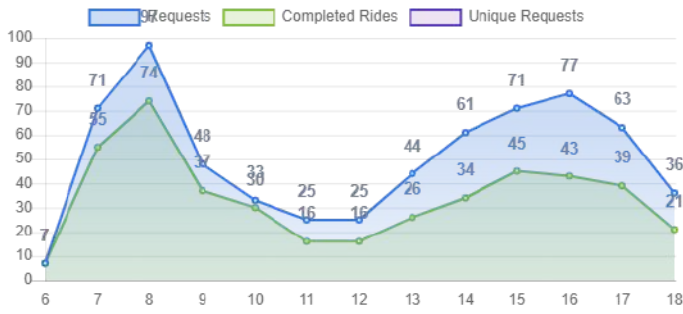


PASSENGERS AND RIDES - SEPTEMBER

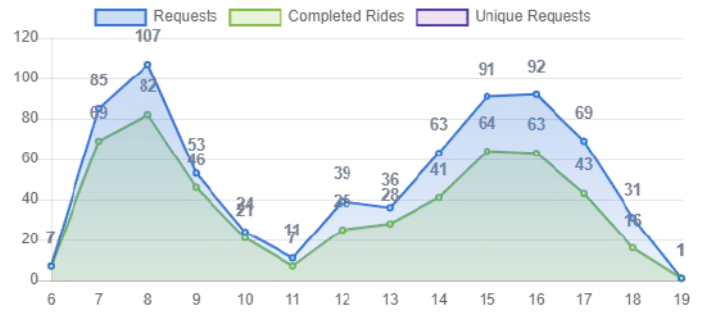




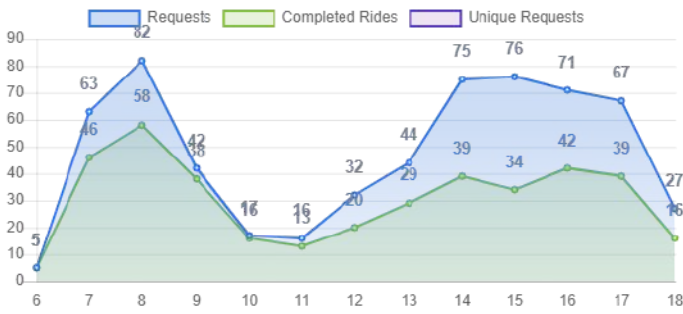
RIDE REQUEST MONDAY



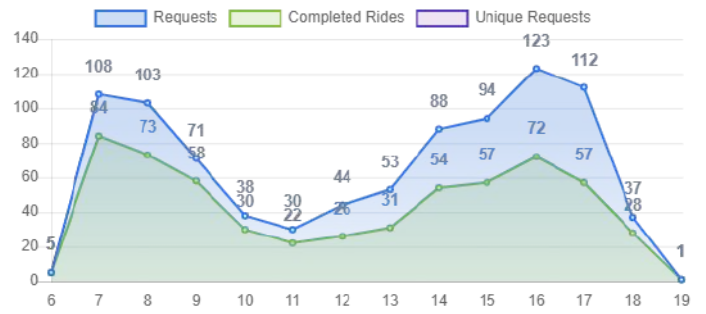
RIDE REQUEST TUESDAY



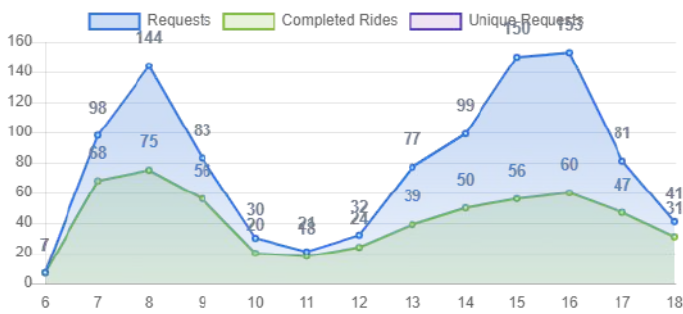
RIDE REQUEST WEDNESDAY



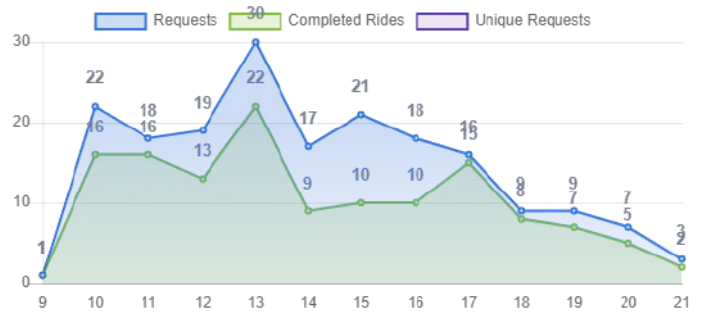
RIDE REQUEST THURSDAY



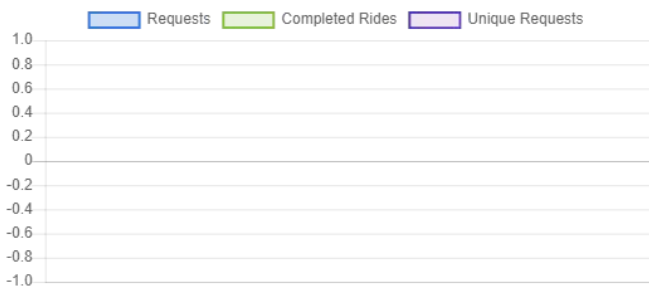
RIDE REQUEST FRIDAY



RIDE REQUEST SATURDAY



RIDE REQUEST SUNDAY



TOTAL PASSENGERS MONDAY



TOTAL PASSENGERS TUESDAY



TOTAL PASSENGERS WEDNESDAY



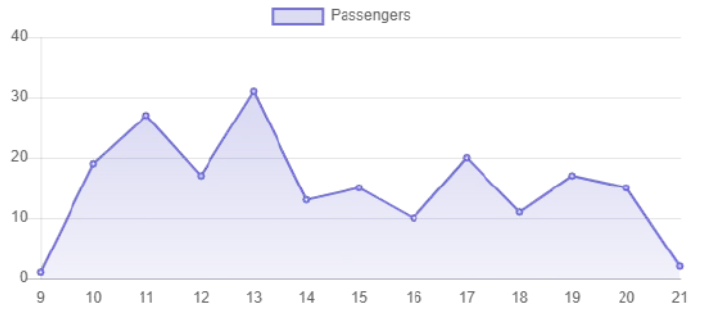
TOTAL PASSENGERS THURSDAY



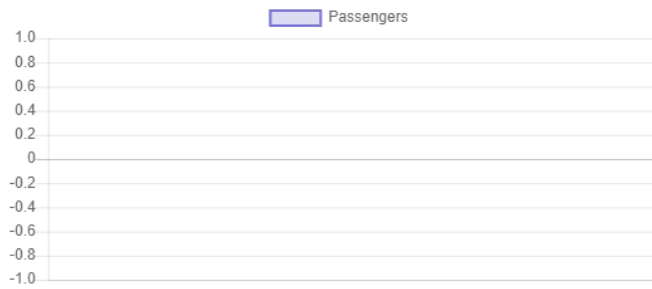
TOTAL PASSENGERS FRIDAY



TOTAL PASSENGERS SATURDAY



TOTAL PASSENGERS SUNDAY



RIDES REQUEST DROPOFF

